


Coaxial Frequency Mixer

ZX05-42MH+

Level 13 (LO Power +13 dBm) 5 to 4200 MHz



Maximum Ratings

Operating Temperature	-40°C to 85°C
Storage Temperature	-55°C to 100°C
RF Power	200mW
IF Current	40mA
Permanent damage may occur if any of these limits are exceeded.	

Coaxial Connections

LO	1
RF	2
IF	3

Features

- rugged construction
- small size
- low conversion loss
- high L-R isolation
- protected by US Patents 6,133,525 & 6,790,049

Applications

- cellular
- PCS
- instrumentation
- satellite communication

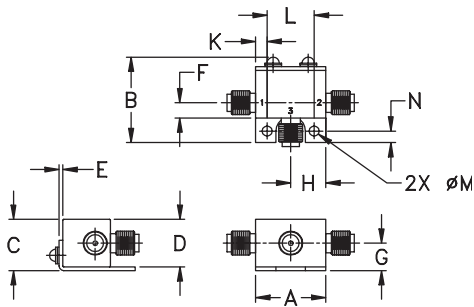
CASE STYLE: FL905

Connectors	Model
SMA	ZX05-42MH-S+

+RoHS Compliant

The +Suffix identifies RoHS Compliance. See our web site for RoHS Compliance methodologies and qualifications

Outline Drawing



Outline Dimensions (inch/mm)

A	B	C	D	E	F	G
.74	.90	.54	.50	.04	.16	.29
18.80	22.86	13.72	12.70	1.02	4.06	7.37
H	J	K	L	M	N	wt
.37	--	.122	.496	.106	.122	grams
9.40	--	3.10	12.60	2.69	3.10	20.0

Electrical Specifications (T_{AMB}=25°C)

FREQUENCY (MHz)	CONVERSION LOSS (dB)				LO-RF ISOLATION (dB)						LO-IF ISOLATION (dB)						IP3 at center band (dBm)		
	LO/RF	IF	Mid-Band m	Total Range Max.	L	M	U	L	M	U	L	M	U						
5-4200	5-3500	f _L -f _U	\bar{X}	σ	Max.	Max.	Typ.	Min.	Typ.	Min.	Typ.	Min.	Typ.	Min.	Typ.	Min.	Typ.		
							47	28	29	20	30	15	34	23	26	17	23	17	19

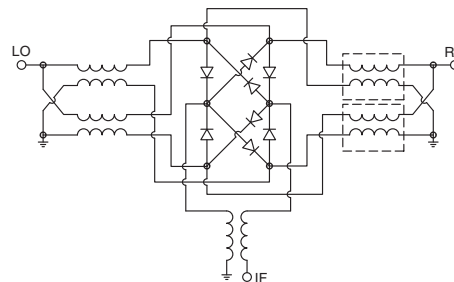
1 dB COMP.: +9 dBm typ.

L = low range [f_L to 10 f_L] M = mid range [10 f_L to f_U/2] U = upper range [f_U/2 to f_U]
m = mid band [2f_L to f_U/2]

Typical Performance Data

Frequency (MHz)		Conversion Loss (dB)	Isolation L-R (dB)	Isolation L-I (dB)	VSWR RF Port (:1)	VSWR LO Port (:1)
RF	LO	LO +13dBm	LO +13dBm	LO +13dBm	LO +13dBm	LO +13dBm
5.10	35.10	7.31	45.95	33.54	1.31	2.39
20.10	50.10	7.13	55.97	35.83	1.21	2.33
100.10	70.10	7.16	55.79	35.64	1.18	2.30
305.66	275.66	7.25	42.66	33.81	1.09	2.24
516.77	486.77	7.39	38.77	31.55	1.18	2.11
727.88	697.88	7.37	37.99	28.97	1.43	1.91
938.99	908.99	7.48	39.66	27.24	1.79	1.79
1150.10	1120.10	7.63	46.71	25.76	2.01	1.65
1361.21	1331.21	7.98	46.26	24.65	2.17	1.53
1572.32	1542.32	8.18	40.21	24.25	2.31	1.45
1783.43	1753.43	8.20	36.57	24.45	2.07	1.35
1994.54	1964.54	8.27	34.51	24.79	1.97	1.34
2200.10	2170.10	8.25	32.76	24.92	1.88	1.36
2485.81	2455.81	8.28	31.48	24.30	1.95	1.35
2771.53	2741.53	8.66	30.19	23.95	1.86	1.35
3057.24	3027.24	8.99	28.98	24.12	1.96	1.27
3342.96	3312.96	9.21	28.90	24.58	1.80	1.11
3628.67	3598.67	9.11	29.94	25.59	1.81	1.14
3914.39	3884.39	9.25	31.33	26.21	1.38	1.25
4200.10	4170.10	9.88	31.78	27.67	1.21	1.39

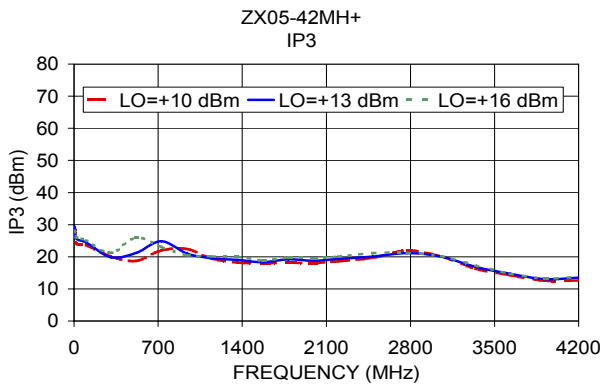
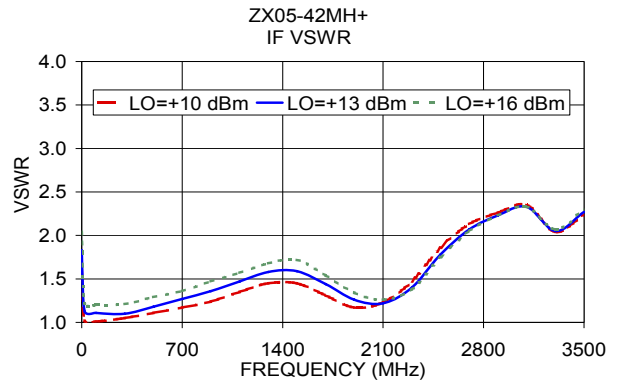
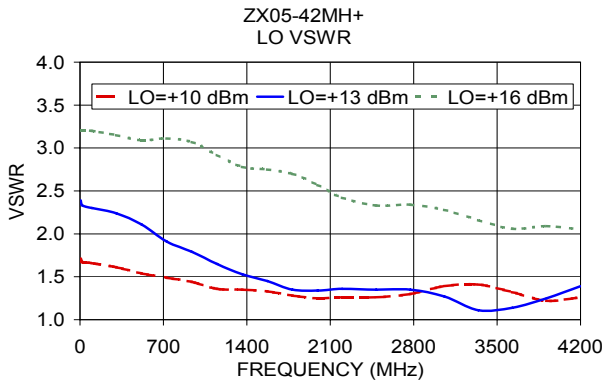
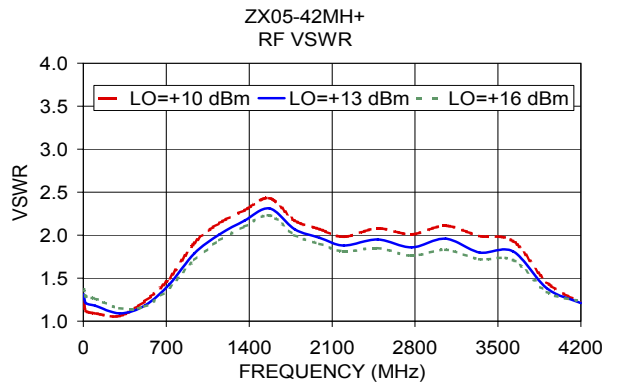
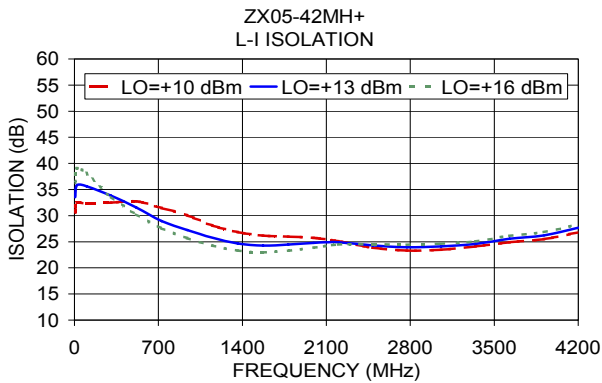
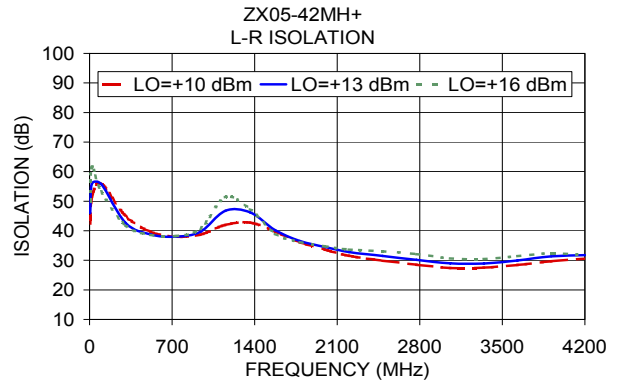
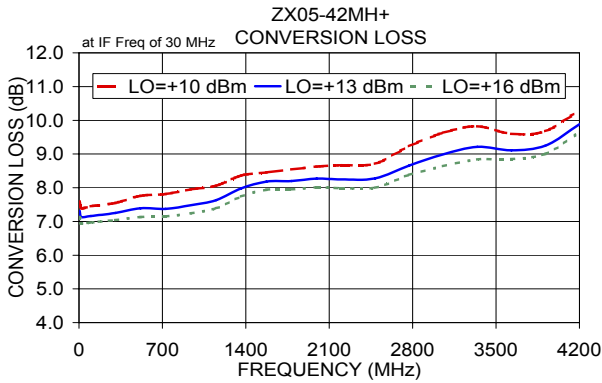
Electrical Schematic



Notes

- Performance and quality attributes and conditions not expressly stated in this specification document are intended to be excluded and do not form a part of this specification document.
- Electrical specifications and performance data contained in this specification document are based on Mini-Circuit's applicable established test performance criteria and measurement instructions.
- The parts covered by this specification document are subject to Mini-Circuit's standard limited warranty and terms and conditions (collectively, "Standard Terms"); Purchasers of this part are entitled to the rights and benefits contained therein. For a full statement of the Standard Terms and the exclusive rights and remedies thereunder, please visit Mini-Circuit's website at www.minicircuits.com/MCLStore/terms.jsp





Notes

- A. Performance and quality attributes and conditions not expressly stated in this specification document are intended to be excluded and do not form a part of this specification document.
- B. Electrical specifications and performance data contained in this specification document are based on Mini-Circuit's applicable established test performance criteria and measurement instructions.
- C. The parts covered by this specification document are subject to Mini-Circuits standard limited warranty and terms and conditions (collectively, "Standard Terms"); Purchasers of this part are entitled to the rights and benefits contained therein. For a full statement of the Standard Terms and the exclusive rights and remedies thereunder, please visit Mini-Circuits' website at www.minicircuits.com/MCLStore/terms.jsp

