



RACK-MOUNTED

Splitter / Combiner Panel

ZT-351

Mini-Circuits

50 Ω 10 to 40 GHz 4 x 4-Way 2.92 mm Female

THE BIG DEAL

- Rack-mounted RF splitter / combiner panel
- 4 x 4-way splitters in 1U rack space
- All connectors on the front panel
- Wide band



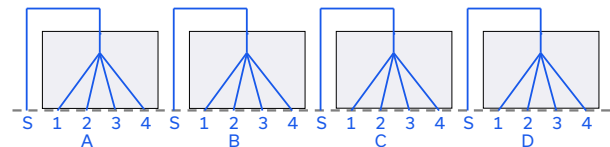
Front View

Generic photo used for illustration purposes only

APPLICATIONS

- Production test setups
- Satcom signal distribution
- Military radio, radar & electronic warfare
- 5G FR1 & FR2, millimeter wave radio infrastructure

FUNCTIONAL BLOCK DIAGRAM



Mini-Circuits panel-mounted structures provide clean, organized management of cable runs and connections in complex, high volume test setups. Multiple connector adapters, power splitters, directional couplers and other essential RF components and test accessories can be integrated efficiently within the test system. Custom configurations are available upon request.

ZT-351 integrates 4 x 4-way splitter / combiners on to a compact panel requiring only 1U of rack space. The wide 10-40 GHz bandwidth of operation covers a range of commercial cellular, satellite and military frequency bands

The panel is configured with all precision 2.92 mm RF connectors on the front for easy access within a rack-mounted test environment.

ELECTRICAL SPECIFICATIONS AT +25°C (EACH SPLITTER)

Parameter	Conditions	Min	Typ	Max	Units
Frequency		10		40	GHz
Insertion Loss	Above theoretical 6 dB loss		2.5	4.5	dB
Isolation		18	22		dB
Return Loss	Port S		16		dB
	Ports 1-4		17		dB
Input Power	As a splitter			20	W
	Internal dissipation			0.5	

REV. A
ECO-022135
ZTM-351
MCL NY
240618





RACK-MOUNTED

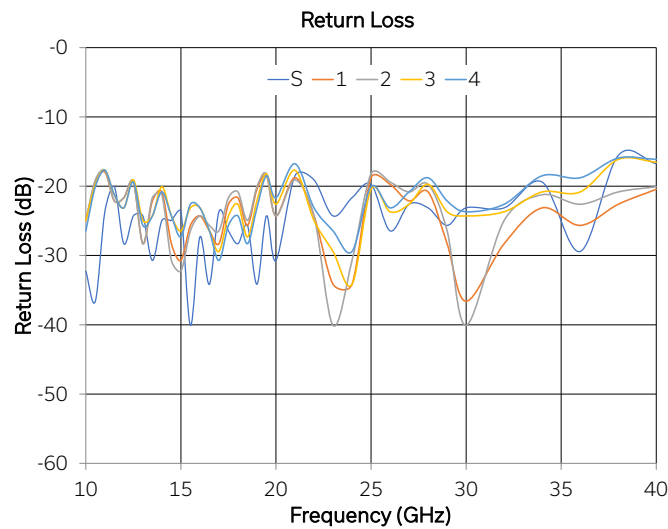
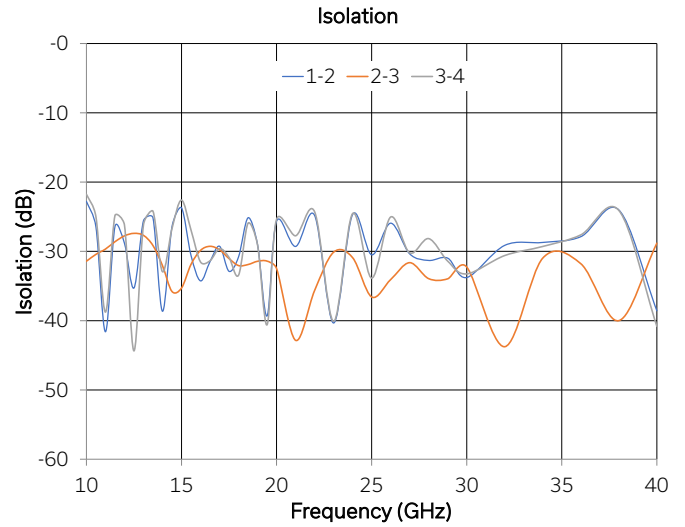
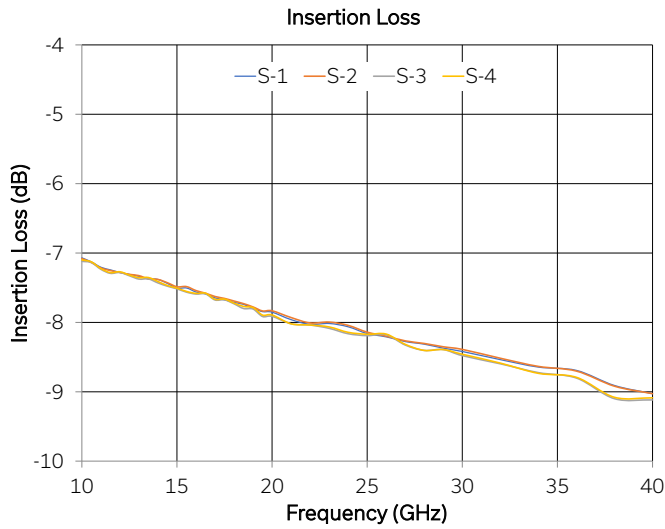
Splitter / Combiner Panel

ZT-351

Mini-Circuits

50 Ω 10 to 40 GHz 4 x 4-Way 2.92 mm Female

TYPICAL PERFORMANCE GRAPHS





RACK-MOUNTED

Splitter / Combiner Panel

ZT-351

Mini-Circuits

50 Ω 10 to 40 GHz 4 x 4-Way 2.92 mm Female

ABSOLUTE MAXIMUM RATINGS

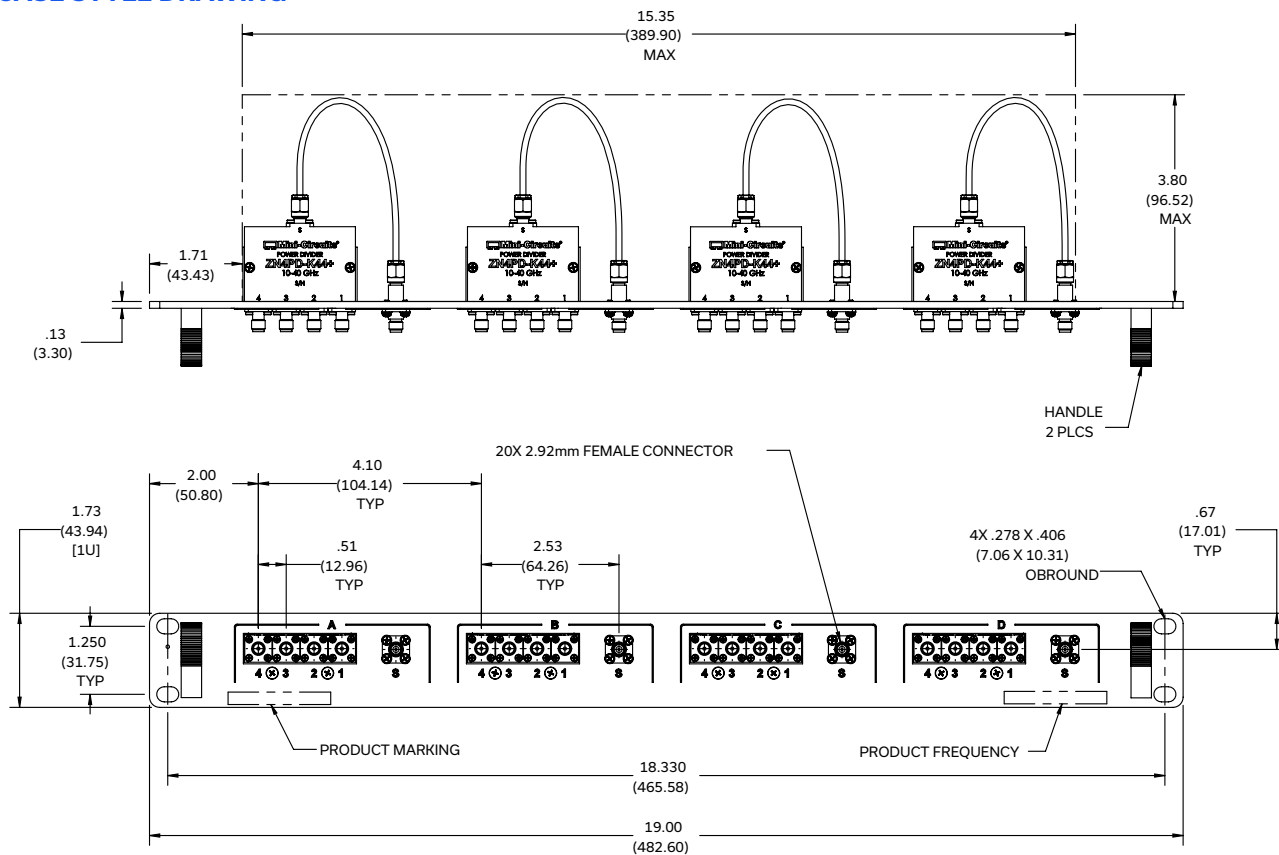
Parameter	Conditions	Limits	Units
Temperature	Operating	0 to +50	°C
	Storage	-20 to +60	

Permanent damage may occur if any of these limits are exceeded. Operating in the range between operating power limits and absolute maximum ratings for extended periods of time may result in reduced life and reliability.

CONNECTIONS

Port	Connector
Splitter A-D, ports S & 1-4	2.92 mm female

CASE STYLE DRAWING



Weight: 653 grams.

Dimensions are in inches (mm). Tolerances: 2 Pl.±.03 inch; 3 Pl.±.015 inch.

PRODUCT MARKING*

Product Marking: ZT-351

Product Frequency: 10 – 40 GHz

Unit ID Label: Serial number and other identification marks

*Marking may contain other features or characters for internal lot control






RACK-MOUNTED

Splitter / Combiner Panel **ZT-351**


Mini-Circuits

50 Ω 10 to 40 GHz 4 x 4-Way 2.92 mm Female

DETAILED MODEL INFORMATION IS AVAILABLE ON OUR WEBSITE [CLICK HERE](#)

Case Style	AAM3226	
Environmental Rating	ENV55	
Regulatory Compliance	<p>Refer to our website for compliance methodologies and qualifications</p> 	www.minicircuits.com/quality/environmental_introduction.html

Contact Us: testsolutions@minicircuits.com

Included Accessories	Part Number	Description
	HT-4-SMA	SMA connector wrench (4" length)

NOTES

- A. Performance and quality attributes and conditions not expressly stated in this specification document are intended to be excluded and do not form a part of this specification document.
- B. Electrical specifications and performance data contained in this specification document are based on Mini-Circuit's applicable established test performance criteria and measurement instructions.
- C. The parts covered by this specification document are subject to Mini-Circuits standard limited warranty and terms and conditions (collectively, "Standard Terms"); Purchasers of this part are entitled to the rights and benefits contained therein. For a full statement of the standard terms and the exclusive rights and remedies thereunder, please visit Mini-Circuits' website at www.minicircuits.com/terms/viewterm.html

