



RACK-MOUNTED

# Adapter Patch Panel ZT-32KFFL-KF50

Mini-Circuits


50Ω DC to 40 GHz 32 x 2.92 mm Female to Female

## THE BIG DEAL


- Rack-mounted connector patch panel
- 32 x 2.92 mm adapters in 2U rack space
- Excellent return loss
- Flat frequency response

## APPLICATIONS

- Production test set-ups
- Simplification of cable runs
- Interconnection of RF cables & equipment



Front View



Back View

Generic photo used for illustration purposes only

## PRODUCT OVERVIEW

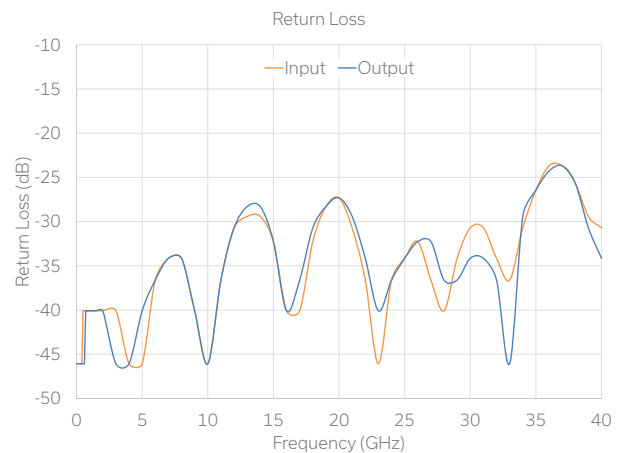
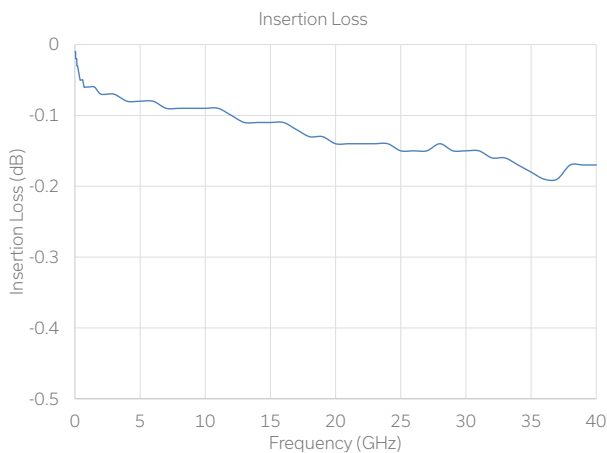
Mini-Circuits' panel-mounted structures provide clean, organized management of cable runs and connections in complex, high volume test setups. Multiple connector adapters, power splitters, directional couplers and other essential RF components and test accessories can be integrated efficiently within the test system. Custom configurations are available upon request.

ZT-32KFFL-KF50+ integrates 32 wideband adapters on to a compact panel requiring only 2U of rack space, with 2.92 mm female connectors on the front and rear.

## ELECTRICAL SPECIFICATIONS AT +25°C (EACH ADAPTER)

Parameter	Conditions	Min	Typ	Max	Units
Frequency Range		DC		40	GHz
Insertion Loss	DC - 40 GHz		0.15	0.60	dB
Return Loss	DC - 40 GHz	23			dB

## TYPICAL PERFORMANCE GRAPHS



REV. A  
ECO-022135  
ZT-32KFFL-KF50  
MCL NY  
240618





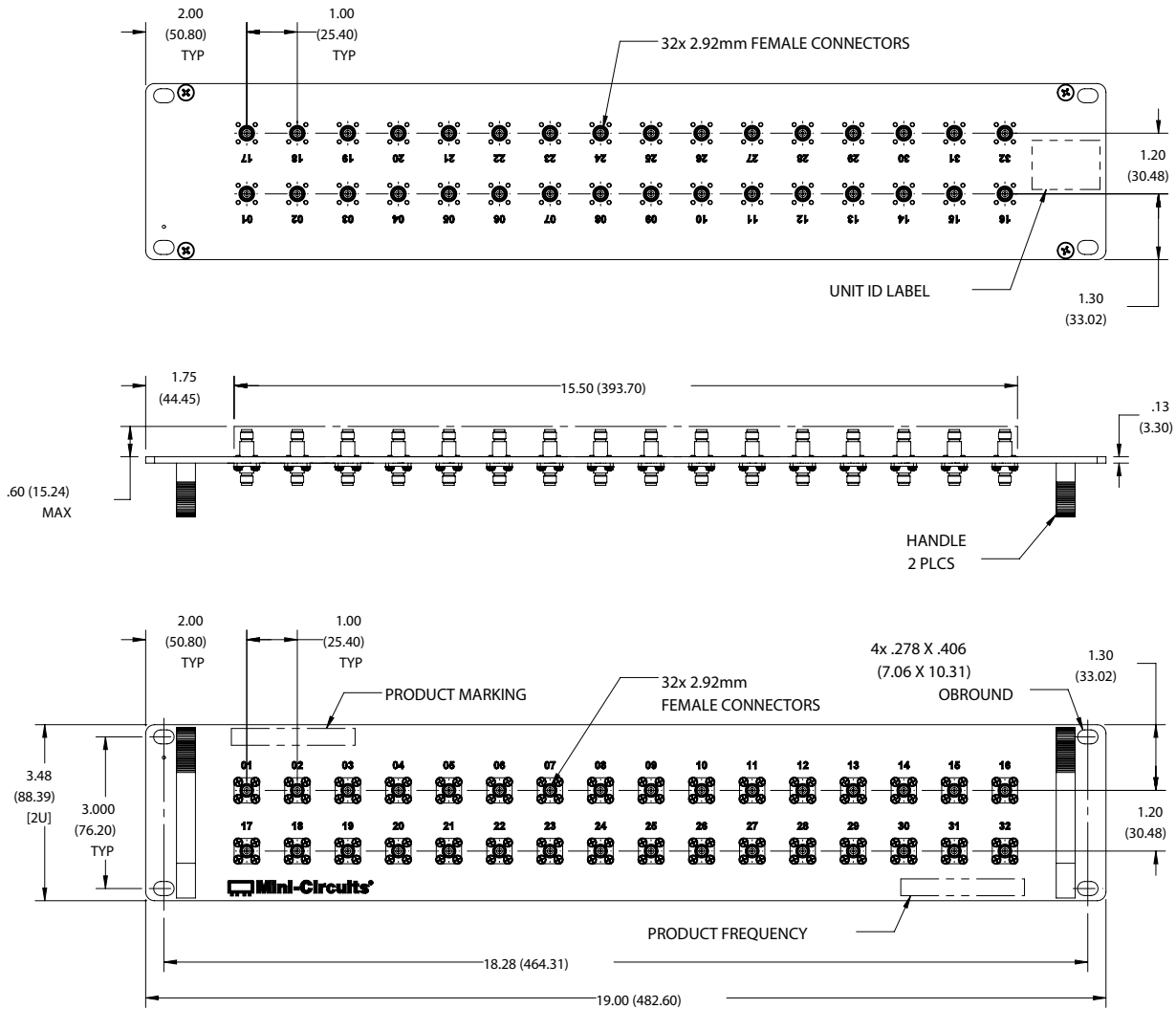
RACK-MOUNTED

# Adapter Patch Panel ZT-32KFFL-KF50

Mini-Circuits

50Ω DC to 40 GHz 32 x 2.92 mm Female to Female

## CASE STYLE DRAWING



Weight: 260 grams.

Dimensions are in inches (mm). Tolerances: 2 Pl.±.03 inch; 3 Pl.±.015 inch.

## PRODUCT MARKING

Product Marking: ZT-32KFFL-KF50

Product Frequency: DC - 40 GHz

Unit ID Label: Serial number and other identification marks

Marking may contain other features or characters for internal lot control





RACK-MOUNTED

# Adapter Patch Panel ZT-32KFFL-KF50

Mini-Circuits

50Ω DC to 40 GHz 32 x 2.92 mm Female to Female

## ABSOLUTE MAXIMUM RATINGS


Parameter	Conditions	Limits	Units
Temperature	Operating	0 to +50	°C
	Storage	-20 to +60	

Permanent damage may occur if any of these limits are exceeded. Operating in the range between operating power limits and absolute maximum ratings for extended periods of time may result in reduced life and reliability.


## CONNECTIONS

Port	Connector
01-32 (front & rear)	2.92 mm Female

DETAILED MODEL INFORMATION IS AVAILABLE ON OUR WEBSITE [CLICK HERE](#)

Case Style	AAQ3493		
Environmental Rating	ENV55		
Regulatory Compliance	Refer to our website for compliance methodologies and qualifications 	<a href="http://www.minicircuits.com/quality/environmental_introduction.html">www.minicircuits.com/quality/environmental_introduction.html</a>	

Contact Us: [testsolutions@minicircuits.com](mailto:testsolutions@minicircuits.com)

Included Accessories	Part Number	Description
	HT-4-SMA	SMA connector wrench (4" length)

## NOTES

- A. Performance and quality attributes and conditions not expressly stated in this specification document are intended to be excluded and do not form a part of this specification document.
- B. Electrical specifications and performance data contained in this specification document are based on Mini-Circuit's applicable established test performance criteria and measurement instructions.
- C. The parts covered by this specification document are subject to Mini-Circuits standard limited warranty and terms and conditions (collectively, "Standard Terms"); Purchasers of this part are entitled to the rights and benefits contained therein. For a full statement of the standard terms and the exclusive rights and remedies thereunder, please visit Mini-Circuits' website at [www.minicircuits.com/terms/viewterm.html](http://www.minicircuits.com/terms/viewterm.html)

