



COAXIAL

Adapter

KM-KM50-T+

50Ω DC to 40 GHz 2.92 mm-Male to 2.92 mm-Male

KEY FEATURES

- Wideband, DC to 40 GHz
- Low Insertion Loss, 0.1 dB typ.
- Excellent VSWR, 1.03:1 typ.
- Straight Body
- Coupling nut for torquing



Generic photo used for illustration purposes only

PRODUCT OVERVIEW

Mini-Circuits' KM-KM50-T+ is a coaxial 2.92 mm Male to 2.92 mm Male adapter supporting a wide range of applications from DC to 40 GHz. This model provides excellent VSWR and low insertion loss versus frequency. The KM-KM50-T+ features passivated stainless-steel construction as well as a coupling nut in the body for torquing, and measures only 0.86" in length.

ELECTRICAL SPECIFICATIONS AT +25°C

Parameter	Frequency (GHz)	Min.	Typ.	Max.	Units
Frequency Range		DC		40	GHz
Insertion Loss	DC-10	-	0.1	0.4	dB
	10-20	-	0.1	0.4	
	20-30	-	0.1	0.4	
	30-40	-	0.1	0.4	
VSWR	DC-10	-	1.03	1.2	:1
	10-20	-	1.02	1.2	
	20-30	-	1.03	1.2	
	30-40	-	1.03	1.2	

ABSOLUTE MAXIMUM RATINGS¹

Operating Case Temperature	-45°C to +125°C
Storage Temperature	-45°C to +125°C

1. Permanent damage may occur if any of these limits are exceeded.



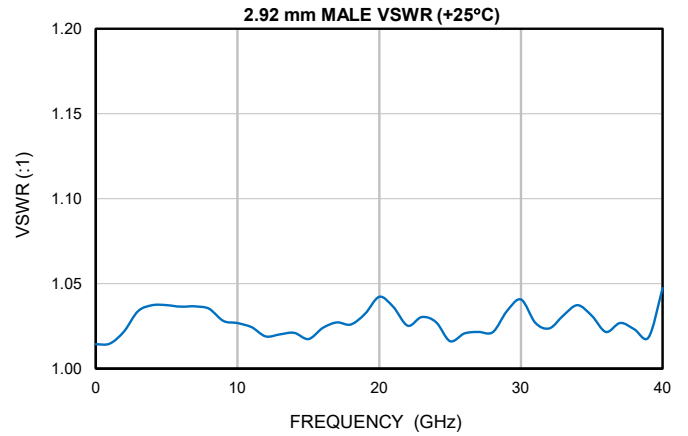
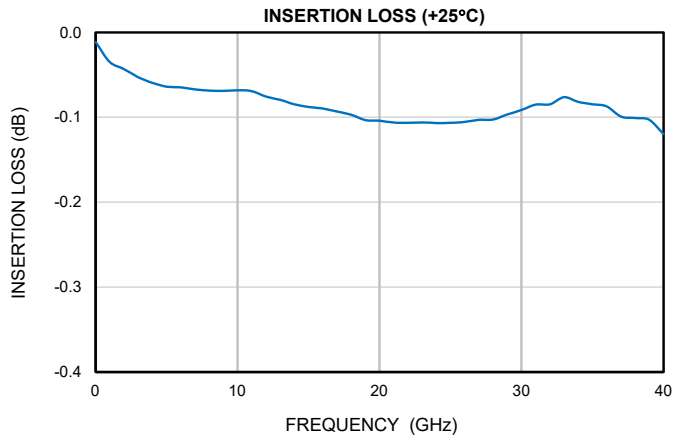
COAXIAL

Adapter

KM-KM50-T+

50Ω DC to 40 GHz 2.92 mm-Male to 2.92 mm-Male

TYPICAL PERFORMANCE GRAPHS





COAXIAL

Adapter

KM-KM50-T+

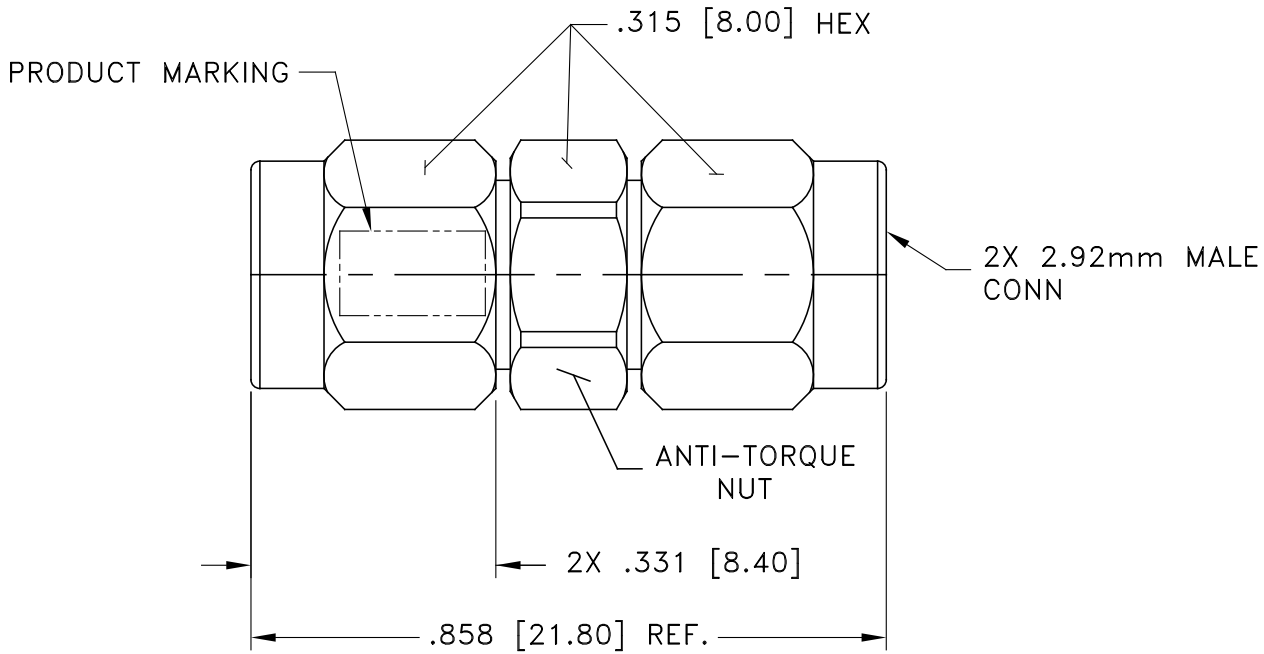
Mini-Circuits

50Ω DC to 40 GHz 2.92 mm-Male to 2.92 mm-Male

CONNECTOR SPECIFICATIONS

Description	Connector 1	Connector 2
Connector Type	2.92 mm Male	2.92 mm Male
Orientation	Straight	Straight

CASE STYLE DRAWING



Weight: 17.1 grams

Dimensions are in inches [mm]. Tolerances: 2 Pl. ±.030; 3 Pl. ±.015 Inch

PRODUCT MARKING*: KM-KM50-T+

*Marking may contain other features or characters for internal lot control.





COAXIAL

Adapter

KM-KM50-T+

50Ω DC to 40 GHz 2.92 mm-Male to 2.92 mm-Male

Mini-Circuits

ADDITIONAL INFORMATION IS AVAILABLE ON OUR DASHBOARD

[CLICK HERE](#)

Performance Data & Graphs	Data Graphs S-Parameter (S2P Files) Data Set (.zip file)
Case Style	DJ1862-1
RoHS Status	Compliant
Environmental Ratings	ENV147

Notes

- A. Performance and quality attributes and conditions not expressly stated in this specification document are intended to be excluded and do not form a part of this specification document.
- B. Electrical specifications and performance data contained in this specification document are based on Mini-Circuits' applicable established test performance criteria and measurement instructions.
- C. The parts covered by this specification document are subject to Mini-Circuits' standard limited warranty and terms and conditions (collectively, "Standard Terms"; Purchasers of this part are entitled to the rights and benefits contained therein. For a full statement of the standard terms and the exclusive rights and remedies thereunder, please visit Mini-Circuits' website at <https://www.minicircuits.com/terms/viewterm.html>

