



COAXIAL

# Adapter

## 24MR-24M-T+

50Ω DC to 50 GHz Right-Angle 2.4 mm-Male to 2.4 mm-Male

### KEY FEATURES

- Wideband, DC to 50 GHz
- Low Insertion Loss, 0.2 dB typ.
- Excellent VSWR, 1.1:1 typ.
- Right-Angle Adapter
- Adapter provides flat surface for torquing



Generic photo used for illustration purposes only

### PRODUCT OVERVIEW

Mini-Circuits' 24MR-24M-T+ is a coaxial 2.4 mm male to 2.4 mm male right-angle adapter supporting a wide range of applications from DC to 50 GHz. This model provides excellent VSWR and low insertion loss versus frequency. The 24MR-24M-T+ features passivated stainless-steel construction as well as a flat surface in the body for torquing, and measures only 0.67" in length.

### ELECTRICAL SPECIFICATIONS AT +25°C

Parameter	Frequency (GHz)	Min.	Typ.	Max.	Units
Frequency Range		DC		50	GHz
Insertion Loss	DC-10	-	0.1	0.5	dB
	10-20	-	0.1	0.5	
	20-30	-	0.2	0.5	
	30-40	-	0.3	0.5	
	40-50	-	0.3	0.5	
VSWR	DC-10	-	1.1	1.4	:1
	10-20	-	1.1	1.4	
	20-30	-	1.1	1.4	
	30-40	-	1.2	1.4	
	40-50	-	1.1	1.4	

### ABSOLUTE MAXIMUM RATINGS<sup>1</sup>

Operating Case Temperature	-45° C to +125° C
Storage Temperature	-45° C to +125° C

1. Permanent damage may occur if any of these limits are exceeded.



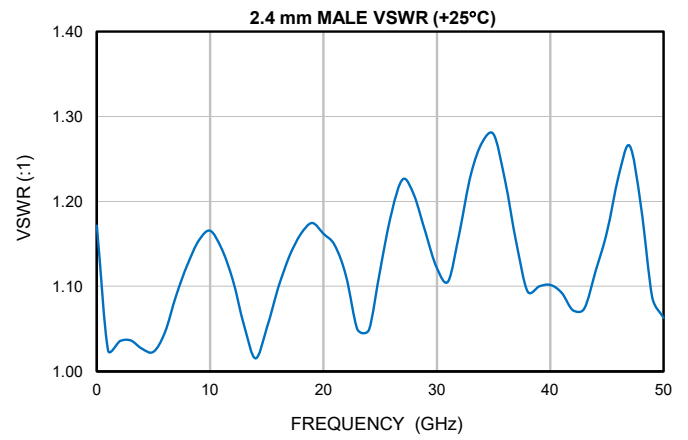
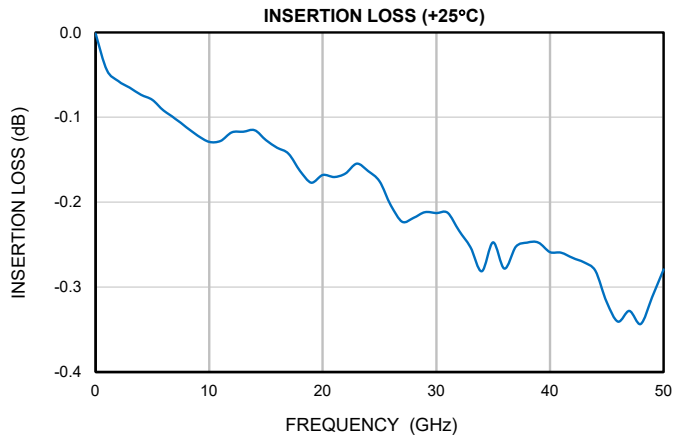
COAXIAL

# Adapter

## 24MR-24M-T+

50Ω DC to 50 GHz Right-Angle 2.4 mm-Male to 2.4 mm-Male

### TYPICAL PERFORMANCE GRAPHS





COAXIAL

# Adapter

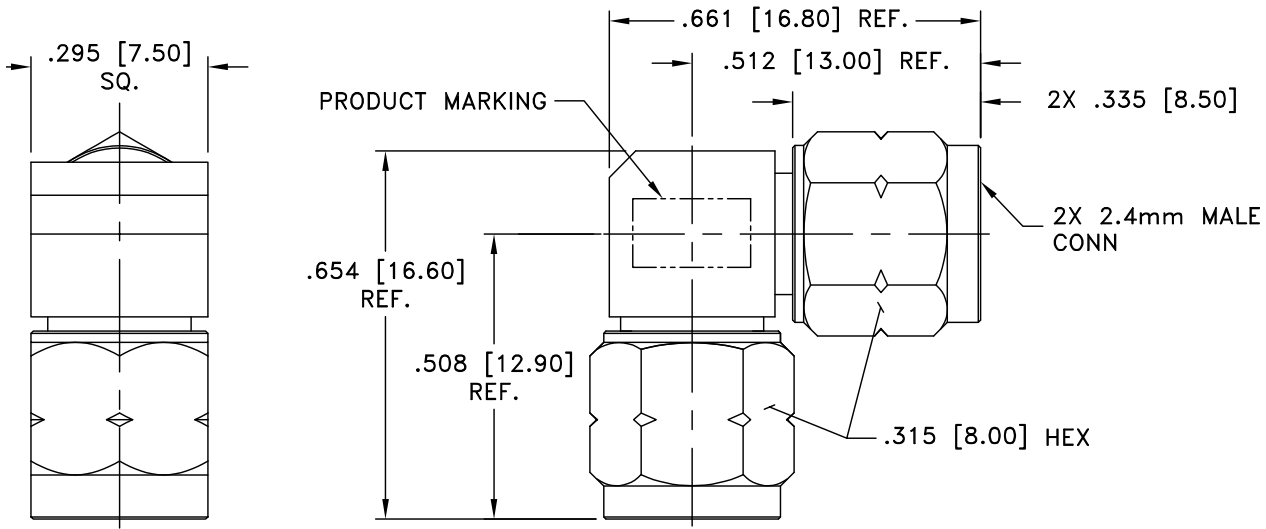
## 24MR-24M-T+

50Ω DC to 50 GHz Right-Angle 2.4 mm-Male to 2.4 mm-Male

### CONNECTOR SPECIFICATIONS

Description	Connector 1	Connector 2
Connector Type	2.4 mm Male	2.4 mm Male
Orientation	Right-Angle	Straight

### CASE STYLE DRAWING



Weight: 18.5 grams

Dimensions are in inches [mm]. Tolerances: 2 Pl.  $\pm .030$ ; 3 Pl.  $\pm .015$  Inch

### PRODUCT MARKING\*: 24MR-24M-T+

\*Marking may contain other features or characters for internal lot control.





COAXIAL

# Adapter

## 24MR-24M-T+

50Ω DC to 50 GHz Right-Angle 2.4 mm-Male to 2.4 mm-Male

Mini-Circuits

ADDITIONAL INFORMATION IS AVAILABLE ON OUR DASHBOARD

[CLICK HERE](#)

Performance Data & Graphs	Data Graphs S-Parameter (S2P Files) Data Set (.zip file)
Case Style	DJ2442-11
RoHS Status	Compliant
Environmental Ratings	ENV147

Notes

- A. Performance and quality attributes and conditions not expressly stated in this specification document are intended to be excluded and do not form a part of this specification document.
- B. Electrical specifications and performance data contained in this specification document are based on Mini-Circuits' applicable established test performance criteria and measurement instructions.
- C. The parts covered by this specification document are subject to Mini-Circuits' standard limited warranty and terms and conditions (collectively, "Standard Terms"; Purchasers of this part are entitled to the rights and benefits contained therein. For a full statement of the standard terms and the exclusive rights and remedies thereunder, please visit Mini-Circuits' website at <https://www.minicircuits.com/terms/viewterm.html>

