



KEY FEATURES

- Ultra-Wideband, DC to 40 GHz
- Low Insertion Loss, 0.18 dB Typ.
- Excellent VSWR, 1.08:1 Typ.
- Right-Angle Body



Generic photo used for illustration purposes only

PRODUCT OVERVIEW

Mini-Circuits' 24FR-KF+ is a coaxial 2.4 mm Right-Angle Female to 2.92 mm Female adapter supporting a wide range of applications from DC to 40 GHz. This model provides excellent VSWR and low insertion loss versus frequency. The 24FR-KF+ features passivated stainless-steel construction and measures only 0.755" in length.

ELECTRICAL SPECIFICATIONS¹ AT +25°C

Parameter	Frequency (GHz)	Min.	Typ.	Max.	Units
Frequency Range	-	DC		40	GHz
Insertion Loss	0.01-40	-	0.18	0.47	dB
VSWR	0.01-40	-	1.08	1.38	:1

1. Specifications are tested to minimum frequency of 0.01 GHz.

ABSOLUTE MAXIMUM RATINGS²

Operating Case Temperature	-45 °C to +125 °C
Storage Temperature	-45 °C to +125 °C

2. Permanent damage may occur if any of these limits are exceeded.



COAXIAL

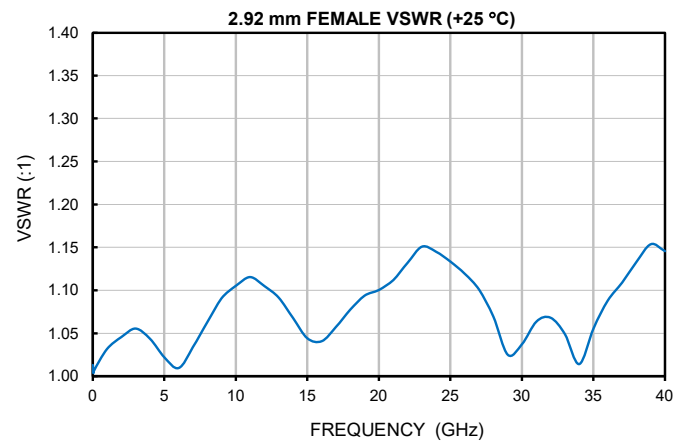
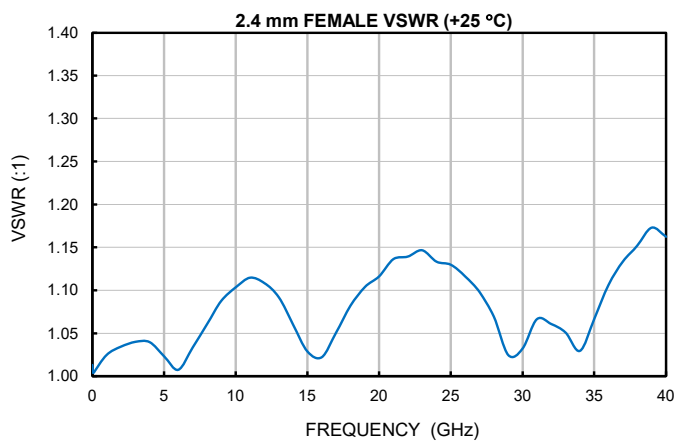
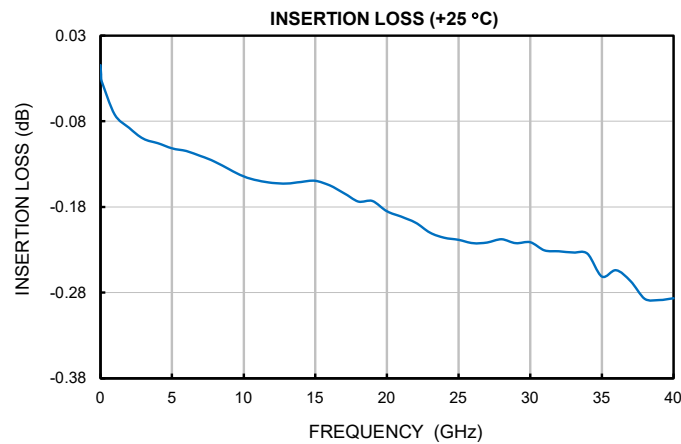
Adapter

24FR-KF+

Mini-Circuits

50 Ω DC to 40 GHz Right-Angle 2.4 mm-Female to 2.92 mm-Female

TYPICAL PERFORMANCE GRAPHS





COAXIAL

Adapter

24FR-KF+

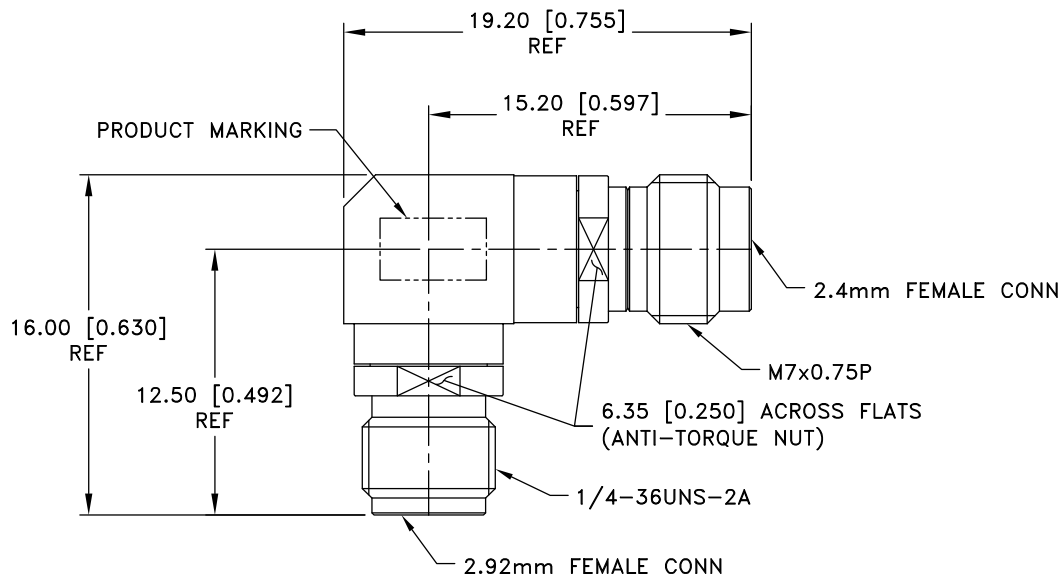
Mini-Circuits

50Ω DC to 40 GHz Right-Angle 2.4 mm-Female to 2.92 mm-Female

CONNECTOR SPECIFICATIONS

Description	Connector 1	Connector 2
Connector Type	2.4 mm-Female	2.92 mm-Female
Orientation	Right-Angle	Straight

CASE STYLE DRAWING



Weight: 6.7 grams

Dimensions are in mm [inches]. Tolerances: 2 PL± 0.40 mm

PRODUCT MARKING*: 24FR-KF+

* Marking may contain other features or characters for internal lot control.





ADDITIONAL DETAILED INFORMATION IS AVAILABLE ON OUR DASHBOARD

[CLICK HERE](#)

Performance Data & Graphs	Data
	Graphs
	S-Parameter (S2P Files) Data Set (.zip file)
Case Style	DJ3787
RoHS Status	Compliant
Environmental Ratings	ENV152

NOTES

- A. Performance and quality attributes and conditions not expressly stated in this specification document are intended to be excluded and do not form a part of this specification document.
- B. Electrical specifications and performance data contained in this specification document are based on Mini-Circuit's applicable established test performance criteria and measurement instructions.
- C. The parts covered by this specification document are subject to Mini-Circuits standard limited warranty and terms and conditions (collectively, "Standard Terms"); Purchasers of this part are entitled to the rights and benefits contained therein. For a full statement of the standard terms and the exclusive rights and remedies thereunder, please visit Mini-Circuits' website at www.minicircuits.com/terms/viewterm.html