



COAXIAL

Adapter

10M-135F+

50Ω DC to 90 GHz 1.0 mm-Male to 1.35 mm-Female

KEY FEATURES

- Wideband, DC to 90 GHz
- Low Insertion Loss, 0.29 dB Typ.
- Excellent VSWR, 1.07:1 Typ.
- Straight Body



Generic photo used for illustration purposes only

PRODUCT OVERVIEW

Mini-Circuits' 10M-135F+ is a coaxial 1.0 mm Male to 1.35 mm Female adapter supporting a wide range of applications from DC to 90 GHz. This model provides excellent VSWR and low insertion loss versus frequency. The 10M-135F+ features passivated stainless-steel construction and measures only 0.65" in length.

ELECTRICAL SPECIFICATIONS AT +25°C

Parameter	Frequency (GHz)	Min.	Typ.	Max.	Units
Frequency Range		DC		90	GHz
Insertion Loss	0.01-30	-	0.14	0.66	dB
	30-60	-	0.29	0.66	
	60-90	-	0.44	0.66	
VSWR	0.01-30	-	1.05	1.32	:1
	30-60	-	1.06	1.32	
	60-90	-	1.09	1.32	

ABSOLUTE MAXIMUM RATINGS¹

Operating Case Temperature	-55°C to +100°C
Storage Temperature	-55°C to +100°C

1. Permanent damage may occur if any of these limits are exceeded.





COAXIAL

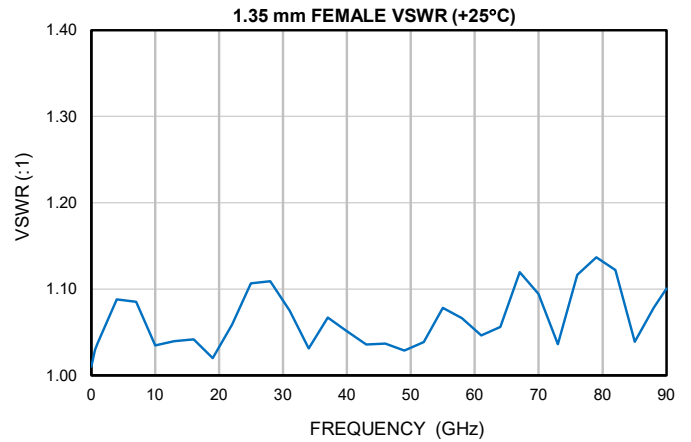
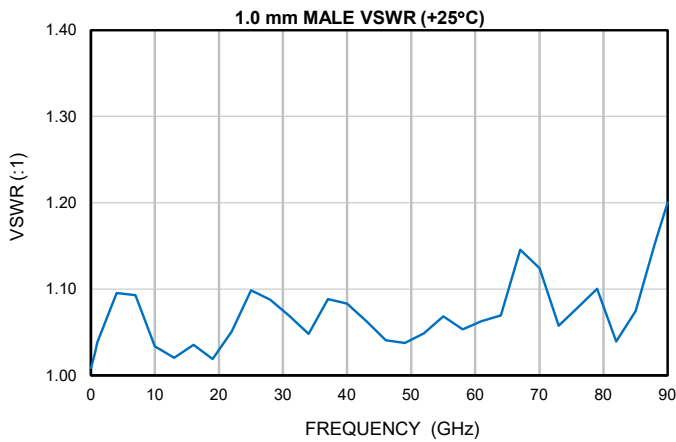
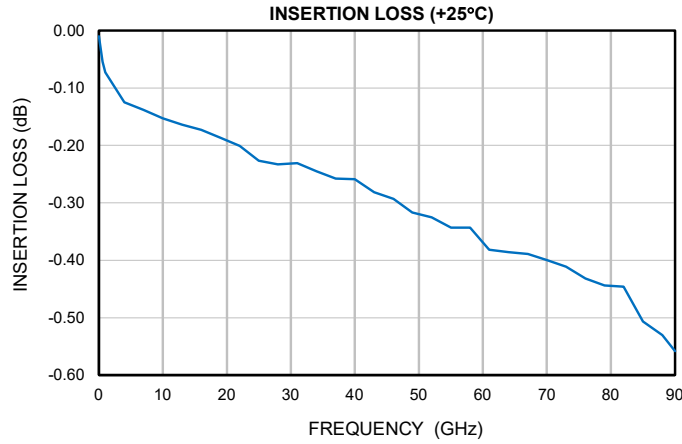
Adapter

10M-135F+

Mini-Circuits

50Ω DC to 90 GHz 1.0 mm-Male to 1.35 mm-Female

TYPICAL PERFORMANCE GRAPHS





COAXIAL

Adapter

10M-135F+

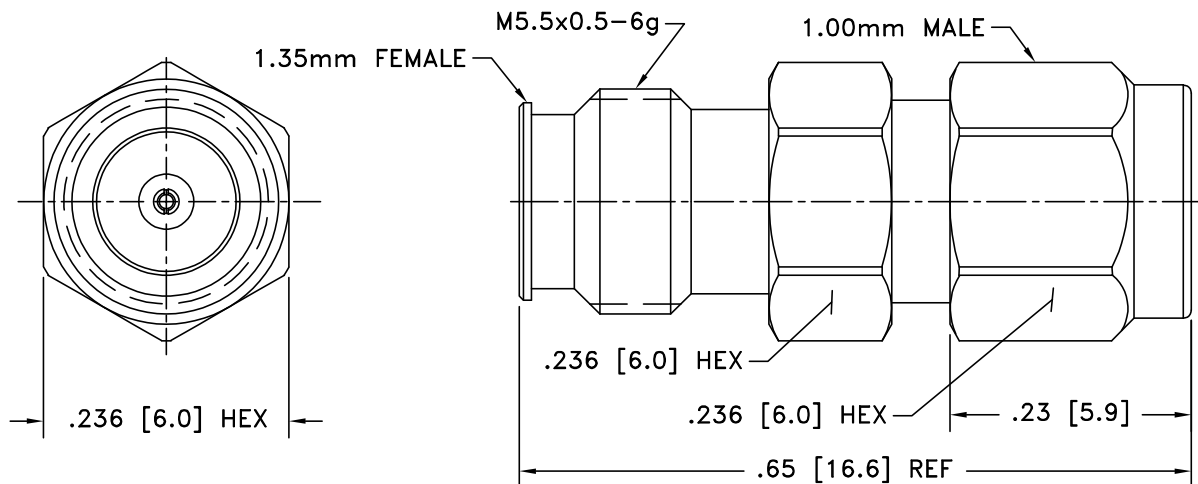
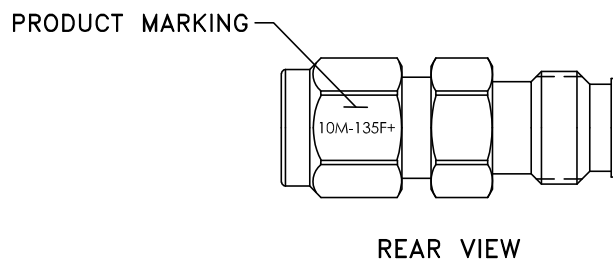
Mini-Circuits

50Ω DC to 90 GHz 1.0 mm-Male to 1.35 mm-Female

CONNECTOR SPECIFICATIONS

Description	Connector 1	Connector 2
Connector Type	1.0 mm Male	1.35 mm Female
Orientation	Straight	Straight

CASE STYLE DRAWING



Weight: 2.4 grams

Dimensions are in inches [mm]. Tolerances: 2 Pl. ±.03; 3 Pl. ± .015 inches

PRODUCT MARKING*: 10M-135F+

*Marking may contain other features or characters for internal lot control.





COAXIAL

Adapter

10M-135F+

Mini-Circuits

50Ω DC to 90 GHz 1.0 mm-Male to 1.35 mm-Female

ADDITIONAL INFORMATION IS AVAILABLE ON OUR DASHBOARD [CLICK HERE](#)

Performance Data & Graphs	Data Graphs S-Parameter (S2P Files) Data Set (.zip file)
Case Style	DJ3602-5
RoHS Status	Compliant
Environmental Ratings	ENV89

- NOTES**
- A. Performance and quality attributes and conditions not expressly stated in this specification document are intended to be excluded and do not form a part of this specification document.
 - B. Electrical specifications and performance data contained in this specification document are based on Mini-Circuit's applicable established test performance criteria and measurement instructions.
 - C. The parts covered by this specification document are subject to Mini-Circuits standard limited warranty and terms and conditions (collectively, "Standard Terms"); Purchasers of this part are entitled to the rights and benefits contained therein. For a full statement of the standard terms and the exclusive rights and remedies thereunder, please visit Mini-Circuits' website at www.minicircuits.com/terms/viewterm.html

