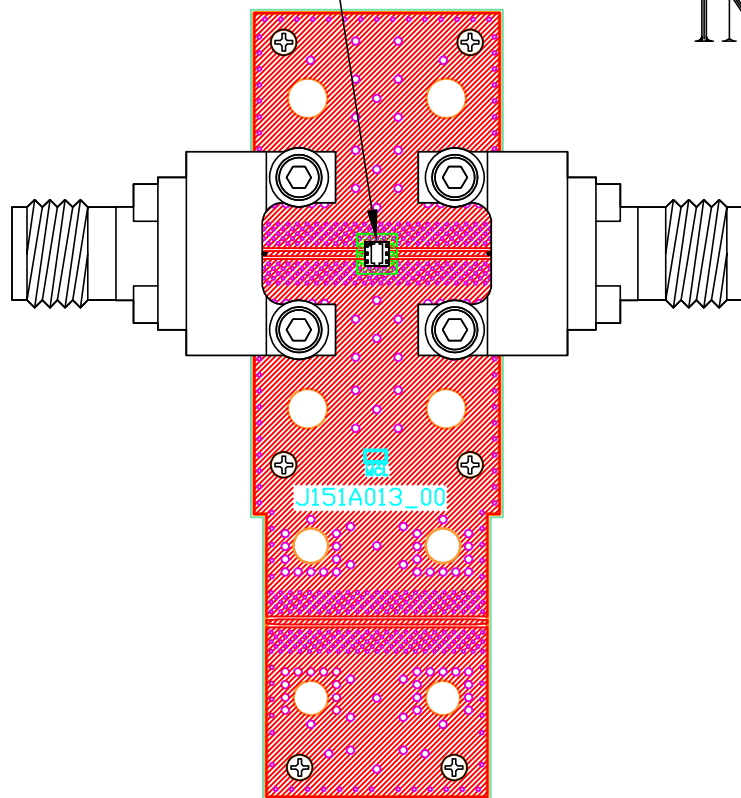
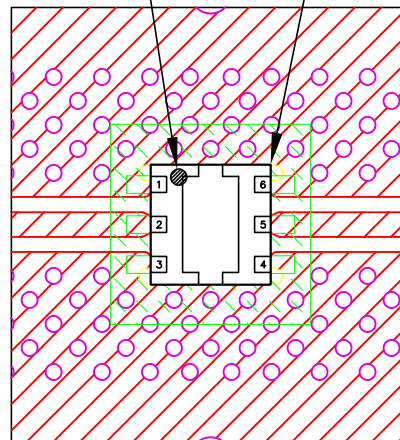


Evaluation Board and Circuit

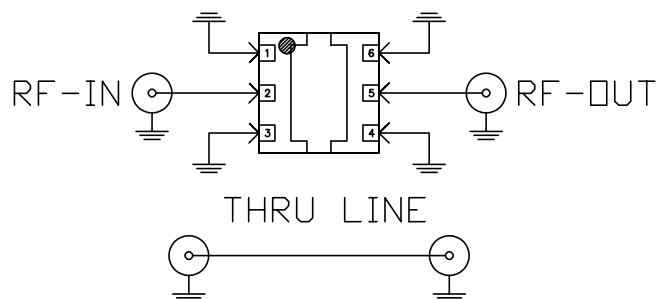
SEE DETAIL "A"



INDEX DUT



DETAIL "A"
(SCALE 5:1)




Schematic Diagram
(Scale 5:1)

Function	Pad
RF-IN	2
RF-OUT	5
GND	1,3,4,6

NOTES:

- 1.85mm Female Connectors.
- PCB Material: Roger R04350B or equivalent,
Dielectric constant=3.5, Thickness=0.0066 inch

 **Mini-Circuits®**