



RACK-MOUNTED

10 x 10dB Attenuator Panel

ZT-354

50Ω DC to 18 GHz 20W

THE BIG DEAL

- 10 x precision fixed attenuators
- Convenient panel-mounted design
- 20W power rating

APPLICATIONS

- High power measurements
- Production test set-ups
- RF input protection

PRODUCT OVERVIEW

Mini-Circuits panel-mounted structures provide clean, organized management of cable runs and connections in complex, high-volume test setups. Multiple connector adapters, power splitters, directional couplers and other essential RF components and test accessories can be integrated efficiently within the test system. Custom configurations are available upon request. ZT-354 is a 2U height panel incorporating 10 fixed attenuators, each with 10 dB attenuation and 20 W power rating. All ports (SMA female) are accessible on the front panel.



CASE STYLE: YE2750

RoHS Compliant
See our website for RoHS Compliance methodologies and qualifications

ELECTRICAL SPECIFICATIONS AT 25°C (PER ATTENUATOR)

Parameter	Frequency (GHz)	Min.	Typ.	Max.	Unit
Frequency Range	-	DC	-	18	GHz
Attenuation	DC - 18	-	10	-	dB
VSWR	DC - 6	-	1.3	-	:1
	6 - 12.4	-	1.3	-	
	12.4 - 18	-	1.4	-	
Input Power	DC - 18	-	-	20	W

MECHANICAL & ENVIRONMENTAL SPECIFICATIONS

Dimensions	19" (W) x 2U (H)				
Case Style	YE2750				
Case Material	Aluminum (with protective coating to prevent corrosion)				
RF Connectors	Panel	Connector	Quantity	Port Labels	
	Front	SMA female	20	A1-10; B1-10	
Panel Marking	Front Panel	Rear Panel			
	<ul style="list-style-type: none"> • ZT-354 • 20W 10 dB Attenuator Rack • DC-18 GHz 	<ul style="list-style-type: none"> • CE / EAC / UKCA • Serial number / date code / model name 			
Panel Items	<ul style="list-style-type: none"> • Carry handles 				
Temperature	Operating: 0 to +50 °C				

REV. A
ECO-013880
ZT-354
MCL:NY
220623





RACK-MOUNTED

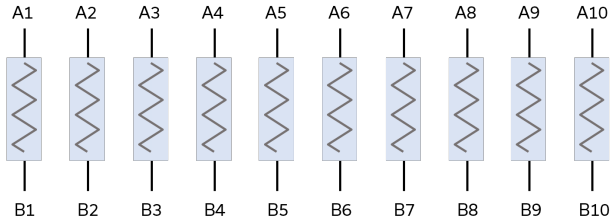
10 x 10dB Attenuator Panel

ZT-354

Mini-Circuits

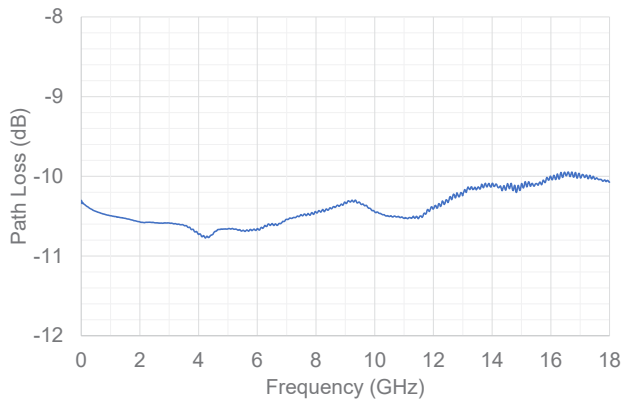
50Ω DC to 18 GHz 20W

FUNCTIONAL BLOCK DIAGRAM

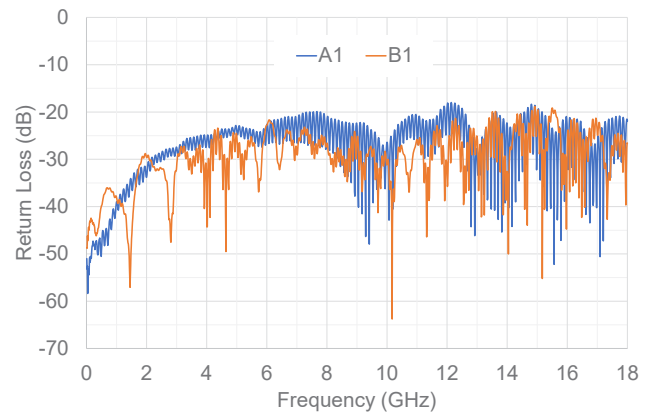


TYPICAL PERFORMANCE CURVES

Path Loss



Return Loss





RACK-MOUNTED

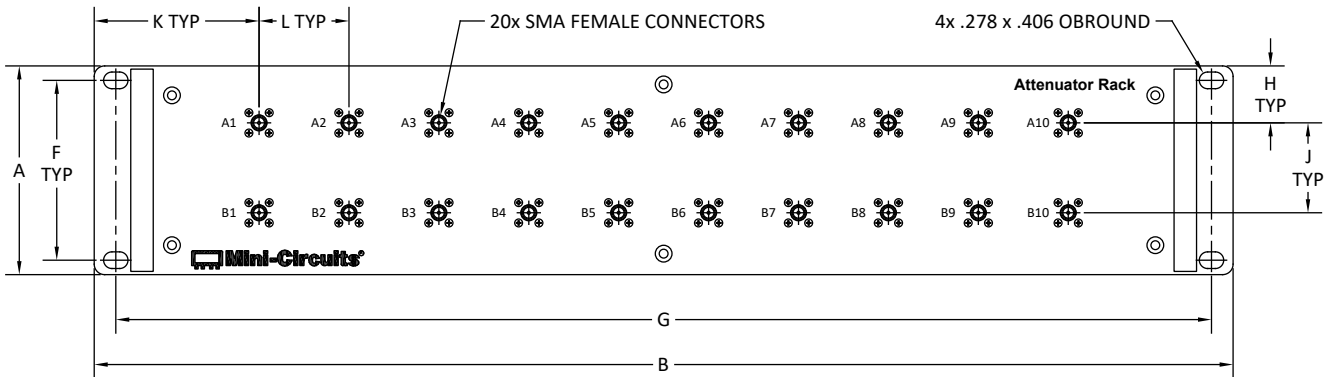
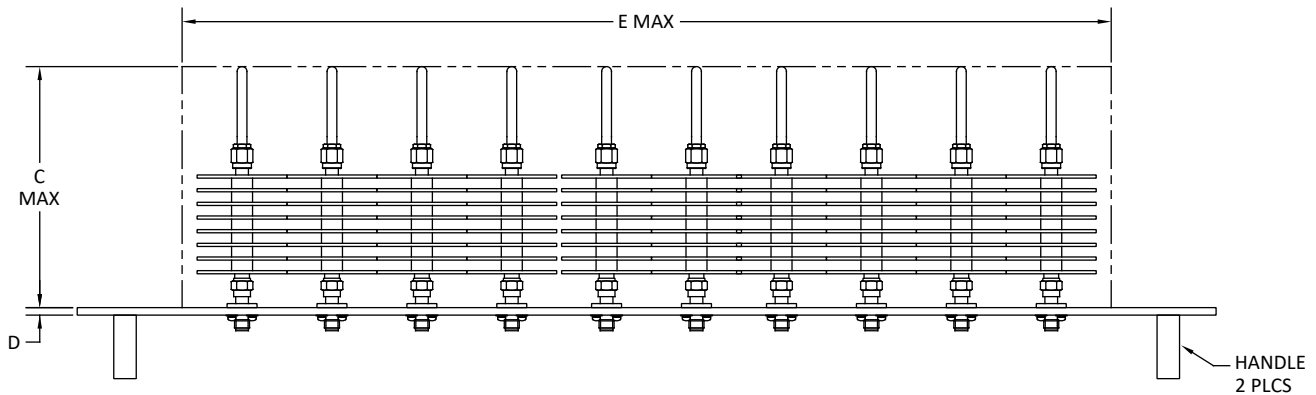
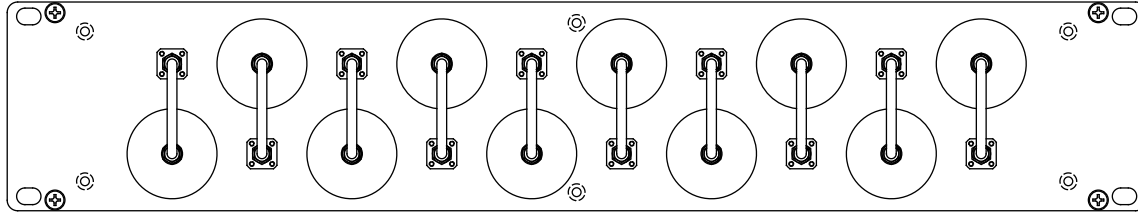
10 x 10dB Attenuator Panel

ZT-354

Mini-Circuits

50Ω DC to 18 GHz 20W

OUTLINE DRAWING



OUTLINE DIMENSIONS (Inch/mm)

A	B	C	D	E	F	G	H	J	K	L	wt
3.48	19.00	6.00	0.13	13.50	3.000	18.280	0.95	1.50	2.75	1.50	grams
88.4	482.6	152.4	3.30	342.90	76.2	464.3	24.13	38.1	69.9	38.1	1050





RACK-MOUNTED

10 x 10dB Attenuator Panel


ZT-354

50Ω DC to 18 GHz 20W

ORDERING INFORMATION

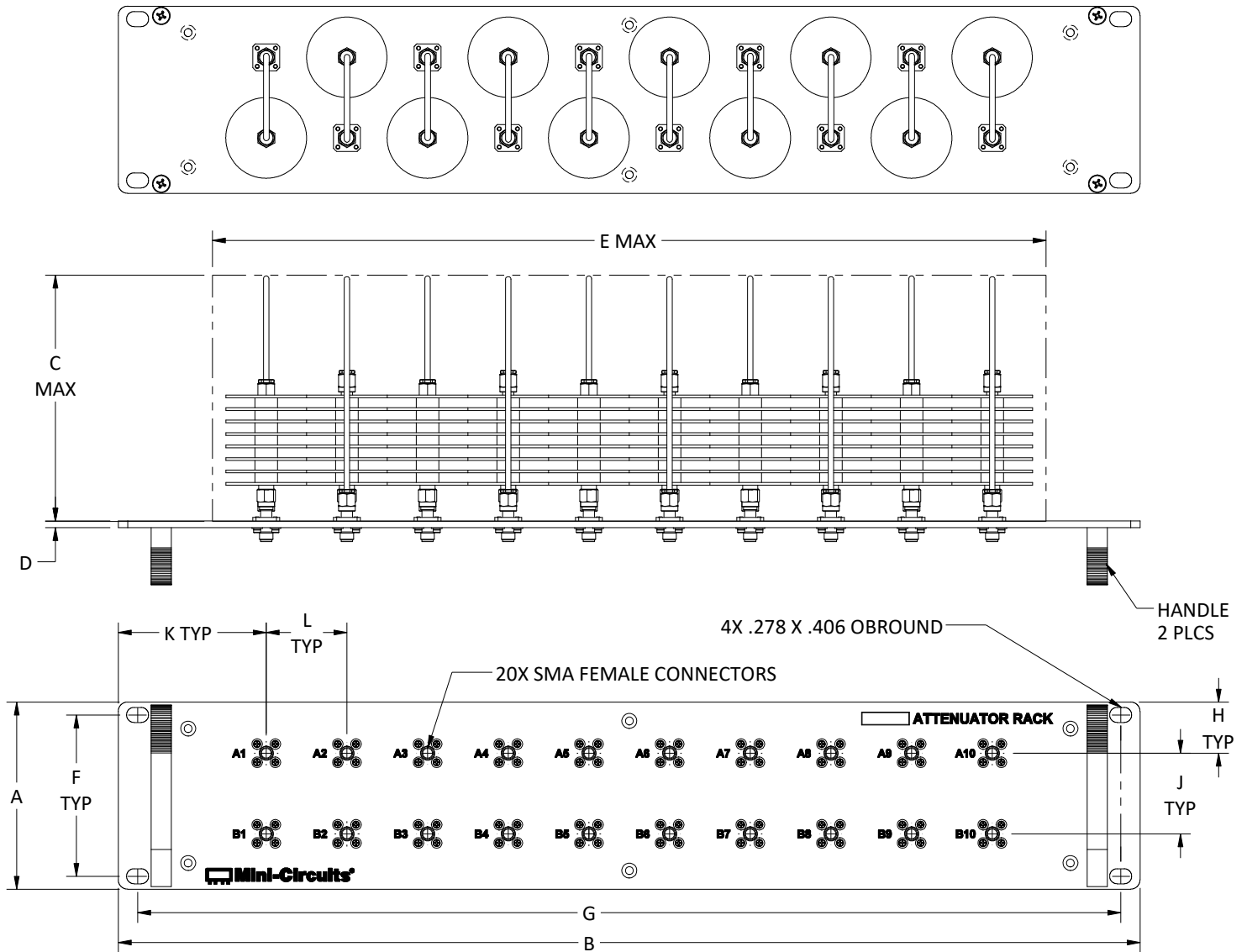
To learn more, click here: [ZT-354](#)

Model	Description
ZT-354	10 x 10 dB Attenuator Panel

Included Accessories	Part No.	Description
	HT-4-SMA	SMA Cable Wrench (4 in)

- NOTES**
- A. Performance and quality attributes and conditions not expressly stated in this specification document are intended to be excluded and do not form a part of this specification document.
 - B. Electrical specifications and performance data contained in this specification document are based on Mini-Circuit's applicable established test performance criteria and measurement instructions.
 - C. The parts covered by this specification document are subject to Mini-Circuits standard limited warranty and terms and conditions (collectively, "Standard Terms"); Purchasers of this part are entitled to the rights and benefits contained therein. For a full statement of the standard terms and the exclusive rights and remedies thereunder, please visit Mini-Circuits' website at www.minicircuits.com/terms/viewterm.html





CASE #	A	B	C	D	E	F	G	H	J	K	L	WT, GRAMS
YE2750	3.48 (88.4)	19.00 (482.6)	6.00 (152.4)	.13 (3.3)	15.50 (393.7)	3.000 (76.20)	18.280 (464.31)	.95 (24.1)	1.50 (38.1)	2.75 (69.9)	1.50 (38.1)	1050

Dimensions are in inches (mm) . Tolerances: 2 Pl. $\pm .1$; 3 Pl. $\pm .015$

Notes:

1. Case material: Aluminum alloy.
2. Finish: Clear chemical conversion coating



P.O. Box 350166, Brooklyn, New York 11235-0003 (718) 934-4500 Fax (718) 332-4661 For detailed performance specs & shopping online see Mini-Circuits web site



The Design Engineers Search Engine Provides ACTUAL Data Instantly From MINI-CIRCUITS At: www.minicircuits.com

RF/IF MICROWAVE COMPONENTS



Environmental Specifications **ENV56**

All Mini-Circuits products are manufactured under exacting quality assurance and control standards, and are capable of meeting published specifications after being subjected to any or all of the following physical and environmental test.

Specification	Test/Inspection Condition	Reference/Spec
Operating Temperature	-0° to 40° C Ambient Environment	Individual Model Data Sheet
Storage Temperature	-15° to 85° C Ambient Environment	Individual Model Data Sheet
Operating and Storage Humidity	5% to 85% RH (non-condensing)	Ambient
Bench Handling Test	Bench Top Tip 45° & Drop	MIL-PRF-28800F
Transit Drop Test	Free Fall Drop, 20 cm (7.9 inches)	MIL-PRF-28800F Class 3