

# RF Instrument Amplifier

TVA-63-183

50Ω

6 to 18 GHz

## The Big Deal

- Wide Bandwidth, 6 to 18 GHz  
Instrument Amplifier Gain 24dB
- Output Power, 18dBm
- Isolation, 62 dB
- Self Contained Power Supply with selectable  
110 or 220 volts AC supply
- Thermally Self Protected



Generic photo used for illustration purposes only

CASE STYLE: AP1601

This model will be replaced in the future with a RoHS version. The new model will be [TVA-63-183A+](#). It will have similar performance and will be in a new form factor.

## Product Overview

The TVA-63-183 is a wideband instrument amplifier covering the 6,000 to 18,000 MHz frequency range while providing convenience, portability and ease of use.

## Key Features

Feature	Advantages
Wideband Microwave	Covers microwave bands used for satellite broadcasting and radar.
Self Powered	An internal power supply means that only one unit need be transported and makes test set-ups quick and simple.
Warning System	Over temperature warning and automatic shut down are safety features to aid in providing a long operating life.
Carrying Handle	A single strap carrying handle provides a means for conveniently transporting the unit.

### Notes

- A. Performance and quality attributes and conditions not expressly stated in this specification document are intended to be excluded and do not form a part of this specification document.  
B. Electrical specifications and performance data contained in this specification document are based on Mini-Circuit's applicable established test performance criteria and measurement instructions.  
C. The parts covered by this specification document are subject to Mini-Circuits standard limited warranty and terms and conditions (collectively, "Standard Terms"); Purchasers of this part are entitled to the rights and benefits contained therein. For a full statement of the Standard Terms and the exclusive rights and remedies thereunder, please visit Mini-Circuits' website at [www.minicircuits.com/MCLStore/terms.jsp](http://www.minicircuits.com/MCLStore/terms.jsp)



# RF Instrument Amplifier

TVA-63-183

50Ω

6 to 18 GHz

### Features

- Instrument model with built-in power supply 110/220 VAC
- Gain, 24 dB typ.
- Unconditionally stable
- Output Power, up to 18 dBm typ.
- Excellent Isolation, 62 dB typ.
- Thermally self-protected, LED indicator
- Good matching at input and output
- CE marked

### Applications

- Lab use
- Wideband test instrumentation



Generic photo used for illustration purposes only

CASE STYLE: AP1601

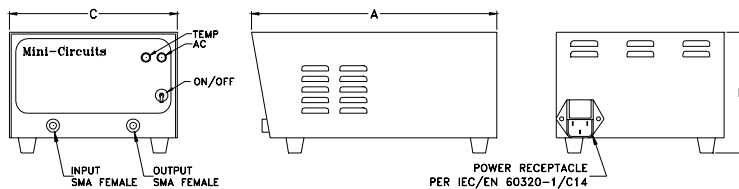
Connectors	Model
SMA	TVA-63-183

### Electrical Specifications at 25°C, unless otherwise noted

Parameter	Condition (GHz)	Min	Typ.	Max.	Units
Frequency Range		6	—	18	GHz
Gain	6 - 18	20	23.6	—	dB
Gain Flatness	6 - 18	—	±1.0	—	dB
Output Power at 1dB compression	6 - 18	16	18	—	dBm
Noise Figure	6 - 18	—	6.9	—	dB
Output third order intercept point	6 - 18	—	26	—	dBm
Input VSWR	6 - 18	—	1.5	—	:1
Output VSWR	6 - 18	—	1.25	—	:1
AC Supply Voltage	6 - 18	—	110/220	—	V

Note: Keep area adjacent to the louvers clear to allow free air flow.

### Outline Drawing



### Maximum Ratings

Parameter	Ratings
Operating Temperature	0°C to 55°C
Storage Temperature	-40°C to 70°C
Input RF Power (no damage)	+20 dBm

Permanent damage may occur if any of these limits are exceeded.

### Outline Dimensions (inch/mm)

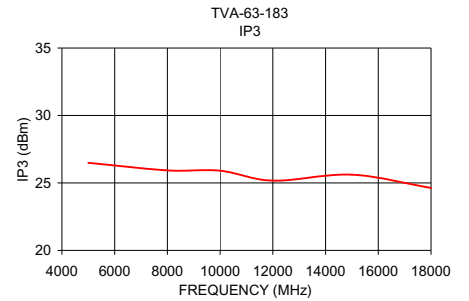
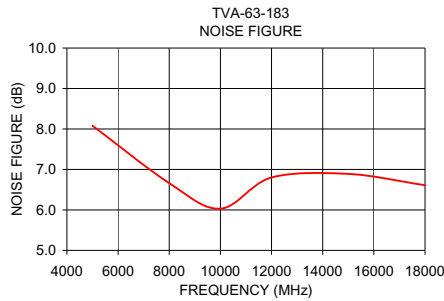
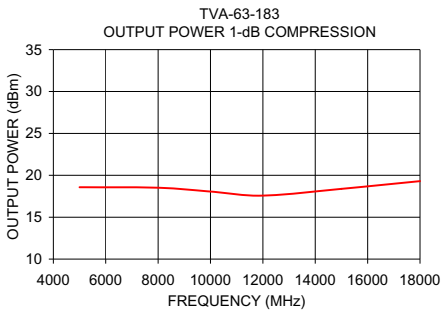
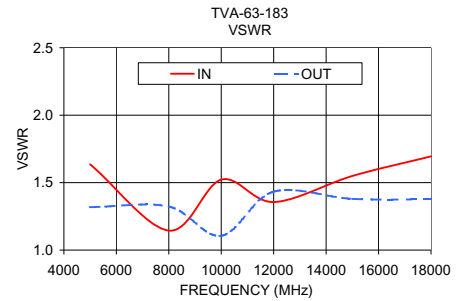
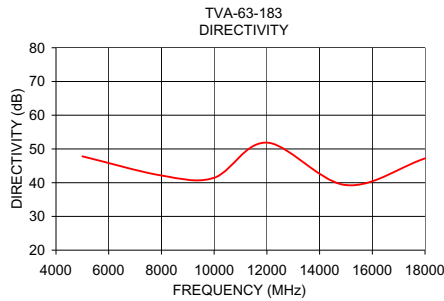
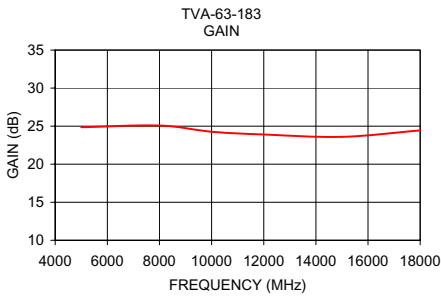
A	B	C	D	wt
9.8	4.8	6.7	--	grams
248.9	121.9	170.2	--	1200

### Notes

- Performance and quality attributes and conditions not expressly stated in this specification document are intended to be excluded and do not form a part of this specification document.
- Electrical specifications and performance data contained in this specification document are based on Mini-Circuit's applicable established test performance criteria and measurement instructions.
- The parts covered by this specification document are subject to Mini-Circuits standard limited warranty and terms and conditions (collectively, "Standard Terms"); Purchasers of this part are entitled to the rights and benefits contained therein. For a full statement of the Standard Terms and the exclusive rights and remedies thereunder, please visit Mini-Circuits' website at [www.minicircuits.com/MCLStore/terms.jsp](http://www.minicircuits.com/MCLStore/terms.jsp)



FREQUENCY (MHz)	GAIN (dB)	DIRECTIVITY (dB)	VSWR (:1)		NOISE FIGURE (dB)	POUT at 1 dB COMPR. (dBm)	IP3 (dBm)
			IN	OUT			
5000.00	24.86	47.82	1.64	1.32	8.08	18.58	26.49
8000.00	25.08	42.13	1.14	1.32	6.66	18.52	25.93
10000.00	24.26	41.45	1.52	1.11	6.03	18.06	25.91
12000.00	23.90	51.88	1.36	1.43	6.80	17.58	25.17
15000.00	23.60	39.30	1.55	1.38	6.89	18.38	25.61
18000.00	24.44	47.20	1.70	1.38	6.61	19.30	24.63



Notes

- A. Performance and quality attributes and conditions not expressly stated in this specification document are intended to be excluded and do not form a part of this specification document.
- B. Electrical specifications and performance data contained in this specification document are based on Mini-Circuits' applicable established test performance criteria and measurement instructions.
- C. The parts covered by this specification document are subject to Mini-Circuits standard limited warranty and terms and conditions (collectively, "Standard Terms"); Purchasers of this part are entitled to the rights and benefits contained therein. For a full statement of the Standard Terms and the exclusive rights and remedies thereunder, please visit Mini-Circuits' website at [www.minicircuits.com/MCLStore/terms.jsp](http://www.minicircuits.com/MCLStore/terms.jsp)



# RF Instrument Amplifier

# TVA-63-183

## Typical Performance Data

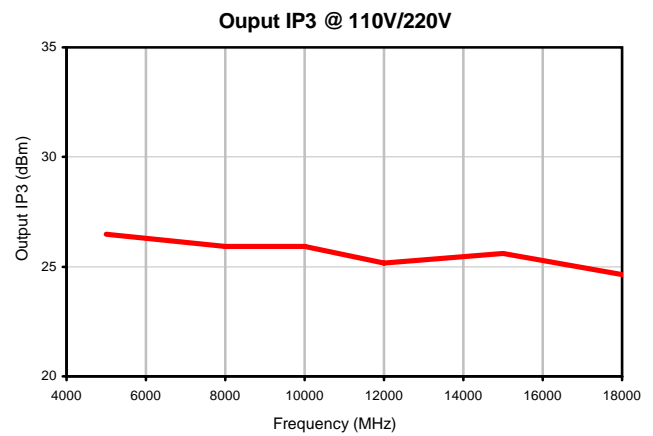
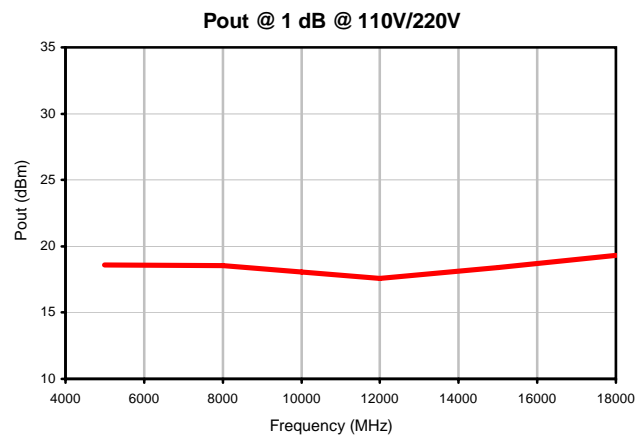
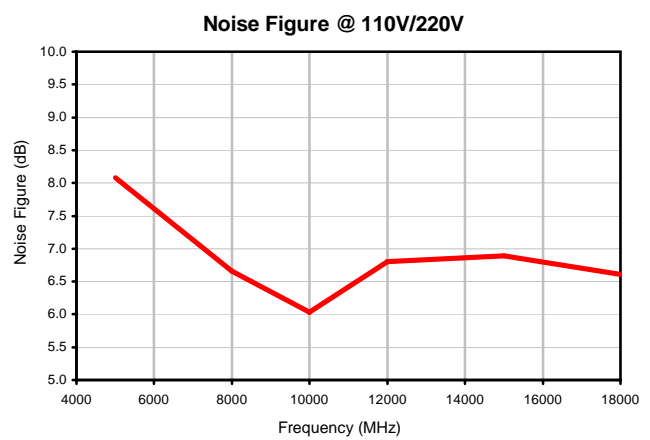
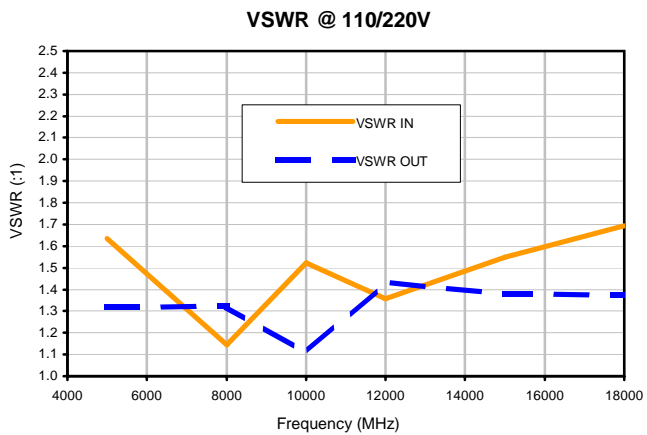
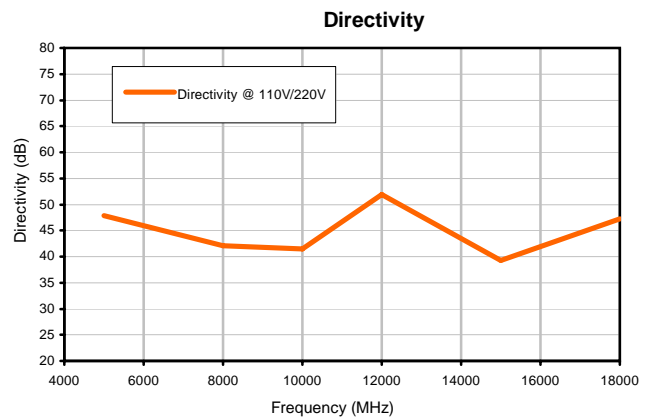
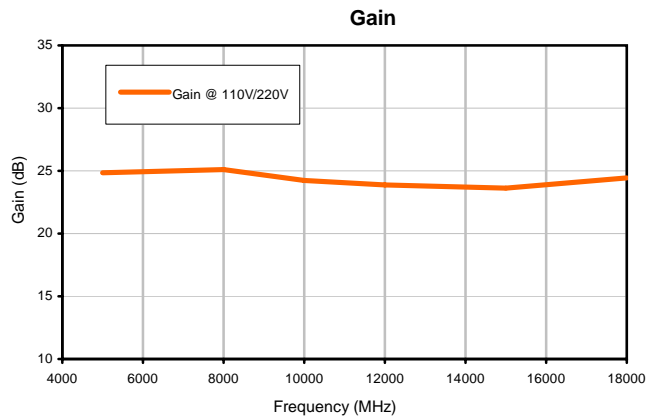
FREQ. (MHz)	GAIN (dB)	DIRECTIVITY (dB)	VSWR (:1)		NOISE FIGURE (dB)	POUT @ 1 dB COMPRESSION (dBm)	OUTPUT IP3 (dBm)
			IN	OUT			
	110V/220V	110V/220V	110V/220V	110V/220V	110V/220V	110V/220V	110V/220V
5000.0	24.86	47.82	1.64	1.32	8.08	18.58	26.49
8000.0	25.08	42.13	1.14	1.32	6.66	18.52	25.93
10000.0	24.26	41.45	1.52	1.11	6.03	18.06	25.91
12000.0	23.90	51.88	1.36	1.43	6.80	17.58	25.17
15000.0	23.60	39.30	1.55	1.38	6.89	18.38	25.61
18000.0	24.44	47.20	1.70	1.38	6.61	19.30	24.63



# RF Instrument Amplifier

## Typical Performance Curves

TVA-63-183



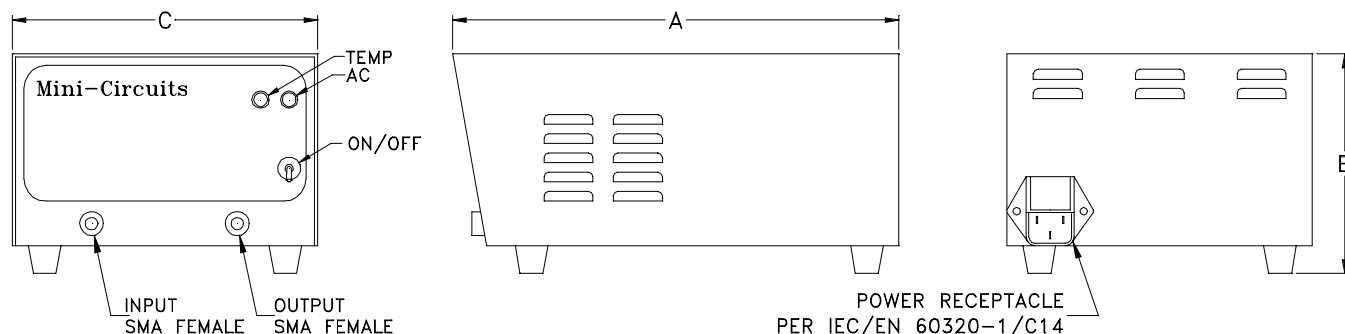
P.O. Box 350166, Brooklyn, New York 11235-0003 • Fax (718) 934-4500 • Fax (718) 332-4661 For detailed performance specs & shopping online see Mini-Circuits web site  
 The Design Engineers Search Engine Provides ACTUAL Data Instantly From MINI-CIRCUITS At: [www.minicircuits.com](http://www.minicircuits.com)



IF/RF MICROWAVE COMPONENTS

REV. OR  
 TVA-63-183  
 7/10/2012  
 Page 1 of 1

### Outline Dimensions



CASE #	A	B	C	D	WT. GRAM
AP1601	9.8 (248.9)	4.8 (121.9)	6.7 (170.2)	- -	1200

Dimensions are in inches (mm). Tolerances: 2Pl.  $\pm .03$ ; 3Pl.  $\pm .015$

#### Notes:

1. Case material: Aluminum alloy.
2. Finish: Case: Gray paint over clear chemical conversion coating, non-chrome or trivalent chrome based.  
Cover: Blue paint over clear chemical conversion coating, non-chrome or trivalent chrome based.
3. Keep area adjacent to louvers clear to allow free air flow. Caution: Do not insert anything, especially conductors or fingers into case opening. Physical injury, shock or death may occur.
4. User selectable 110 or 220 AC volts operation.



INTERNET <http://www.minicircuits.com>

P.O. Box 350166, Brooklyn, New York 11235-0003 (718) 934-4500 Fax (718) 332-4661

Distribution Centers NORTH AMERICA 800-654-7949 • 417-335-5935 • Fax 417-335-5945 • EUROPE 44-1252-832600 • Fax 44-1252-837010

Mini-Circuits ISO 9001 & ISO 14001 Certified



All Mini-Circuits products are manufactured under exacting quality assurance and control standards, and are capable of meeting published specifications after being subjected to any or all of the following physical and environmental test.

Specification	Test/Inspection Condition	Reference/Spec
Operating Temperature	-0° to 55° C Ambient Environment	Individual Model Data Sheet
Storage Temperature	-40° to 70° C Ambient Environment	Individual Model Data Sheet