

**KEY FEATURES**

- Wideband Operation, DC to 18 GHz
- Input Power Handling, 5 W
- Excellent VSWR, 1.09 dB Typ.
- Rugged Construction



Generic photo used for illustration purposes only

**APPLICATIONS**

- Cellular Communications
- Satellite Communications
- Test Set-up
- Defense & Radar

**+RoHS Compliant**

The +Suffix identifies RoHS Compliance.  
See our website for methodologies and qualifications

**PRODUCT OVERVIEW**

Mini-Circuits' TERM-5W-183N+ is a wideband 50 $\Omega$  high power termination capable of absorbing signals up to 5 W from DC to 18 GHz. It provides excellent return loss across its entire operating frequency range, effectively dissipating signal power with minimal reflections. This model has an N-type male connector, allowing connection to an N-type female connector. The unit features rugged construction for a long life and comes in a Passivated Stainless-Steel housing.

**ELECTRICAL SPECIFICATIONS AT +25°C**

Parameter	Condition (GHz)	Min.	Typ.	Max.	Units
Frequency Range	-	DC	-	18	GHz
VSWR	DC - 10	-	1.04	1.30	:1
	10 - 18	-	1.15	1.35	

**ABSOLUTE MAXIMUM RATINGS<sup>1</sup>**

Operating Case Temperature	-45° C to +125° C
Storage Temperature	-45° C to +125° C
Input Power <sup>2</sup>	5 W

1. Permanent damage may occur if any of these limits are exceeded.

2. At +25°C derate linearly to 0.5 W at 125°C.



COAXIAL

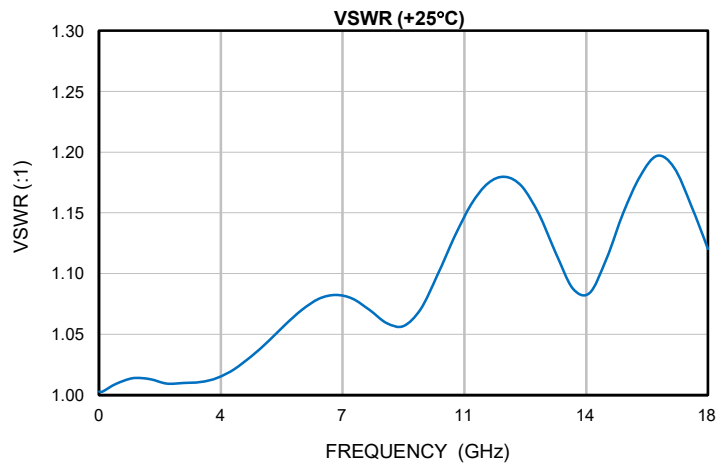
# Termination

**TERM-5W-183N+**

Mini-Circuits

50 $\Omega$  DC to 18 GHz N-Male

## TYPICAL PERFORMANCE GRAPHS

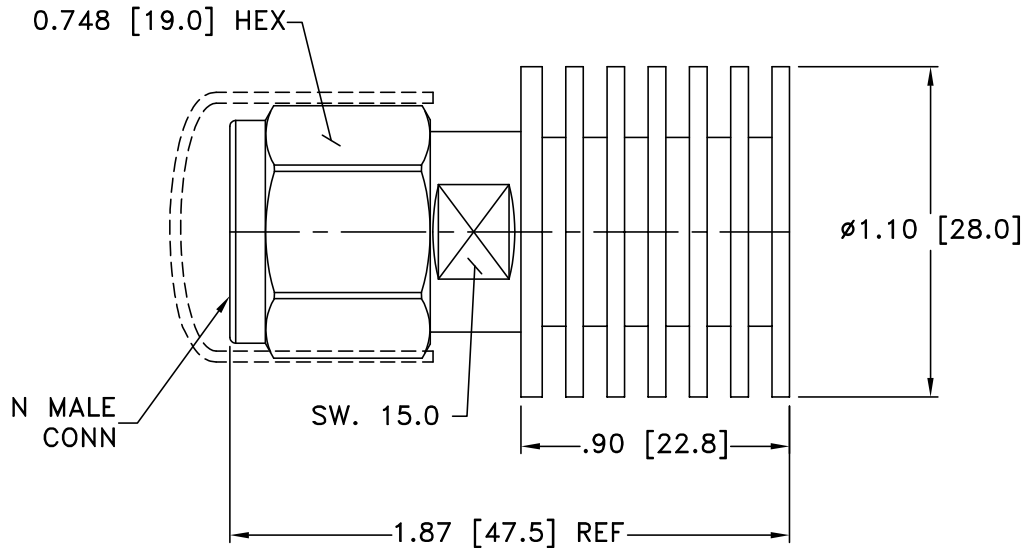




## CONNECTOR SPECIFICATIONS

Description	Connector
Connector Type	N-Male
Orientation	Straight

## OUTLINE DRAWING



Weight: 65.0 grams MAX

Dimensions are in inches [mm]. Tolerances: 2 Pl.  $\pm .03$ ; 3 Pl.  $\pm .015$  inches

## PRODUCT MARKING\*: TERM-5W-183N+

\*Marking may contain other features or characters for internal lot control.



Mini-Circuits

COAXIAL

# Termination

**TERM-5W-183N+**

50Ω DC to 18 GHz N-Male

ADDITIONAL INFORMATION IS AVAILABLE ON OUR DASHBOARD

[CLICK HERE](#)

Performance Data & Graphs	Data
	Graphs
	S-Parameter (S1P Files) Data Set (.zip file)
Case Style	LL3725
RoHS Status	Compliant
Environmental Ratings	ENV151

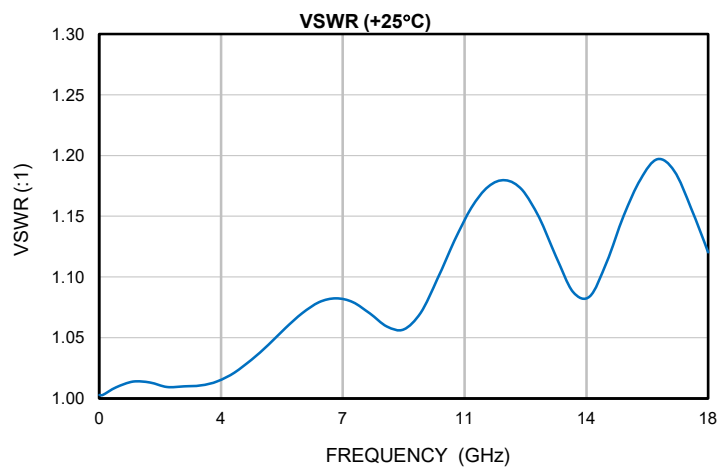
## NOTES

- A. Performance and quality attributes and conditions not expressly stated in this specification document are intended to be excluded and do not form a part of this specification document.
- B. Electrical specifications and performance data contained in this specification document are based on Mini-Circuit's applicable established test performance criteria and measurement instructions.
- C. The parts covered by this specification document are subject to Mini-Circuits standard limited warranty and terms and conditions (collectively, "Standard Terms"); Purchasers of this part are entitled to the rights and benefits contained therein. For a full statement of the standard terms and the exclusive rights and remedies thereunder, please visit Mini-Circuits' website at [www.minicircuits.com/terms/viewterm.html](http://www.minicircuits.com/terms/viewterm.html)



Fixed Attenuator <b>TERM-5W-183N+</b>	
<i>Typical Performance Data (+25 °C)</i>	
FREQ.	VSWR
(MHz)	(:1)
10	1.0
100	1.0
500	1.0
1000	1.0
1500	1.0
2000	1.0
2500	1.0
3000	1.0
3500	1.0
4000	1.0
4500	1.0
5000	1.0
5500	1.1
6000	1.1
6500	1.1
7000	1.1
7500	1.1
8000	1.1
8500	1.1
9000	1.1
9500	1.1
10000	1.1
10500	1.1
11000	1.2
11500	1.2
12000	1.2
12500	1.2
13000	1.1
13500	1.1
14000	1.1
14500	1.1
15000	1.1
15500	1.2
16000	1.2
16500	1.2
17000	1.2
17500	1.2
18000	1.1

Typical Performance Curves

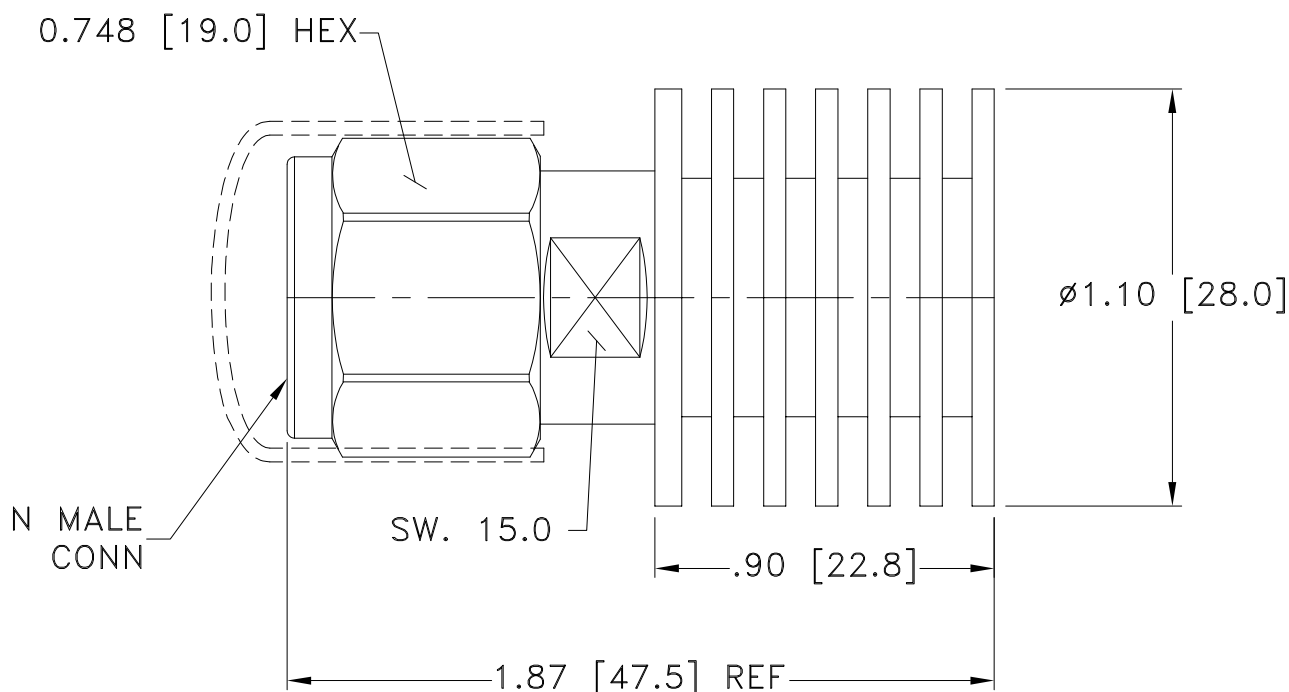


# Case Style

## Outline Dimensions

LL

LL3725



Weight: 65.0 grams MAX

Dimensions are in inches [mm]. Tolerances: 2 Pl.±.03; 3 Pl. ± .015 inches

### Notes:

1. Case material: Stainless steel.
2. Finish: Passivated.

**Mini-Circuits®**  
ISO 9001 ISO 14001 CERTIFIED

ALL NEW  
minicircuits.com

P.O. Box 350166, Brooklyn, New York 11235-0003 (718) 934-4500 Fax (718) 332-4661 For detailed performance specs & shopping online see Mini-Circuits web site



The Design Engineers Search Engine Provides ACTUAL Data Instantly From MINI-CIRCUITS At: [www.minicircuits.com](http://www.minicircuits.com)

RF/IF MICROWAVE COMPONENTS



All Mini-Circuits products are manufactured under exacting quality assurance and control standards, and are capable of meeting published specifications after being subjected to any or all of the following physical and environmental test.

Specification	Test/Inspection Condition	Reference/Spec
Operating Temperature	-45° C to 125° C Ambient Environment	Individual Model Data Sheet
Storage Temperature	-45° C to 125° C Ambient Environment	Individual Model Data Sheet
Thermal Shock	-45° to 125° C 5 Cycles	MIL-STD-202, Method 107, Condition B except -45° C instead of -65° C
Vibration (High Frequency)	0.06In peak, 10-55 Hz, 120 cycles for each axis	MIL-STD-20MIL2H, Method 201
Mechanical Shock	100g, 6ms sawtooth, 3 shocks each direction 3 axes (total 18)	MIL-STD-202H, Method 213, Condition I
Connector Durability	500 mating/unmating cycles	MIL-PRF-39012E, PARAGRAPH 4.6.12
Burn-In	5W for 16 hours	....