

# High Power Bi-Directional Coupler

## SYBD-22-82HP+

50Ω 22dB Coupling DC Pass 610 to 810 MHz



Generic photo used for illustration purposes only

CASE STYLE: JB1233

**+RoHS Compliant**

The +Suffix identifies RoHS Compliance. See our web site for RoHS Compliance methodologies and qualifications

### Maximum Ratings

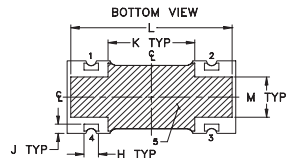
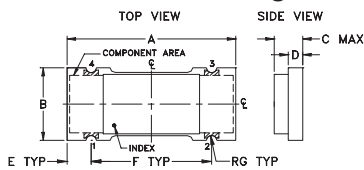
Operating Temperature	-55°C to 100°C
Storage Temperature	-55°C to 100°C
DC Current	2A

Permanent damage may occur if any of these limits are exceeded.

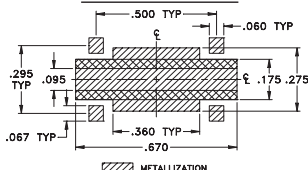
### Pin Connections

INPUT	1
OUTPUT	2
COUPLED (forward)	4
COUPLED (reverse)	3
GROUND	5

### Outline Drawing



### PCB Land Pattern

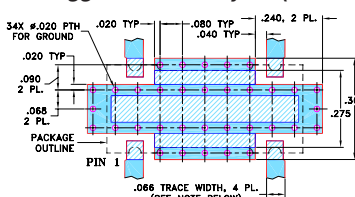


Suggested Layout,  
Tolerance to be within ±0.02

### Outline Dimensions (inch/mm)

A	B	C	D	E	F	G
.70	.32	.13	.060	.100	.500	.022
17.78	8.13	3.30	1.52	2.54	12.70	0.56
H	J	K	L	M	wt	
.060	.040	.360	.670	.175	grams	
1.52	1.02	9.14	17.02	4.45	0.68	

### Demo Board MCL P/N: TB-398 Suggested PCB Layout (PL-260)



- NOTES: 1. TRACE WIDTH IS SHOWN FOR ROGERS RO4350B WITH DIELECTRIC THICKNESS .030" ± .002"; COPPER: 1/2 OZ. EACH SIDE. FOR OTHER MATERIALS TRACE WIDTH MAY NEED TO BE MODIFIED.  
2. BOTTOM SIDE OF THE PCB IS CONTINUOUS GROUND PLANE.  
■ DENOTES PCB COPPER LAYOUT WITH SMOBC (SOLDER MASK OVER BARE COPPER)  
▨ DENOTES COPPER LAND PATTERN FREE OF SOLDER MASK

### Notes

- A. Performance and quality attributes and conditions not expressly stated in this specification document are intended to be excluded and do not form a part of this specification document.  
B. Electrical specifications and performance data contained in this specification document are based on Mini-Circuit's applicable established test performance criteria and measurement instructions.  
C. The parts covered by this specification document are subject to Mini-Circuit's standard limited warranty and terms and conditions (collectively, "Standard Terms"); Purchasers of this part are entitled to the rights and benefits contained therein. For a full statement of the Standard Terms and the exclusive rights and remedies thereunder, please visit Mini-Circuit's website at [www.minicircuits.com/WCLStore/terms.jsp](http://www.minicircuits.com/WCLStore/terms.jsp)

### Features

- high power handling, 150 watts at room temp.
- low mainline loss, 0.10 dB typ.
- excellent VSWR, 1.10:1 typ.
- excellent directivity 24 dB typ.

### Applications

- VHF/UHF
- SMR

### Bi-Directional Coupler Electrical Specifications

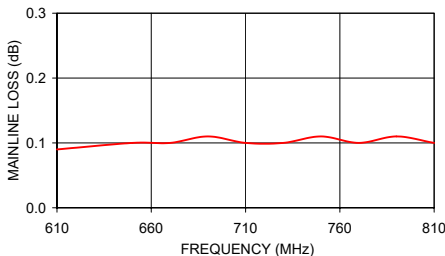
FREQ. (MHz)	COUPLING (dB)		MAINLINE LOSS <sup>1</sup> (dB)		DIRECTIVITY (dB)		VSWR (:1)	POWER INPUT (W)
	Nom.	Flatness	Typ.	Max.	Typ.	Min.		
f <sub>i</sub> -f <sub>u</sub>								
610-810	22.8±0.8	±1.5	0.10	0.30	24	19	1.05	100

1. Mainline loss includes theoretical power loss at coupled port.

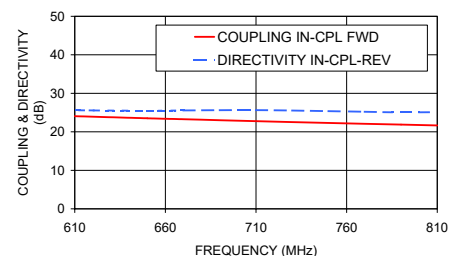
### Typical Performance Data

Frequency (MHz)	Mainline Loss (dB)		Coupling (dB)		Directivity (dB)		Return Loss (dB)		
	In-Out	In-Cpl Fwd	Out-Cpl Rev	Out-Cpl Fwd	In-Cpl Rev	In	Out	Cpl Fwd	Cpl Rev
610.00	0.09	24.06	23.99	24.24	25.60	32.84	30.08	31.94	32.40
650.00	0.10	23.52	23.47	23.95	25.48	31.79	29.27	31.24	31.44
670.00	0.10	23.27	23.21	23.90	25.56	31.19	28.78	30.88	31.23
690.00	0.11	23.02	22.97	23.87	25.61	30.69	28.37	30.48	30.98
710.00	0.10	22.77	22.72	23.97	25.63	30.47	28.22	30.27	30.81
730.00	0.10	22.53	22.49	24.04	25.54	30.25	28.04	30.07	30.55
750.00	0.11	22.31	22.26	23.98	25.38	29.98	27.78	29.87	30.33
770.00	0.10	22.08	22.04	23.90	25.22	29.61	27.42	29.60	30.13
790.00	0.11	21.88	21.83	23.84	25.05	29.06	27.02	29.25	29.84
810.00	0.10	21.66	21.61	23.88	25.12	28.84	26.86	29.09	29.75

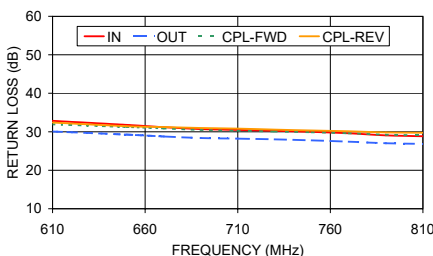
SYBD-22-82HP+  
MAINLINE LOSS



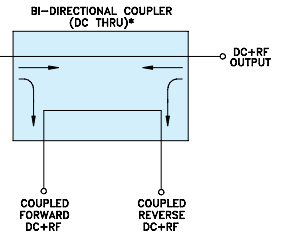
SYBD-22-82HP+  
COUPLING & DIRECTIVITY



SYBD-22-82HP+  
RETURN LOSS



### Electrical Schematic



\* ELECTRICAL SCHEMATIC IS FOR BI-DIRECTIONAL COUPLER WITHOUT INTERNAL TRANSFORMERS AND RESISTORS.



[www.minicircuits.com](http://www.minicircuits.com) P.O. Box 350166, Brooklyn, NY 11235-0003 (718) 934-4500 sales@minicircuits.com

REV. B  
M151107  
ED-12762/6  
SYBD-22-82HP+  
WZ/QL/AM  
200811

# Bi-Directional Coupler

# SYBD-22-82HP+

## Typical Performance Data

TEST CONDITIONS: INPUT POWER =0 dBm @Temperature = +25°C

FREQ. (MHz)	INSERTION LOSS		COUPLING		DIRECTIVITY		RETURN LOSS			
	(dB)		(dB)		(dB)		(dB)			
	IN-OUT	FWD-REV	IN-FWD	OUT-REV	IN-REV	OUT-FWD	IN	OUT	FWD	REV
300	0.01	0.01	30.14	30.15	27.99	28.05	42.22	41.53	45.01	45.65
400	0.00	0.01	27.68	27.69	28.23	27.92	45.12	43.70	46.10	45.76
500	0.02	0.03	25.79	25.78	28.03	27.89	50.16	48.04	45.80	43.66
550	0.03	0.04	24.97	24.98	28.25	27.86	56.51	49.40	44.48	42.34
560	0.03	0.04	24.82	24.83	28.20	27.89	55.21	49.73	44.08	42.16
570	0.04	0.04	24.67	24.67	28.19	27.93	54.20	49.50	43.88	41.66
580	0.04	0.05	24.52	24.53	28.41	28.07	53.08	50.44	43.51	41.56
590	0.04	0.05	24.37	24.38	28.55	28.02	52.34	49.75	43.31	41.40
600	0.04	0.05	24.24	24.24	28.43	27.93	50.24	48.97	42.66	40.82
620	0.03	0.04	23.94	23.95	28.42	27.95	48.58	47.93	42.25	40.48
630	0.03	0.04	23.81	23.81	28.44	27.90	47.92	47.11	42.09	40.32
640	0.03	0.04	23.67	23.68	28.59	27.90	47.21	47.03	41.81	40.08
650	0.04	0.04	23.55	23.55	28.49	27.99	47.19	46.36	41.40	39.79
700	0.04	0.05	22.92	22.92	28.59	28.05	42.94	43.85	40.14	38.84
750	0.06	0.06	22.34	22.35	28.87	28.28	40.70	41.37	39.06	37.80
760	0.06	0.06	22.24	22.24	29.09	28.27	40.32	41.03	38.96	37.80
770	0.06	0.06	22.13	22.13	29.08	28.35	39.87	40.69	38.91	37.64
780	0.06	0.07	22.02	22.02	29.05	28.47	39.61	40.19	38.67	37.37
790	0.07	0.07	21.91	21.92	29.11	28.30	39.06	40.02	38.46	37.14
800	0.06	0.07	21.80	21.81	29.09	28.36	38.82	39.59	38.43	37.01
820	0.07	0.07	21.60	21.61	29.27	28.20	38.09	38.82	37.89	36.87
830	0.08	0.08	21.50	21.50	29.40	28.20	37.84	38.77	37.53	36.85
840	0.08	0.08	21.40	21.42	29.46	28.16	37.60	38.55	37.33	36.72
850	0.08	0.08	21.30	21.31	29.51	28.33	37.52	38.31	37.14	36.49
900	0.09	0.09	20.83	20.84	29.80	28.50	36.38	36.97	36.48	36.15
950	0.10	0.10	20.40	20.41	30.64	29.09	35.46	35.87	35.87	35.51
1000	0.11	0.11	19.97	19.98	31.12	29.29	34.90	35.04	35.34	35.36
1100	0.13	0.13	19.20	19.21	31.71	29.24	34.07	33.91	34.65	35.33
1200	0.16	0.16	18.53	18.52	33.48	29.86	34.30	33.57	34.58	35.68
1300	0.18	0.18	17.89	17.90	35.80	30.49	35.06	34.29	35.09	36.37
1400	0.20	0.21	17.34	17.35	39.14	31.51	37.03	36.36	36.45	37.83
1500	0.22	0.23	16.81	16.83	49.29	33.18	39.25	39.93	38.74	39.12
1600	0.24	0.26	16.34	16.35	55.77	33.97	39.43	44.25	42.91	40.06
1700	0.26	0.27	15.89	15.91	43.92	36.00	35.74	40.84	49.56	38.61
1800	0.29	0.30	15.47	15.48	37.35	39.15	32.74	35.85	45.86	37.06
1900	0.32	0.34	15.12	15.14	36.87	38.88	30.36	32.41	39.59	35.66
2000	0.34	0.35	14.81	14.82	34.12	37.12	28.88	30.46	36.21	34.07
2100	0.38	0.38	14.51	14.52	34.07	41.34	28.28	28.95	34.68	33.43
2200	0.39	0.40	14.21	14.22	30.87	37.03	27.85	28.47	34.34	33.88
2300	0.43	0.44	13.99	14.00	31.67	48.41	28.55	28.71	33.87	34.90
2400	0.43	0.44	13.76	13.75	30.89	38.92	29.42	29.95	36.01	36.80
2500	0.46	0.46	13.47	13.50	28.83	37.46	31.51	31.84	39.15	40.66
2600	0.48	0.48	13.24	13.28	27.78	35.64	34.19	33.63	44.87	47.59
2700	0.52	0.51	12.99	13.07	26.64	32.04	38.13	32.90	40.64	41.28
2800	0.52	0.54	12.81	12.85	25.79	29.37	34.18	31.06	36.02	36.94
2900	0.54	0.56	12.65	12.70	25.28	27.92	29.89	28.18	32.26	32.61
3000	0.57	0.59	12.48	12.54	24.78	26.29	26.64	25.68	29.94	30.37
3500	0.70	0.68	11.81	11.79	22.35	21.08	20.88	20.95	26.72	27.11
4000	0.78	0.78	11.30	11.29	21.10	18.15	23.39	24.56	45.27	32.26
4500	0.86	0.90	11.10	11.11	21.19	17.10	29.82	32.72	24.74	24.49
5000	0.97	0.98	11.19	11.20	21.54	16.85	34.02	31.73	24.70	24.14
5500	1.00	1.03	11.53	11.51	18.45	14.92	33.95	35.53	28.04	25.67
6000	1.10	1.14	11.98	12.03	14.48	11.97	33.67	41.43	23.83	21.81

REV. X1

SYBD-22-82HP+

090205

Page 1 of 3



IF/RF MICROWAVE COMPONENTS • ISO 9001 ISO 14001 AS 9100 CERTIFIED • RoHS compliant

P.O. Box 350166, Brooklyn, New York 11235-0003 (718) 934-4500 Fax (718) 332-4661



The Design Engineers Search Engine finds the model you need, Instantly • For detailed performance specs & shopping online see



# Bi-Directional Coupler

# SYBD-22-82HP+

## Typical Performance Data

TEST CONDITIONS: INPUT POWER =0 dBm @Temperature = -55°C

FREQ. (MHz)	INSERTION LOSS		COUPLING		DIRECTIVITY		RETURN LOSS			
	(dB)		(dB)		(dB)		(dB)			
	IN-OUT	FWD-REV	IN-FWD	OUT-REV	IN-REV	OUT-FWD	IN	OUT	FWD	REV
300	0.04	0.07	30.15	30.16	29.56	30.34	38.45	38.26	42.82	43.85
400	0.03	0.07	27.68	27.69	29.00	29.08	39.94	40.17	44.46	45.31
500	0.01	0.06	25.77	25.78	28.69	28.78	42.30	42.51	50.42	47.99
550	0.01	0.05	24.95	24.96	28.72	28.57	44.82	44.55	52.43	47.25
560	0.01	0.05	24.80	24.81	28.92	28.58	45.57	44.82	51.91	47.58
570	0.00	0.05	24.65	24.66	28.88	28.64	46.56	45.57	52.29	47.44
580	0.00	0.05	24.50	24.51	28.92	28.64	47.71	46.33	52.90	48.21
590	0.00	0.05	24.36	24.37	28.95	28.67	48.69	47.15	52.54	48.57
600	0.00	0.05	24.21	24.22	28.77	28.47	50.63	48.02	51.20	47.13
620	0.01	0.06	23.92	23.93	28.76	28.38	53.47	50.13	49.81	45.80
630	0.01	0.06	23.78	23.79	28.73	28.37	55.43	51.79	49.02	45.25
640	0.01	0.06	23.64	23.65	28.87	28.26	58.47	53.15	48.12	44.58
650	0.01	0.06	23.51	23.52	28.86	28.27	59.93	54.01	47.31	44.11
700	0.01	0.06	22.89	22.89	29.04	28.29	51.99	54.86	46.91	44.09
750	0.01	0.05	22.31	22.31	28.79	28.30	45.85	47.65	43.26	40.95
760	0.01	0.05	22.19	22.21	28.98	28.17	45.04	46.93	42.32	40.32
770	0.01	0.05	22.09	22.09	28.82	28.22	44.04	46.06	41.63	39.72
780	0.02	0.05	21.99	21.99	29.03	28.35	43.58	45.18	40.85	39.15
790	0.01	0.05	21.88	21.89	28.88	28.53	42.76	44.79	40.26	38.54
800	0.01	0.04	21.76	21.78	28.99	28.39	42.27	43.90	40.01	38.29
820	0.02	0.05	21.56	21.57	29.05	28.35	41.06	42.48	39.13	37.97
830	0.03	0.04	21.46	21.47	29.34	28.27	40.63	42.41	38.66	37.97
840	0.02	0.04	21.36	21.37	29.30	28.39	40.23	41.89	38.34	37.67
850	0.03	0.04	21.27	21.27	29.24	28.48	39.96	41.44	37.99	37.32
900	0.04	0.03	20.79	20.80	29.66	28.60	38.11	39.04	36.55	36.29
950	0.04	0.02	20.34	20.35	30.12	28.76	36.50	37.14	36.09	35.78
1000	0.05	0.02	19.91	19.92	30.43	28.82	35.46	35.70	35.49	35.57
1100	0.07	0.00	19.13	19.14	30.34	28.12	33.71	33.60	33.79	34.59
1200	0.09	0.01	18.44	18.45	32.42	29.22	33.35	32.89	33.53	34.90
1300	0.11	0.02	17.85	17.86	34.00	30.24	34.92	34.25	32.08	33.44
1400	0.13	0.04	17.22	17.23	36.82	31.07	35.73	35.20	33.36	34.41
1500	0.14	0.05	16.74	16.76	43.95	32.56	36.75	37.23	36.91	37.52
1600	0.18	0.09	16.29	16.30	37.49	28.93	40.85	43.52	42.33	41.52
1700	0.18	0.08	15.79	15.81	46.38	35.56	38.61	48.46	44.52	37.13
1800	0.21	0.10	15.37	15.38	36.77	36.61	33.57	37.15	45.62	39.07
1900	0.24	0.17	15.03	15.04	39.09	35.55	30.25	32.10	35.47	35.00
2000	0.25	0.13	14.67	14.69	32.21	34.25	28.46	30.34	35.62	33.80
2100	0.29	0.16	14.35	14.34	32.50	43.82	27.91	28.99	33.40	34.47
2200	0.29	0.17	14.09	14.11	29.12	34.52	26.97	28.14	30.94	31.01
2300	0.31	0.17	13.87	13.87	29.67	33.87	26.99	28.00	31.19	31.49
2400	0.34	0.19	13.52	13.54	27.31	33.69	28.57	29.60	33.24	33.34
2500	0.35	0.21	13.32	13.34	27.59	34.18	29.64	30.80	39.53	36.57
2600	0.39	0.23	13.07	13.09	25.81	32.41	34.26	34.11	38.04	37.04
2700	0.41	0.25	12.86	12.87	25.21	29.30	37.43	34.33	33.38	33.43
2800	0.41	0.28	12.76	12.85	27.69	31.01	35.60	32.68	39.14	36.36
2900	0.43	0.27	12.49	12.57	25.28	28.62	30.73	29.19	33.12	33.81
3000	0.46	0.29	12.27	12.31	25.20	25.76	26.62	25.60	30.49	31.22
3500	0.56	0.36	11.60	11.58	22.13	20.86	20.80	20.77	26.38	27.21
4000	0.63	0.42	11.04	11.04	22.30	18.88	22.95	23.96	47.29	32.01
4500	0.71	0.51	10.80	10.80	21.66	17.04	28.93	33.23	24.79	24.29
5000	0.79	0.55	10.74	10.80	22.40	16.56	32.42	33.87	23.85	22.92
5500	0.77	0.56	11.06	11.10	19.72	15.70	30.17	31.99	24.52	23.21
6000	0.83	0.58	11.51	11.57	15.71	13.36	33.60	54.44	23.56	22.43

REV. X1

SYBD-22-82HP+

090205

Page 2 of 3



IF/RF MICROWAVE COMPONENTS • ISO 9001 ISO 14001 AS 9100 CERTIFIED RoHS compliant

P.O. Box 350166, Brooklyn, New York 11235-0003 (718) 934-4500 Fax (718) 332-4661



The Design Engineers Search Engine finds the model you need, Instantly • For detailed performance specs & shopping online see



# Bi-Directional Coupler

# SYBD-22-82HP+

## Typical Performance Data

TEST CONDITIONS: INPUT POWER =0 dBm @Temperature = +100°C

FREQ. (MHz)	INSERTION LOSS (dB)		COUPLING (dB)		DIRECTIVITY (dB)		RETURN LOSS (dB)			
	IN-OUT	FWD-REV	IN-FWD	OUT-REV	IN-REV	OUT-FWD	IN	OUT	FWD	REV
300	0.00	0.03	30.14	30.14	27.45	27.30	45.27	43.06	42.80	44.00
400	0.03	0.06	27.68	27.70	27.82	27.34	49.00	43.90	41.35	40.61
500	0.05	0.08	25.78	25.79	27.98	27.77	48.68	45.01	41.23	39.92
550	0.06	0.09	24.97	24.98	28.19	27.83	47.63	44.09	40.03	38.89
560	0.06	0.10	24.82	24.83	28.24	27.75	46.78	44.09	39.76	38.81
570	0.07	0.10	24.67	24.68	28.37	27.92	45.96	43.72	39.66	38.50
580	0.07	0.10	24.53	24.53	28.53	28.11	45.31	43.85	39.45	38.53
590	0.07	0.10	24.38	24.39	28.62	28.06	44.87	43.49	39.45	38.57
600	0.07	0.10	24.24	24.25	28.49	28.17	43.95	42.99	39.22	38.30
620	0.06	0.09	23.94	23.96	28.81	28.04	43.26	42.37	39.12	38.18
630	0.06	0.09	23.81	23.83	28.70	28.19	42.80	41.88	39.09	38.11
640	0.06	0.10	23.68	23.69	28.89	28.07	42.48	41.84	39.02	37.96
650	0.06	0.10	23.55	23.56	28.88	28.10	42.47	41.54	38.80	37.92
700	0.07	0.11	22.93	22.93	29.02	28.31	39.87	40.28	38.09	37.48
750	0.09	0.12	22.35	22.36	29.67	28.75	38.62	38.93	37.88	37.20
760	0.09	0.13	22.25	22.25	29.87	28.75	38.42	38.76	37.89	37.29
770	0.09	0.13	22.14	22.15	29.80	28.87	38.07	38.58	38.02	37.26
780	0.10	0.13	22.03	22.04	29.89	28.95	37.98	38.37	37.91	37.11
790	0.10	0.13	21.93	21.94	30.03	29.09	37.68	38.31	37.81	37.00
800	0.10	0.13	21.82	21.83	30.15	29.31	37.56	38.05	37.86	36.88
820	0.11	0.13	21.62	21.63	30.05	29.13	37.12	37.60	37.35	36.80
830	0.11	0.14	21.52	21.52	30.32	29.22	36.93	37.68	37.11	36.83
840	0.11	0.15	21.41	21.43	30.31	29.26	36.82	37.59	36.95	36.72
850	0.11	0.14	21.32	21.33	30.66	29.41	36.87	37.50	36.84	36.61
900	0.12	0.16	20.85	20.86	31.41	29.85	36.32	36.82	37.20	36.96
950	0.13	0.17	20.40	20.41	32.12	30.25	35.81	36.26	37.50	37.09
1000	0.15	0.18	19.98	19.99	32.71	30.64	35.75	35.88	37.25	37.41
1100	0.17	0.21	19.19	19.20	31.71	29.36	35.39	35.10	37.28	38.51
1200	0.19	0.24	18.52	18.52	35.67	31.92	36.35	35.29	38.44	40.23
1300	0.22	0.26	17.94	17.95	40.18	33.10	37.90	36.68	40.18	42.79
1400	0.24	0.29	17.35	17.36	40.60	34.20	39.66	38.67	40.77	43.71
1500	0.26	0.32	16.85	16.86	47.00	37.45	41.87	43.16	44.82	45.15
1600	0.30	0.36	16.38	16.38	41.89	35.53	40.64	41.91	47.39	44.51
1700	0.32	0.39	15.93	15.93	41.48	36.03	36.26	38.63	48.04	42.76
1800	0.34	0.41	15.54	15.56	37.64	42.54	33.94	36.19	45.06	39.29
1900	0.37	0.46	15.15	15.18	33.39	45.19	32.18	34.14	41.97	40.19
2000	0.40	0.46	14.83	14.86	32.50	49.08	31.19	32.69	41.41	37.01
2100	0.42	0.49	14.57	14.56	32.59	53.53	29.82	30.63	40.33	36.77
2200	0.45	0.52	14.30	14.32	32.73	48.95	30.17	30.74	39.32	37.44
2300	0.48	0.55	14.09	14.10	34.14	42.24	30.59	30.31	39.88	39.31
2400	0.51	0.57	13.81	13.79	32.35	55.55	33.38	33.12	41.23	41.94
2500	0.53	0.61	13.56	13.64	31.32	44.88	34.01	33.72	40.43	44.69
2600	0.55	0.64	13.33	13.37	30.87	43.33	35.91	34.41	39.60	40.03
2700	0.58	0.67	13.08	13.12	28.38	36.24	36.79	32.67	37.85	39.05
2800	0.62	0.70	12.94	12.97	26.31	29.23	33.79	29.58	33.93	34.56
2900	0.64	0.74	12.78	12.82	26.29	28.02	30.34	28.21	32.46	33.10
3000	0.64	0.75	12.63	12.69	26.38	28.39	28.03	26.99	31.22	31.62
3500	0.79	0.88	11.99	12.00	22.87	21.31	21.69	22.06	28.75	28.83
4000	0.89	1.01	11.57	11.58	20.30	17.42	23.51	25.43	48.18	32.81
4500	1.02	1.15	11.43	11.51	19.18	15.89	29.40	28.70	27.63	28.18
5000	1.08	1.30	11.81	11.83	17.37	14.36	32.13	30.39	28.09	28.02
5500	1.17	1.37	12.40	12.47	13.63	11.91	34.51	39.02	30.97	28.77
6000	1.45	1.65	13.68	13.57	8.11	6.60	37.58	31.11	29.07	24.47

REV. X1

SYBD-22-82HP+

090205

Page 3 of 3



IF/RF MICROWAVE COMPONENTS • ISO 9001 ISO 14001 AS 9100 CERTIFIED • RoHS compliant

P.O. Box 350166, Brooklyn, New York 11235-0003 (718) 934-4500 Fax (718) 332-4661



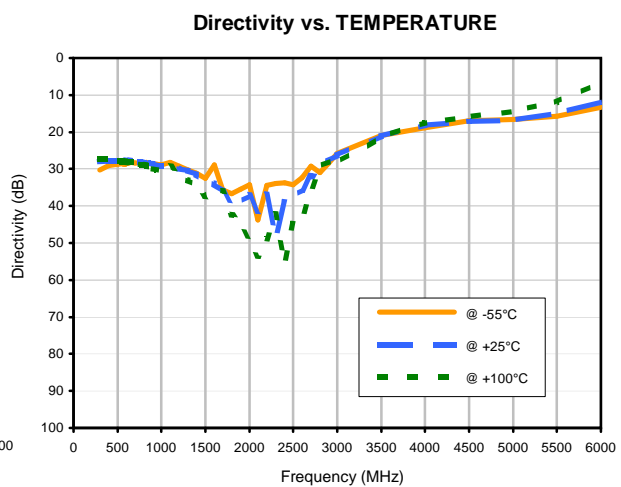
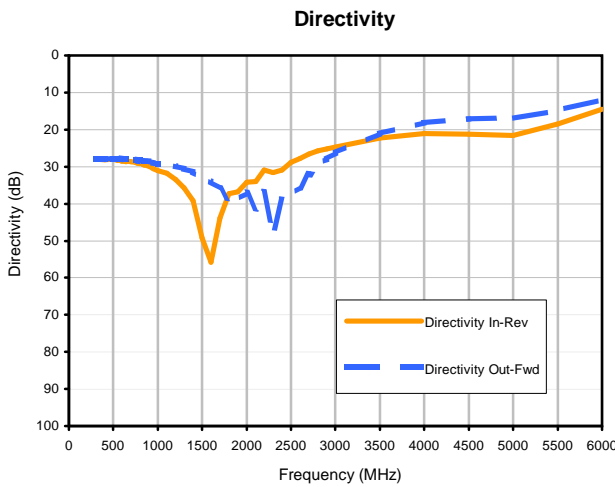
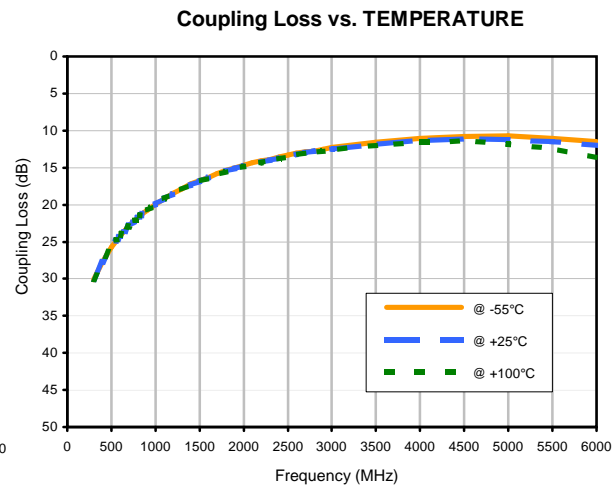
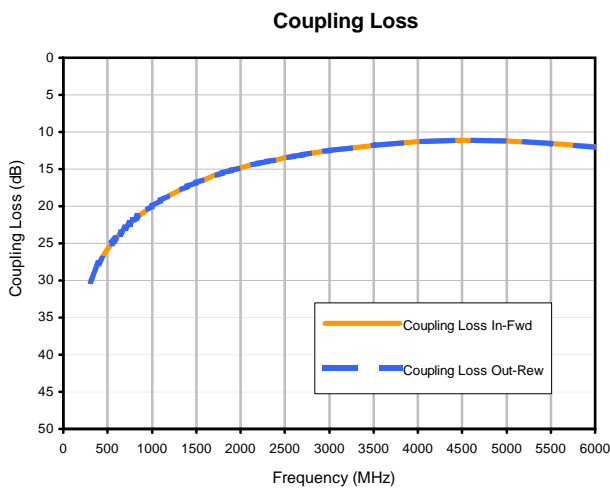
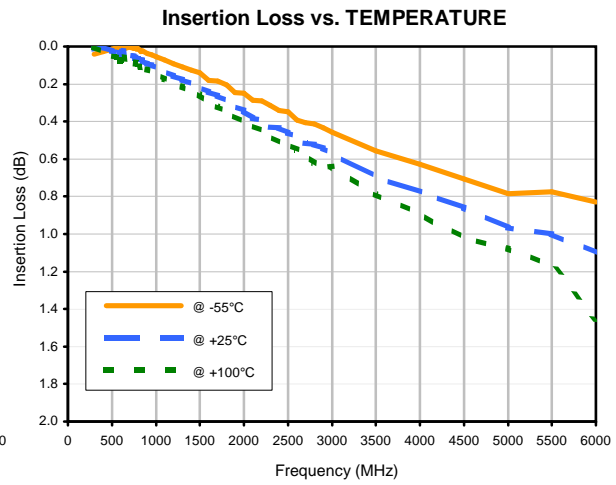
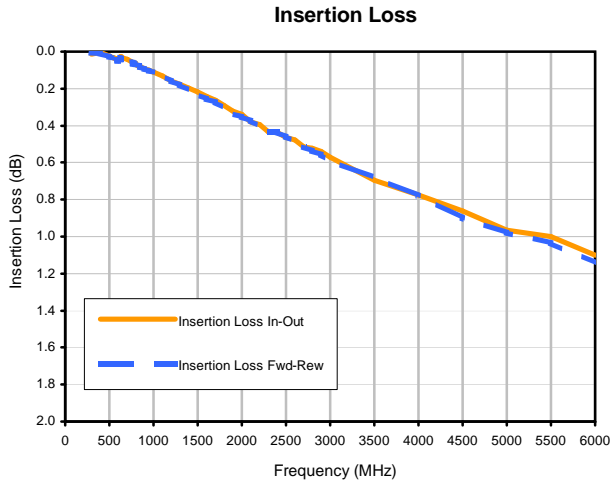
The Design Engineers Search Engine finds the model you need, Instantly • For detailed performance specs & shopping online see



# Bi-Directional Coupler

## Typical Performance Curves

# SYBD-22-82HP+



REV. X1  
 SYBD-22-82HP+  
 090205  
 Page 1 of 2



IF/RF MICROWAVE COMPONENTS • ISO 9001 ISO 14001 AS 9100 CERTIFIED • RoHS compliant  
 P.O. Box 350166, Brooklyn, New York 11235-0003 (718) 934-4500 Fax (718) 332-4661



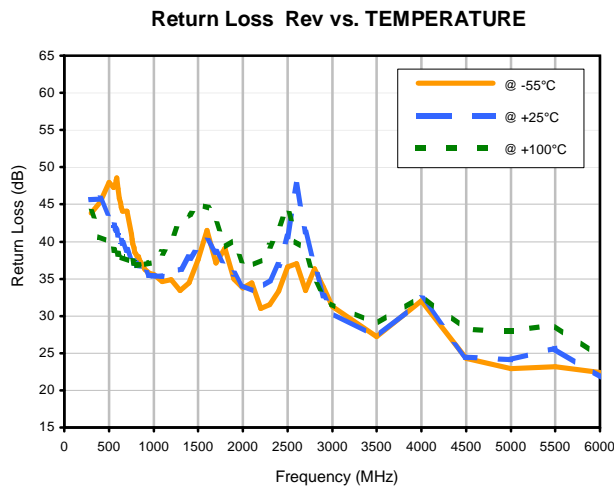
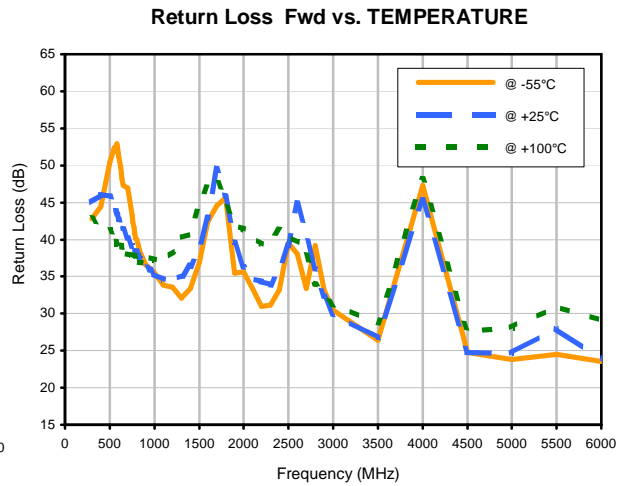
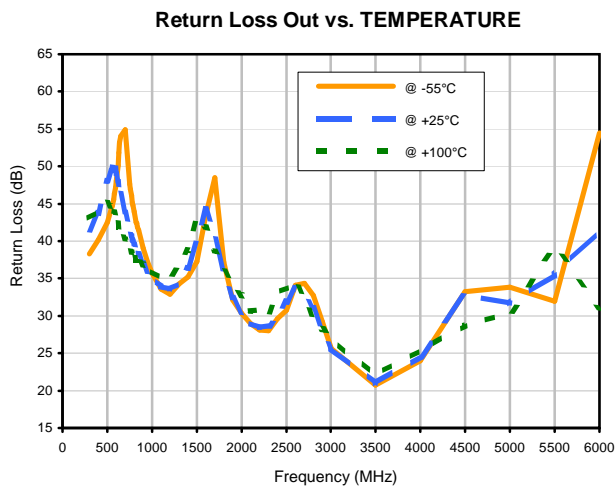
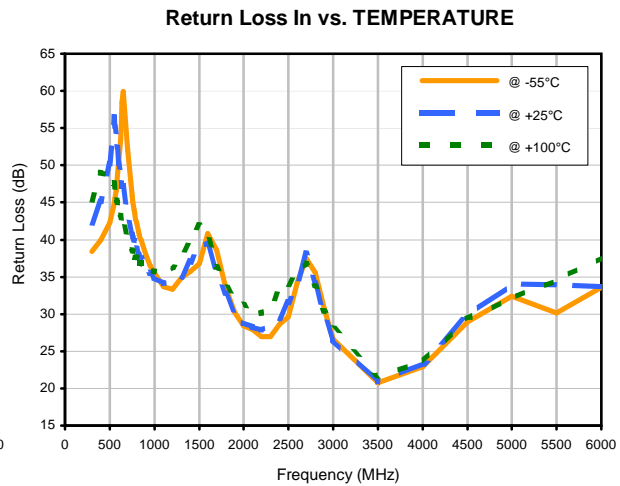
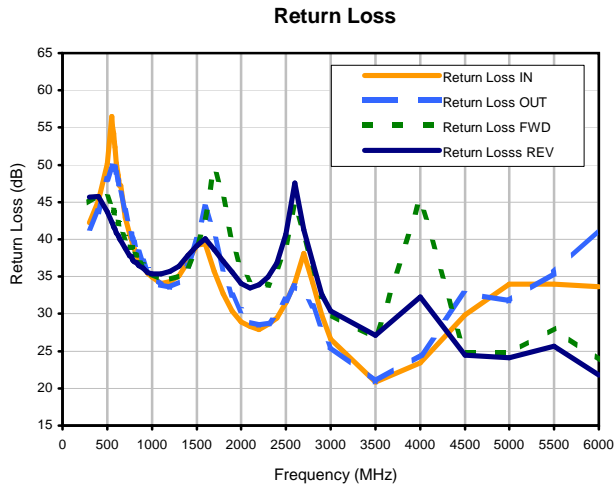
The Design Engineers Search Engine finds the model you need, Instantly • For detailed performance specs & shopping online see



# Bi-Directional Coupler

## Typical Performance Curves

# SYBD-22-82HP+



REV. X1  
 SYBD-22-82HP+  
 090205  
 Page 2 of 2



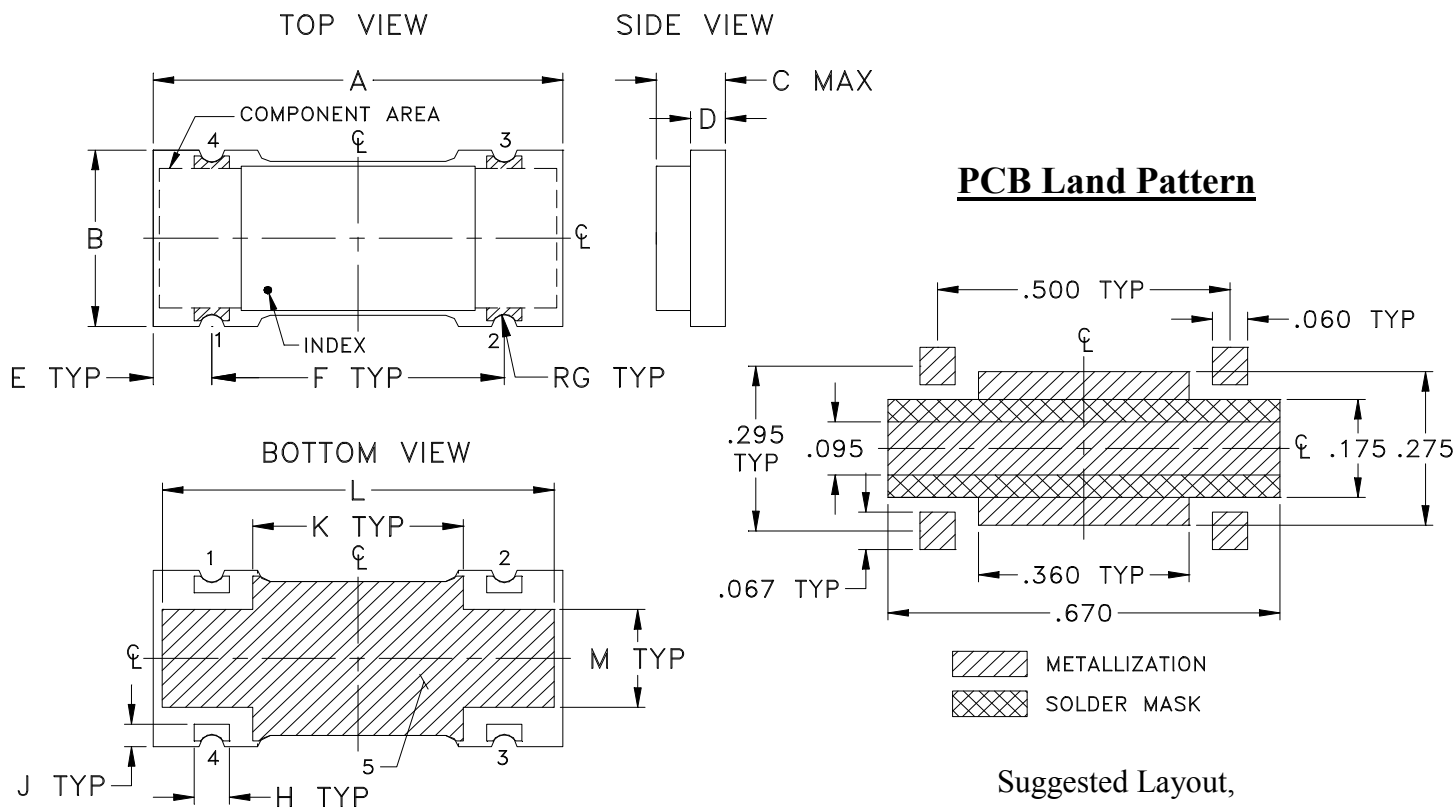
The Design Engineers Search Engine finds the model you need, Instantly • For detailed performance specs & shopping online see



IF/RF MICROWAVE COMPONENTS • ISO 9001 ISO 14001 AS 9100 CERTIFIED RoHS compliant  
 P.O. Box 350166, Brooklyn, New York 11235-0003 (718) 934-4500 Fax (718) 332-4661



### Outline Dimensions



Suggested Layout,  
Tolerance to be within  $\pm .002$

CASE #.	A	B	C	D	E	F	G	H	J	K	L	M	WT, GRAM
JB1233	.70 (17.78)	.32 (8.13)	.13 (3.30)	.060 (1.52)	.100 (2.54)	.500 (12.70)	.022 (0.56)	.060 (1.52)	.040 (1.02)	.360 (9.14)	.670 (17.02)	.175 (4.45)	0.68

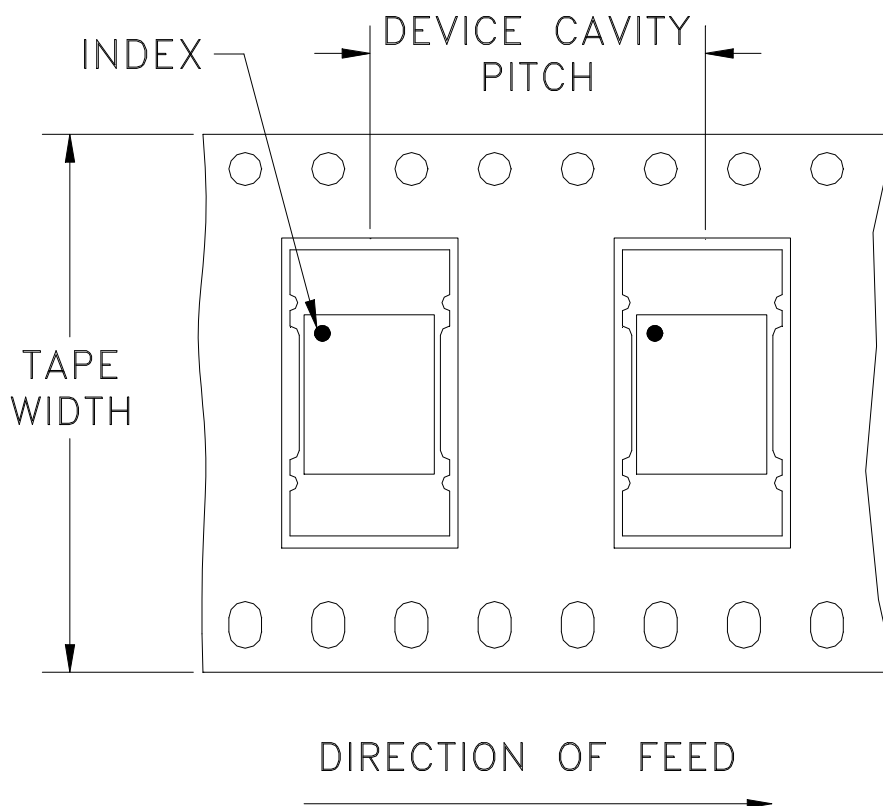
Dimensions are in inches (mm). Tolerances: 2 Pl.  $\pm .01$ ; 3 Pl.  $\pm .005$

#### Notes:

- Open style, Base material: Printed wiring laminate.
- Termination finish: 3-5  $\mu$  inch (.08-.13 microns) Gold over 120-240  $\mu$  inch (3.05-6.10 microns) Nickel plate.  
All models, (+) suffix.

# Tape & Reel Packaging TR-F84

## DEVICE ORIENTATION IN T&R



Tape Width, mm	Device Cavity Pitch, mm	Reel Size, inches	Devices per Reel
32	12	13	500

Mini-Circuits carrier tape materials provide protection from ESD (Electro-Static Discharge) during handling and transportation. Tapes are static dissipative and comply with industry standards EIA-481/EIA-541.

Go to: [www.minicircuits.com/pages/pdfs/tape.pdf](http://www.minicircuits.com/pages/pdfs/tape.pdf)



INTERNET <http://www.minicircuits.com>

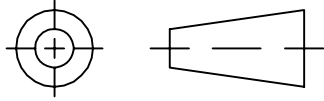
P.O. Box 350166, Brooklyn, New York 11235-0003 (718) 934-4500 Fax (718) 332-4661

Distribution Centers NORTH AMERICA 800-654-7949 • 417-335-5935 • Fax 417-335-5945 • EUROPE 44-1252-832600 • Fax 44-1252-837010

Mini-Circuits ISO 9001 & ISO 14001 Certified



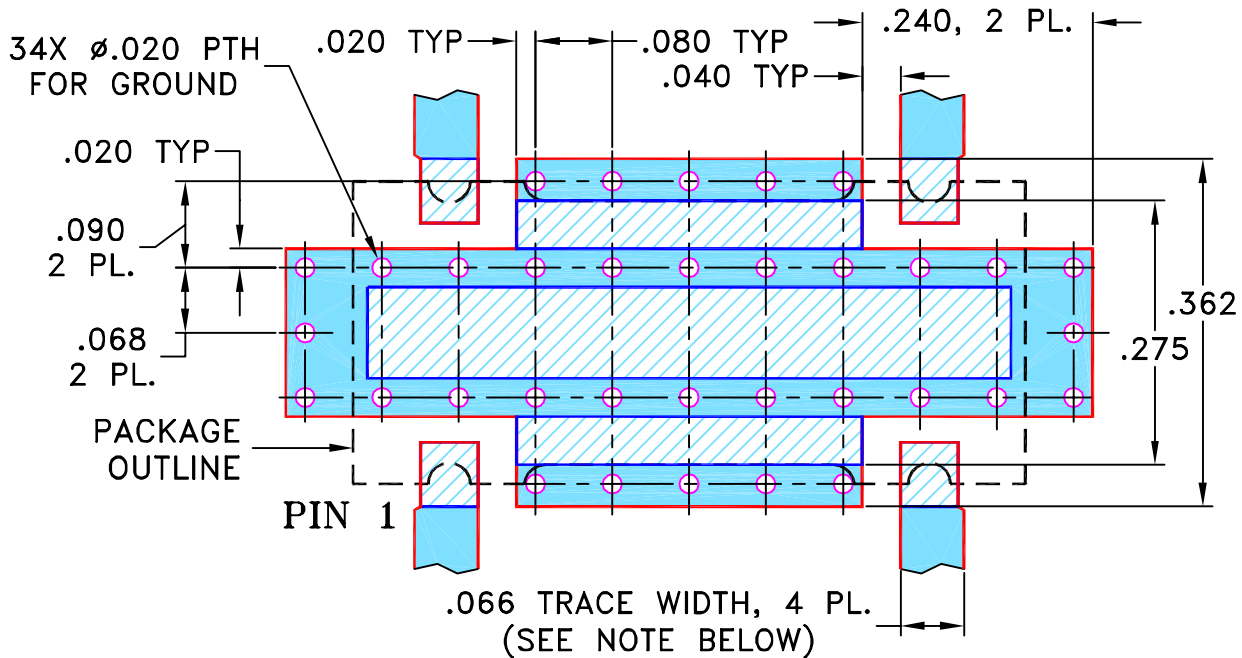
THIRD ANGLE PROJECTION



REVISIONS

REV	ECN No.	DESCRIPTION	DATE	DR	AUTH
OR	M109017	NEW RELEASE	12/29/06	MMG	WP

SUGGESTED MOUNTING CONFIGURATION FOR  
JB1233 CASE STYLE, "rw" PIN CONNECTION



- NOTES: 1. TRACE WIDTH IS SHOWN FOR ROGERS R04350B WITH DIELECTRIC THICKNESS .030" ± .002"; COPPER: 1/2 OZ. EACH SIDE. FOR OTHER MATERIALS TRACE WIDTH MAY NEED TO BE MODIFIED.  
2. BOTTOM SIDE OF THE PCB IS CONTINUOUS GROUND PLANE.

- DENOTES PCB COPPER LAYOUT WITH SMOBC (SOLDER MASK OVER BARE COPPER)
- DENOTES COPPER LAND PATTERN FREE OF SOLDER MASK

UNLESS OTHERWISE SPECIFIED	INITIALS		DATE
	DRAWN	MMG	12/21/06
	CHECKED	AV	12/29/06
	APPROVED	WP	12/29/06

Mini-Circuits®  
THIS DOCUMENT AND ITS CONTENTS ARE THE PROPERTY OF MINI-CIRCUITS. EXCEPT FOR USE EXPRESSLY GRANTED, IN WRITING, TO ITS VENDORS, VENDEE AND THE UNITED STATES GOVERNMENT, MINI-CIRCUITS RESERVES ALL PROPRIETARY DESIGN, USE, MANUFACTURING AND REPRODUCTION RIGHTS THERETO. THESE CONTENTS SHALL NOT BE USED, DUPLICATED OR DISCLOSED TO ANY OUTSIDE PARTY, IN WHOLE OR IN PART, WITHOUT WRITTEN PERMISSION OF MINI-CIRCUITS.

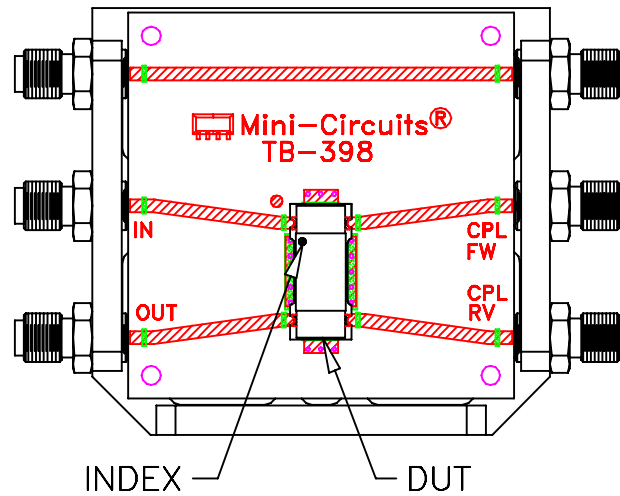
ASHEETA1.DWG REV:A DATE:01/12/95

**Mini-Circuits®** 13 Neptune Avenue  
Brooklyn NY 11235

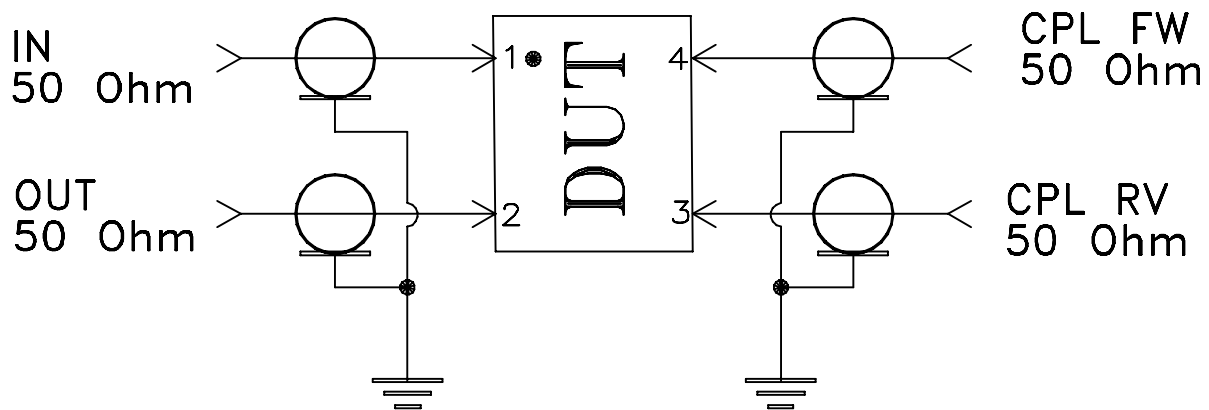
PL, rw, JB1233, SYBD, TB-398

SIZE A	CODE IDENT 15542	DRAWING NO: 98-PL-260	REV: OR
FILE: 98PL260	SCALE: 5:1	SHEET: 1 OF 1	

# Evaluation Board and Circuit




TB-398



Schematic Diagram

## Notes:

1. SMA Female connectors.
2. PCB Material: Rogers R04350 or equivalent, Dielectric Constant=3.5, Thickness=.030 inch.

 **Mini-Circuits®**

All Mini-Circuits products are manufactured under exacting quality assurance and control standards, and are capable of meeting published specifications after being subjected to any or all of the following physical and environmental test.

Specification	Test/Inspection Condition	Reference/Spec
Operating Temperature	-55° to 100°C Ambient Environment	Individual Model Data Sheet
Storage Temperature	-55° to 100° C Ambient Environment	Individual Model Data Sheet
Humidity	90 to 95% RH, 240 hours, 50°C	MIL-STD-202, Method 103, Condition A, Except 50°C and end-point electrical test done within 12 hours
Thermal Shock	-55° to 100°C, 100 cycles	MIL-STD-202, Method 107, Condition A-3, except +100°C
Solder Reflow Heat	Sn-Pb Eutetic Process: 225°C peak Pb-Free Process 245° - 250°C peak	J-STD-020, Table 4-1, 4-2 and 5-2, Figure 5-1
Solderability	10X Magnification	J-STD-002, 95% Coverage
Vibration (High Frequency)	20g peak, 10-2000 Hz, 12 times in each of three perpendicular directions (total 36)	MIL-STD-202, Method 204, Condition D
Mechanical Shock	50g, 11 ms, 1/2-sine, 18 shocks: 3 each direction, each of 3 axes	MIL-STD-202, Method 213, Condition A
Marking Resistance to Solvents	Isopropyl alcohol + mineral spirits at 25°C; terpene defluxer at 25°C; distilled water + proylene glycol monomethyl ether + monoethanolamine at 63°C to 70°C	MIL-STD-202, Method 215