STRIPLINE SURFACE MOUNT

Power Splitter/Combiner

QCH-13+

50Ω 400 to 1000 MHz 2-Way 90° 250W

KEY FEATURES

- High power handling, over 250W
- Over octave bandwidth, 400 to 1000 MHz
- Low insertion loss, 0.15 dB typ

Generic photo used for illustration purposes only

APPLICATIONS

- Balanced amplifiers
- I&Q modulators
- Defense and military

FUNCTIONAL DIAGRAM

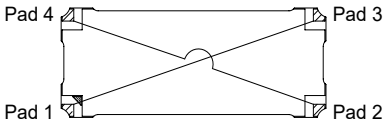

PRODUCT OVERVIEW

Mini-Circuits' QCH-13+ is a 2-way 90° power splitter, capable of handling up to 250W with amplitude unbalance of ±0.6 dB typ and phase unbalance of ±1.0 deg. typ. Operating over a frequency range of 400 to 1000 MHz, the outstanding phase and amplitude unbalance make this component a versatile building block for use in a variety of systems and sub-system designs from balanced amplifiers and antenna feeds to military applications and more. The splitter is fabricated using laminated PCB process (1.26 x 0.50 x 0.104") and includes wrap-around terminations for good solderability and easy visual inspection.

ELECTRICAL SPECIFICATIONS AT +25°C [1, 2]

Parameter	Conditions (MHz)	Min.	Typ.	Max.	Unit
Frequency Range	–	400	–	1000	MHz
Insertion Loss [3]	400 - 1000	–	0.15	0.25	dB
Isolation	400 - 1000	18	30	–	dB
Phase Unbalance	400 - 1000	–	±1.00	±5.00	deg
Amplitude Unbalance	400 - 970	–	±0.60	±0.70	dB
	970 - 1000	–	±0.65	±0.80	
Return Loss	400 - 1000	19	30	–	dB
Thermal Resistance [4]	400 - 1000	–	0.25	–	°C/W

1. Tested in Evaluation Board TB-914+. De-embbeded to the device reference plane.
2. Model is symmetrical and all ports are interchangeable, see Port Function Description/Configuration table for details and S-Parameters for actual performance.
3. Does not include theoretical loss due to coupling. Nominal theoretical loss is 3 dB.
4. Thermal Resistance is defined as Θjc= (Hot Spot Temperature on DUT - Base Plate Temperature)/Input Power.

ABSOLUTE MAXIMUM RATINGS [5]

Operating Case Temperature [6]		-55°C to +105°C
Storage Temperature		-55°C to +105°C
Power Input	**+85°C case**	250 W
	+95°C case	230 W
	+105°C case	200 W

5. Permanent damage may occur if any of these limits are exceeded.
6. Case temperature is defined as temperature on base plate.

Mini-Circuits
www.minicircuits.com P.O. Box 350166, Brooklyn, NY 11235-0003 (718) 934-4500 sales@minicircuits.com

Power Splitter/Combiner

QCH-13+

50Ω 400 to 1000 MHz 2-Way 90° 250W

TYPICAL PERFORMANCE GRAPHS*

Total Loss vs. Frequency

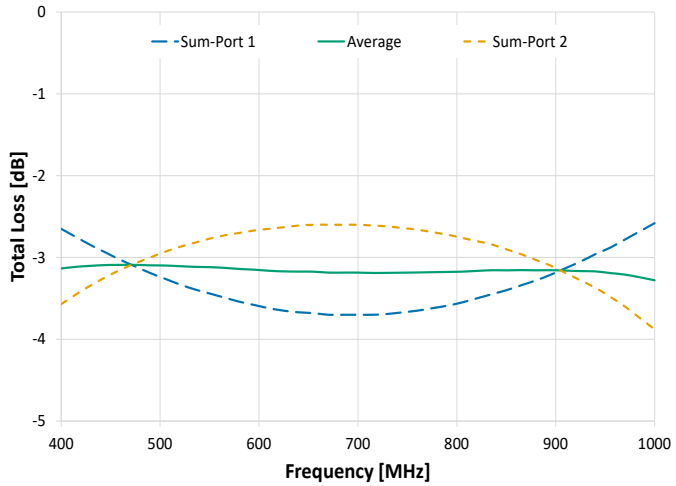

Average Loss vs. Frequency

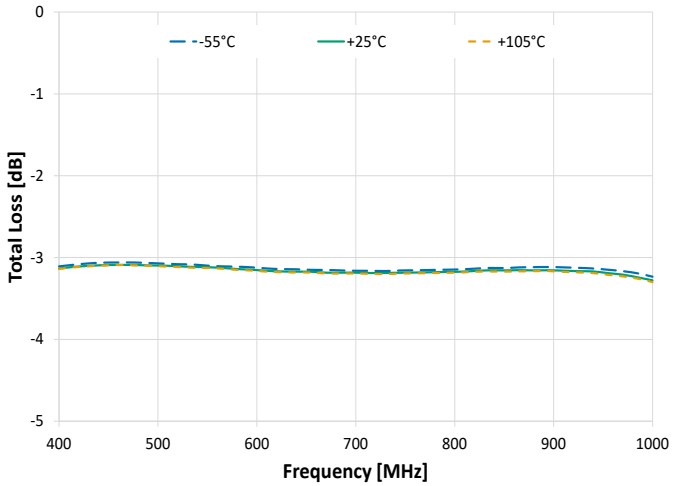

Amplitude Unbalance (half peak-to-peak) vs. Frequency

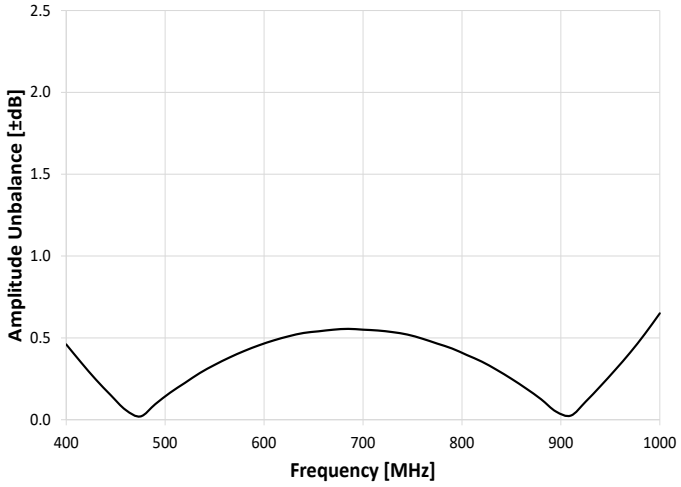

Phase Unbalance (relative to 90°) vs. Frequency

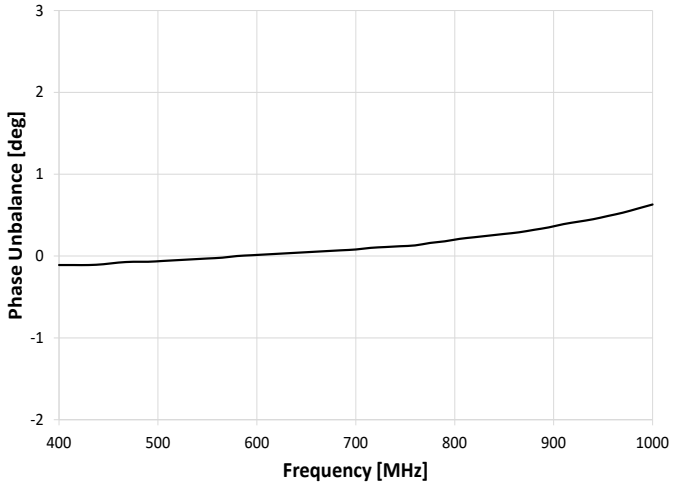

Isolation vs. Frequency

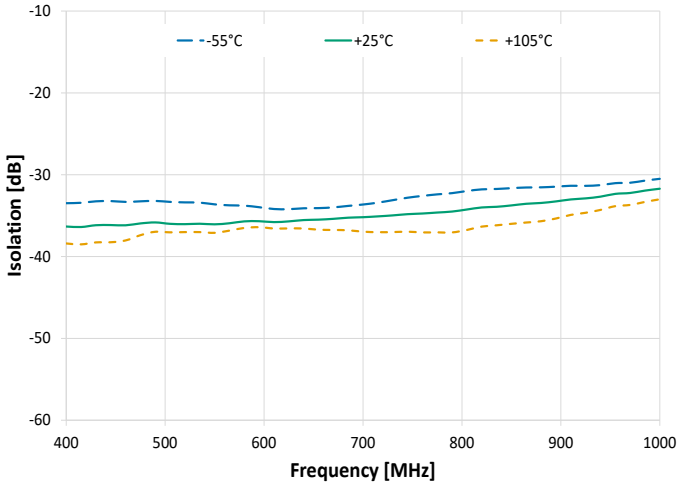

Return Loss vs. Frequency

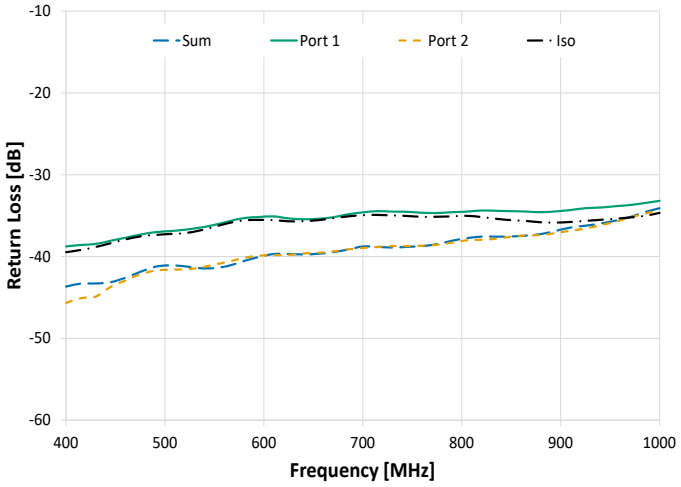

* Data corresponds to Configuration A at +25°C unless otherwise specified.

STRIPLINE SURFACE MOUNT

Power Splitter/Combiner

QCH-13+

50Ω 400 to 1000 MHz 2-Way 90° 250W

FUNCTIONAL DIAGRAM

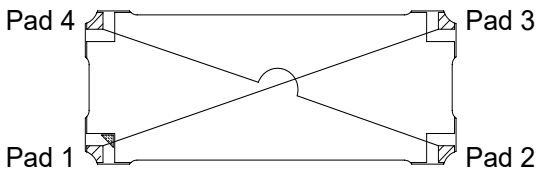

PAD DESCRIPTION/CONFIGURATION [7]

Function	Pad	Description
Sum	1	Sum port
Isolation	2	Isolation port
Port 1 (0°)	3	0° port
Port 2 (90°)	4	90° port
Ground	5	Ground

Configuration	Sum	Isolation	Port 1 (0°)	Port 2 (90°)
A	1	2	3	4
B	2	1	4	3
C	3	4	1	2
D	4	3	2	1

7. Model is symmetrical and all ports are interchangeable, see Port Function Configurations table and s-parameters for actual performance.

SUGGESTED PCB LAYOUT (PL-529)

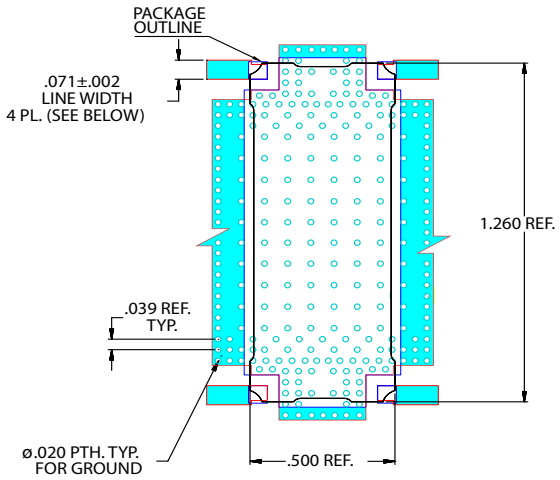

NOTES:
1. TRACE WIDTH IS SHOWN FOR ROGERS RO4003C WITH DIELECTRIC THICKNESS 0.032"±.0015". COPPER: 1 OZ. EACH SIDE.
   FOR OTHER MATERIALS TRACE WIDTH MAY NEED TO BE MODIFIED.
2. BOTTOM SIDE OF THE PCB IS CONTINUOUS GROUND PLANE.

DENOTES PCB COPPER LAYOUT WITH SMOBC (SOLDER MASK OVER BARE COPPER)

DENOTES COPPER LAND PATTERN FREE OF SOLDERMASK

CASE STYLE DRAWING (PQ2185-2)

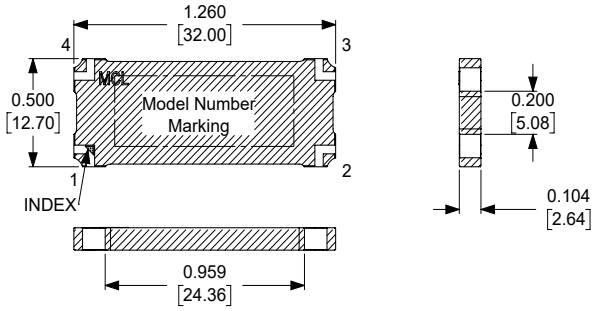

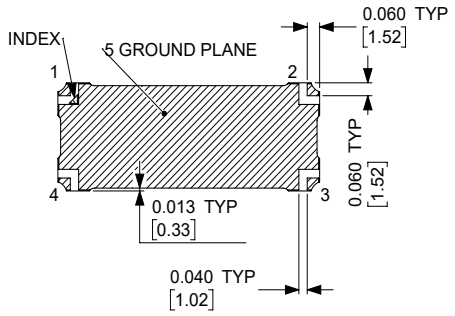

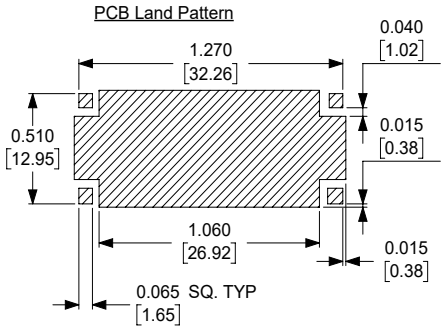

NOTES:
1. Base material: Printed wiring laminate.
2. Termination finish: 2-5 µinch (.05-.13 microns) Immersion Gold.
3. Dimensions: Inches [mm]. Tolerances 2 Pl. ±.03 inch; 3 Pl. ±.010 inch.
4. Weight: 5.0 grams
5. Marking may contain other features or characters for internal lot control.

PRODUCT MARKING*: QCH-13+

* Marking may contain other features or characters for internal lot control.

ADDITIONAL DETAILED INFORMATION IS AVAILABLE ON OUR DASH BOARD CLICK HERE

Performance Data & Graphs	Data Graphs S-Parameter (S4P files) data set (.zip file) de-embedded to device pads
Case Style	PQ2185-2 Lead finish: 2-5 μ inch (0.05-0.13 microns) immersion gold
RoHS Status	Compliant
Tape and Reel	F118
Suggested Layout for PCB Design	PL-529
Evaluation Board	TB-QCH-13+ Gerber file
Environmental Rating	ENV02T8

NOTES:

A. Performance and quality attributes and conditions not expressly stated in this specification document are intended to be excluded and do not form a part of this specification document.

B. Electrical specifications and performance data contained in this specification document are based on Mini-Circuit's applicable established test performance criteria and measurement instructions.

C. The parts covered by this specification document are subject to Mini-Circuits standard limited warranty and terms and conditions (collectively, "Standard Terms"); Purchasers of this part are entitled to the rights and benefits contained therein. For a full statement of the Standard Terms and the exclusive rights and remedies thereunder, please visit Mini-Circuits' website at https://www.minicircuits.com/terms/viewterm.html

2-Way 90° Power Splitter/Combiner QCH-13+

Typical Performance Data

Test Conditions: Input Power = +5 dbm, Temperature = -55°C, Configuration A.

Freq. (MHz)	Total Loss* (dB)			Amp. Unb. (±dB)	Ph. Unb. (deg)	Isolation (dB)	Return Loss (dB)			
	Sum-Port 1	Sum-Port 2	Average	Half P-P	Rel. to 90°	Port1-Port2	Sum	Port 1	Port 2	Iso
400	-2.64	-3.53	-3.11	0.45	-0.22	-33.48	-39.42	-34.63	-38.47	-35.17
415	-2.74	-3.41	-3.09	0.34	-0.22	-33.43	-38.67	-34.47	-38.21	-34.85
430	-2.83	-3.30	-3.07	0.24	-0.23	-33.25	-38.17	-34.35	-38.04	-34.62
445	-2.92	-3.20	-3.06	0.14	-0.23	-33.22	-37.62	-34.19	-37.43	-34.38
460	-3.01	-3.11	-3.06	0.05	-0.22	-33.32	-37.17	-34.10	-36.92	-34.15
475	-3.09	-3.03	-3.06	0.03	-0.22	-33.25	-36.75	-34.11	-36.39	-34.04
490	-3.17	-2.96	-3.07	0.11	-0.22	-33.20	-36.44	-34.16	-36.01	-34.09
505	-3.25	-2.89	-3.07	0.18	-0.22	-33.32	-36.20	-34.26	-35.76	-34.18
520	-3.31	-2.84	-3.08	0.24	-0.22	-33.38	-36.02	-34.37	-35.55	-34.39
535	-3.37	-2.78	-3.09	0.30	-0.21	-33.41	-35.86	-34.54	-35.40	-34.47
550	-3.43	-2.74	-3.10	0.35	-0.21	-33.62	-35.77	-34.76	-35.18	-34.61
565	-3.48	-2.70	-3.11	0.39	-0.20	-33.74	-35.58	-35.00	-35.12	-34.79
580	-3.52	-2.66	-3.11	0.43	-0.19	-33.78	-35.39	-35.32	-35.06	-35.08
595	-3.56	-2.63	-3.12	0.47	-0.18	-33.97	-35.23	-35.81	-35.17	-35.54
610	-3.60	-2.61	-3.13	0.50	-0.17	-34.19	-35.02	-36.14	-35.31	-36.01
625	-3.63	-2.59	-3.14	0.52	-0.16	-34.21	-34.85	-36.68	-35.45	-36.37
640	-3.65	-2.57	-3.14	0.54	-0.16	-34.10	-34.58	-37.02	-35.44	-36.43
655	-3.67	-2.56	-3.15	0.56	-0.14	-34.08	-34.24	-37.17	-35.41	-36.32
670	-3.68	-2.55	-3.15	0.57	-0.14	-33.99	-33.93	-37.19	-35.37	-35.95
685	-3.69	-2.55	-3.16	0.57	-0.13	-33.81	-33.66	-36.89	-35.29	-35.64
700	-3.69	-2.56	-3.16	0.57	-0.13	-33.64	-33.35	-36.49	-35.26	-35.25
715	-3.69	-2.56	-3.16	0.56	-0.12	-33.41	-33.22	-35.98	-35.20	-34.92
730	-3.68	-2.58	-3.16	0.55	-0.11	-33.11	-33.08	-35.63	-35.10	-34.63
745	-3.66	-2.59	-3.16	0.54	-0.11	-32.81	-32.83	-35.22	-35.01	-34.37
760	-3.64	-2.61	-3.16	0.51	-0.11	-32.59	-32.60	-35.03	-34.98	-34.17
775	-3.61	-2.64	-3.15	0.49	-0.09	-32.40	-32.41	-34.74	-35.03	-33.99
790	-3.58	-2.67	-3.15	0.45	-0.07	-32.25	-32.24	-34.43	-35.19	-33.95
805	-3.54	-2.71	-3.14	0.42	-0.05	-31.99	-32.12	-34.13	-35.33	-33.86
820	-3.49	-2.75	-3.14	0.38	-0.04	-31.79	-32.06	-33.74	-35.61	-33.96
835	-3.44	-2.79	-3.13	0.33	-0.03	-31.74	-32.06	-33.53	-35.74	-34.15
850	-3.39	-2.85	-3.13	0.27	-0.02	-31.64	-32.04	-33.36	-35.76	-34.33
865	-3.33	-2.90	-3.12	0.21	0.00	-31.56	-32.04	-33.30	-35.93	-34.45
880	-3.26	-2.97	-3.12	0.15	0.03	-31.54	-32.06	-33.25	-36.11	-34.56
895	-3.19	-3.04	-3.12	0.08	0.05	-31.46	-32.02	-33.07	-36.27	-34.59
910	-3.12	-3.12	-3.12	0.01	0.07	-31.35	-31.99	-32.87	-36.48	-34.52
925	-3.04	-3.21	-3.13	0.09	0.09	-31.36	-32.08	-32.57	-36.64	-34.43
940	-2.95	-3.31	-3.13	0.18	0.12	-31.27	-32.04	-32.38	-36.54	-34.24
955	-2.86	-3.42	-3.15	0.28	0.14	-31.03	-31.92	-32.20	-36.22	-33.97
970	-2.77	-3.53	-3.17	0.39	0.17	-30.98	-31.71	-32.08	-35.63	-33.66
985	-2.67	-3.66	-3.19	0.50	0.21	-30.72	-31.40	-31.92	-35.17	-33.35
1000	-2.57	-3.81	-3.23	0.62	0.24	-30.50	-31.11	-31.70	-34.72	-32.93

* Total loss is the loss from Sum to each coupled port including the 3 dB theoretical split.

2-Way 90° Power Splitter/Combiner QCH-13+

Typical Performance Data

Test Conditions: Input Power = +5 dbm, Temperature = -55°C, Configuration B.

Freq. (MHz)	Total Loss* (dB)			Amp. Unb. (±dB)	Ph. Unb. (deg)	Isolation (dB)	Return Loss (dB)			
	Sum-Port 1	Sum-Port 2	Average	Half P-P	Rel. to 90°	Port1-Port2	Sum	Port 1	Port 2	Iso
400	-2.65	-3.53	-3.11	0.44	0.27	-33.23	-35.17	-38.47	-34.63	-39.42
415	-2.75	-3.41	-3.09	0.33	0.28	-33.24	-34.85	-38.21	-34.47	-38.67
430	-2.85	-3.30	-3.08	0.23	0.30	-33.36	-34.62	-38.04	-34.35	-38.17
445	-2.94	-3.20	-3.07	0.13	0.32	-33.55	-34.38	-37.43	-34.19	-37.62
460	-3.03	-3.11	-3.07	0.04	0.35	-33.57	-34.15	-36.92	-34.10	-37.17
475	-3.11	-3.03	-3.07	0.04	0.37	-33.55	-34.04	-36.39	-34.11	-36.75
490	-3.19	-2.96	-3.08	0.12	0.39	-33.54	-34.09	-36.01	-34.16	-36.44
505	-3.26	-2.89	-3.08	0.19	0.41	-33.55	-34.18	-35.76	-34.26	-36.20
520	-3.33	-2.83	-3.09	0.25	0.42	-33.61	-34.39	-35.55	-34.37	-36.02
535	-3.39	-2.78	-3.10	0.31	0.44	-33.67	-34.47	-35.40	-34.54	-35.86
550	-3.44	-2.73	-3.10	0.36	0.46	-33.77	-34.61	-35.18	-34.76	-35.77
565	-3.50	-2.69	-3.11	0.41	0.48	-33.81	-34.79	-35.12	-35.00	-35.58
580	-3.54	-2.66	-3.12	0.45	0.51	-33.87	-35.08	-35.06	-35.32	-35.39
595	-3.58	-2.63	-3.13	0.48	0.54	-33.92	-35.54	-35.17	-35.81	-35.23
610	-3.62	-2.60	-3.14	0.51	0.56	-33.88	-36.01	-35.31	-36.14	-35.02
625	-3.65	-2.58	-3.15	0.53	0.58	-33.91	-36.37	-35.45	-36.68	-34.85
640	-3.67	-2.57	-3.15	0.55	0.60	-33.77	-36.43	-35.44	-37.02	-34.58
655	-3.68	-2.56	-3.16	0.57	0.62	-33.76	-36.32	-35.41	-37.17	-34.24
670	-3.70	-2.55	-3.16	0.58	0.66	-33.61	-35.95	-35.37	-37.19	-33.93
685	-3.70	-2.55	-3.16	0.58	0.69	-33.68	-35.64	-35.29	-36.89	-33.66
700	-3.71	-2.55	-3.17	0.58	0.73	-33.57	-35.25	-35.26	-36.49	-33.35
715	-3.70	-2.56	-3.17	0.57	0.77	-33.34	-34.92	-35.20	-35.98	-33.22
730	-3.69	-2.57	-3.17	0.56	0.79	-33.10	-34.63	-35.10	-35.63	-33.08
745	-3.67	-2.59	-3.16	0.55	0.81	-32.93	-34.37	-35.01	-35.22	-32.83
760	-3.65	-2.61	-3.16	0.53	0.84	-32.64	-34.17	-34.98	-35.03	-32.60
775	-3.62	-2.63	-3.15	0.50	0.87	-32.51	-33.99	-35.03	-34.74	-32.41
790	-3.59	-2.66	-3.15	0.47	0.90	-32.30	-33.95	-35.19	-34.43	-32.24
805	-3.55	-2.70	-3.15	0.43	0.94	-32.00	-33.86	-35.33	-34.13	-32.12
820	-3.51	-2.74	-3.14	0.39	0.97	-31.87	-33.96	-35.61	-33.74	-32.06
835	-3.46	-2.79	-3.14	0.34	1.00	-31.76	-34.15	-35.74	-33.53	-32.06
850	-3.40	-2.84	-3.13	0.28	1.04	-31.66	-34.33	-35.76	-33.36	-32.04
865	-3.34	-2.90	-3.13	0.22	1.09	-31.57	-34.45	-35.93	-33.30	-32.04
880	-3.28	-2.97	-3.13	0.16	1.14	-31.55	-34.56	-36.11	-33.25	-32.06
895	-3.21	-3.04	-3.13	0.09	1.18	-31.52	-34.59	-36.27	-33.07	-32.02
910	-3.13	-3.12	-3.13	0.01	1.22	-31.45	-34.52	-36.48	-32.87	-31.99
925	-3.05	-3.21	-3.13	0.08	1.29	-31.34	-34.43	-36.64	-32.57	-32.08
940	-2.96	-3.31	-3.14	0.17	1.35	-31.22	-34.24	-36.54	-32.38	-32.04
955	-2.88	-3.42	-3.16	0.27	1.41	-30.96	-33.97	-36.22	-32.20	-31.92
970	-2.78	-3.53	-3.17	0.38	1.47	-30.92	-33.66	-35.63	-32.08	-31.71
985	-2.68	-3.66	-3.20	0.49	1.53	-30.73	-33.35	-35.17	-31.92	-31.40
1000	-2.58	-3.80	-3.23	0.61	1.58	-30.44	-32.93	-34.72	-31.70	-31.11

* Total loss is the loss from Sum to each coupled port including the 3 dB theoretical split.

2-Way 90° Power Splitter/Combiner QCH-13+

Typical Performance Data

Test Conditions: Input Power = +5 dbm, Temperature = -55°C, Configuration C.

Freq. (MHz)	Total Loss* (dB)			Amp. Unb. (±dB)	Ph. Unb. (deg)	Isolation (dB)	Return Loss (dB)			
	Sum-Port 1	Sum-Port 2	Average	Half P-P	Rel. to 90°	Port1-Port2	Sum	Port 1	Port 2	Iso
400	-2.65	-3.52	-3.11	0.45	0.16	-32.80	-34.63	-39.42	-35.17	-38.47
415	-2.75	-3.40	-3.09	0.34	0.17	-32.97	-34.47	-38.67	-34.85	-38.21
430	-2.84	-3.29	-3.07	0.24	0.18	-33.01	-34.35	-38.17	-34.62	-38.04
445	-2.93	-3.19	-3.06	0.14	0.20	-33.09	-34.19	-37.62	-34.38	-37.43
460	-3.02	-3.10	-3.06	0.05	0.22	-33.20	-34.10	-37.17	-34.15	-36.92
475	-3.11	-3.02	-3.07	0.03	0.24	-33.11	-34.11	-36.75	-34.04	-36.39
490	-3.18	-2.95	-3.07	0.11	0.26	-33.12	-34.16	-36.44	-34.09	-36.01
505	-3.26	-2.88	-3.07	0.18	0.29	-33.14	-34.26	-36.20	-34.18	-35.76
520	-3.32	-2.83	-3.08	0.24	0.31	-33.18	-34.37	-36.02	-34.39	-35.55
535	-3.39	-2.77	-3.09	0.30	0.33	-33.17	-34.54	-35.86	-34.47	-35.40
550	-3.44	-2.72	-3.09	0.35	0.34	-33.31	-34.76	-35.77	-34.61	-35.18
565	-3.49	-2.68	-3.10	0.40	0.36	-33.42	-35.00	-35.58	-34.79	-35.12
580	-3.54	-2.65	-3.12	0.44	0.38	-33.55	-35.32	-35.39	-35.08	-35.06
595	-3.58	-2.62	-3.13	0.47	0.40	-33.80	-35.81	-35.23	-35.54	-35.17
610	-3.61	-2.60	-3.13	0.50	0.42	-34.01	-36.14	-35.02	-36.01	-35.31
625	-3.64	-2.58	-3.14	0.53	0.44	-34.21	-36.68	-34.85	-36.37	-35.45
640	-3.66	-2.56	-3.14	0.55	0.46	-34.39	-37.02	-34.58	-36.43	-35.44
655	-3.68	-2.55	-3.15	0.56	0.48	-34.68	-37.17	-34.24	-36.32	-35.41
670	-3.69	-2.54	-3.15	0.57	0.50	-34.63	-37.19	-33.93	-35.95	-35.37
685	-3.70	-2.54	-3.16	0.57	0.53	-34.65	-36.89	-33.66	-35.64	-35.29
700	-3.70	-2.55	-3.16	0.57	0.55	-34.58	-36.49	-33.35	-35.25	-35.26
715	-3.70	-2.56	-3.17	0.57	0.58	-34.40	-35.98	-33.22	-34.92	-35.20
730	-3.69	-2.57	-3.17	0.55	0.60	-34.19	-35.63	-33.08	-34.63	-35.10
745	-3.67	-2.58	-3.16	0.54	0.62	-34.06	-35.22	-32.83	-34.37	-35.01
760	-3.65	-2.60	-3.16	0.52	0.63	-33.88	-35.03	-32.60	-34.17	-34.98
775	-3.62	-2.63	-3.15	0.49	0.66	-33.75	-34.74	-32.41	-33.99	-35.03
790	-3.59	-2.66	-3.15	0.46	0.69	-33.73	-34.43	-32.24	-33.95	-35.19
805	-3.55	-2.69	-3.14	0.42	0.72	-33.42	-34.13	-32.12	-33.86	-35.33
820	-3.51	-2.74	-3.14	0.38	0.74	-33.19	-33.74	-32.06	-33.96	-35.61
835	-3.46	-2.78	-3.13	0.33	0.78	-32.96	-33.53	-32.06	-34.15	-35.74
850	-3.40	-2.83	-3.12	0.28	0.81	-32.80	-33.36	-32.04	-34.33	-35.76
865	-3.34	-2.89	-3.12	0.22	0.85	-32.66	-33.30	-32.04	-34.45	-35.93
880	-3.28	-2.96	-3.12	0.15	0.89	-32.63	-33.25	-32.06	-34.56	-36.11
895	-3.21	-3.04	-3.13	0.08	0.93	-32.53	-33.07	-32.02	-34.59	-36.27
910	-3.14	-3.12	-3.13	0.00	0.97	-32.40	-32.87	-31.99	-34.52	-36.48
925	-3.06	-3.21	-3.14	0.09	1.02	-32.28	-32.57	-32.08	-34.43	-36.64
940	-2.97	-3.30	-3.14	0.18	1.08	-32.05	-32.38	-32.04	-34.24	-36.54
955	-2.88	-3.41	-3.15	0.28	1.13	-31.78	-32.20	-31.92	-33.97	-36.22
970	-2.78	-3.53	-3.17	0.38	1.18	-31.63	-32.08	-31.71	-33.66	-35.63
985	-2.69	-3.65	-3.20	0.50	1.23	-31.48	-31.92	-31.40	-33.35	-35.17
1000	-2.59	-3.80	-3.24	0.62	1.28	-31.29	-31.70	-31.11	-32.93	-34.72

* Total loss is the loss from Sum to each coupled port including the 3 dB theoretical split.

2-Way 90° Power Splitter/Combiner QCH-13+

Typical Performance Data

Test Conditions: Input Power = +5 dbm, Temperature = -55°C, Configuration D.

Freq. (MHz)	Total Loss* (dB)			Amp. Unb. (±dB)	Ph. Unb. (deg)	Isolation (dB)	Return Loss (dB)			
	Sum-Port 1	Sum-Port 2	Average	Half P-P	Rel. to 90°	Port1-Port2	Sum	Port 1	Port 2	Iso
400	-2.65	-3.54	-3.12	0.44	-0.10	-32.89	-38.47	-35.17	-39.42	-34.63
415	-2.75	-3.42	-3.10	0.33	-0.11	-33.00	-38.21	-34.85	-38.67	-34.47
430	-2.85	-3.31	-3.09	0.23	-0.11	-32.95	-38.04	-34.62	-38.17	-34.35
445	-2.94	-3.21	-3.08	0.13	-0.11	-33.14	-37.43	-34.38	-37.62	-34.19
460	-3.02	-3.12	-3.07	0.04	-0.10	-33.18	-36.92	-34.15	-37.17	-34.10
475	-3.11	-3.04	-3.08	0.04	-0.10	-33.08	-36.39	-34.04	-36.75	-34.11
490	-3.19	-2.97	-3.08	0.12	-0.10	-33.07	-36.01	-34.09	-36.44	-34.16
505	-3.26	-2.91	-3.09	0.19	-0.10	-33.17	-35.76	-34.18	-36.20	-34.26
520	-3.33	-2.85	-3.10	0.25	-0.10	-33.13	-35.55	-34.39	-36.02	-34.37
535	-3.39	-2.80	-3.11	0.31	-0.09	-33.05	-35.40	-34.47	-35.86	-34.54
550	-3.44	-2.75	-3.11	0.36	-0.08	-33.20	-35.18	-34.61	-35.77	-34.76
565	-3.49	-2.71	-3.12	0.40	-0.07	-33.30	-35.12	-34.79	-35.58	-35.00
580	-3.54	-2.68	-3.13	0.44	-0.06	-33.36	-35.06	-35.08	-35.39	-35.32
595	-3.58	-2.65	-3.14	0.48	-0.04	-33.57	-35.17	-35.54	-35.23	-35.81
610	-3.61	-2.62	-3.14	0.51	-0.03	-33.85	-35.31	-36.01	-35.02	-36.14
625	-3.64	-2.60	-3.15	0.53	-0.02	-34.00	-35.45	-36.37	-34.85	-36.68
640	-3.66	-2.59	-3.16	0.55	-0.01	-34.28	-35.44	-36.43	-34.58	-37.02
655	-3.68	-2.57	-3.16	0.56	0.01	-34.48	-35.41	-36.32	-34.24	-37.17
670	-3.69	-2.57	-3.17	0.57	0.02	-34.47	-35.37	-35.95	-33.93	-37.19
685	-3.70	-2.57	-3.17	0.58	0.03	-34.43	-35.29	-35.64	-33.66	-36.89
700	-3.70	-2.57	-3.17	0.58	0.05	-34.30	-35.26	-35.25	-33.35	-36.49
715	-3.70	-2.58	-3.18	0.57	0.06	-34.07	-35.20	-34.92	-33.22	-35.98
730	-3.69	-2.59	-3.17	0.56	0.08	-33.87	-35.10	-34.63	-33.08	-35.63
745	-3.67	-2.61	-3.17	0.54	0.09	-33.74	-35.01	-34.37	-32.83	-35.22
760	-3.65	-2.63	-3.17	0.52	0.10	-33.62	-34.98	-34.17	-32.60	-35.03
775	-3.62	-2.65	-3.16	0.50	0.11	-33.55	-35.03	-33.99	-32.41	-34.74
790	-3.59	-2.69	-3.16	0.46	0.13	-33.47	-35.19	-33.95	-32.24	-34.43
805	-3.55	-2.72	-3.15	0.43	0.16	-33.22	-35.33	-33.86	-32.12	-34.13
820	-3.51	-2.76	-3.15	0.38	0.18	-33.02	-35.61	-33.96	-32.06	-33.74
835	-3.45	-2.81	-3.14	0.34	0.19	-32.80	-35.74	-34.15	-32.06	-33.53
850	-3.40	-2.86	-3.14	0.28	0.21	-32.66	-35.76	-34.33	-32.04	-33.36
865	-3.34	-2.92	-3.14	0.22	0.24	-32.56	-35.93	-34.45	-32.04	-33.30
880	-3.27	-2.99	-3.13	0.16	0.27	-32.55	-36.11	-34.56	-32.06	-33.25
895	-3.20	-3.06	-3.13	0.08	0.29	-32.42	-36.27	-34.59	-32.02	-33.07
910	-3.13	-3.14	-3.14	0.01	0.31	-32.34	-36.48	-34.52	-31.99	-32.87
925	-3.05	-3.23	-3.14	0.08	0.35	-32.19	-36.64	-34.43	-32.08	-32.57
940	-2.96	-3.33	-3.15	0.17	0.39	-32.07	-36.54	-34.24	-32.04	-32.38
955	-2.87	-3.43	-3.16	0.27	0.42	-31.80	-36.22	-33.97	-31.92	-32.20
970	-2.78	-3.55	-3.18	0.38	0.46	-31.55	-35.63	-33.66	-31.71	-32.08
985	-2.68	-3.68	-3.21	0.49	0.49	-31.51	-35.17	-33.35	-31.40	-31.92
1000	-2.58	-3.82	-3.24	0.61	0.53	-31.24	-34.72	-32.93	-31.11	-31.70

* Total loss is the loss from Sum to each coupled port including the 3 dB theoretical split.

2-Way 90° Power Splitter/Combiner QCH-13+

Typical Performance Data

Test Conditions: Input Power = +5 dbm, Temperature = +25°C, Configuration A.

Freq. (MHz)	Total Loss* (dB)			Amp. Unb. (±dB)	Ph. Unb. (deg)	Isolation (dB)	Return Loss (dB)			
	Sum-Port 1	Sum-Port 2	Average	Half P-P	Rel. to 90°	Port1-Port2	Sum	Port 1	Port 2	Iso
400	-2.65	-3.57	-3.13	0.46	-0.11	-36.33	-43.67	-38.76	-45.66	-39.47
415	-2.75	-3.45	-3.11	0.35	-0.11	-36.39	-43.30	-38.58	-45.08	-39.19
430	-2.85	-3.34	-3.10	0.25	-0.11	-36.17	-43.29	-38.46	-44.89	-38.83
445	-2.94	-3.24	-3.09	0.15	-0.10	-36.15	-43.14	-38.07	-43.71	-38.37
460	-3.03	-3.15	-3.09	0.06	-0.08	-36.18	-42.59	-37.70	-42.94	-37.91
475	-3.11	-3.07	-3.09	0.02	-0.07	-35.95	-41.87	-37.32	-42.17	-37.54
490	-3.19	-3.00	-3.10	0.10	-0.07	-35.83	-41.25	-37.02	-41.72	-37.36
505	-3.26	-2.93	-3.10	0.17	-0.06	-36.00	-41.07	-36.89	-41.61	-37.24
520	-3.33	-2.87	-3.11	0.23	-0.05	-36.04	-41.19	-36.72	-41.55	-37.14
535	-3.39	-2.82	-3.11	0.29	-0.04	-35.99	-41.42	-36.47	-41.37	-36.82
550	-3.44	-2.77	-3.12	0.34	-0.03	-36.06	-41.41	-36.13	-40.97	-36.36
565	-3.49	-2.73	-3.13	0.38	-0.02	-35.93	-41.11	-35.68	-40.61	-35.89
580	-3.54	-2.70	-3.14	0.42	0.00	-35.70	-40.54	-35.29	-40.16	-35.58
595	-3.58	-2.67	-3.15	0.46	0.01	-35.68	-40.05	-35.17	-39.89	-35.52
610	-3.62	-2.65	-3.16	0.49	0.02	-35.79	-39.69	-35.09	-39.82	-35.55
625	-3.65	-2.63	-3.17	0.51	0.03	-35.70	-39.69	-35.34	-39.80	-35.69
640	-3.67	-2.61	-3.17	0.53	0.04	-35.54	-39.74	-35.44	-39.61	-35.67
655	-3.68	-2.60	-3.17	0.54	0.05	-35.49	-39.66	-35.38	-39.54	-35.55
670	-3.70	-2.60	-3.18	0.55	0.06	-35.39	-39.46	-35.20	-39.37	-35.31
685	-3.70	-2.60	-3.18	0.56	0.07	-35.25	-39.14	-34.83	-39.12	-35.09
700	-3.70	-2.60	-3.18	0.55	0.08	-35.19	-38.77	-34.60	-38.95	-34.95
715	-3.70	-2.61	-3.19	0.55	0.10	-35.09	-38.81	-34.45	-38.84	-34.91
730	-3.69	-2.62	-3.19	0.54	0.11	-34.97	-38.90	-34.51	-38.72	-34.98
745	-3.67	-2.64	-3.19	0.52	0.12	-34.82	-38.81	-34.53	-38.72	-35.04
760	-3.65	-2.66	-3.18	0.50	0.13	-34.74	-38.72	-34.65	-38.68	-35.15
775	-3.62	-2.69	-3.18	0.47	0.16	-34.62	-38.48	-34.68	-38.56	-35.13
790	-3.59	-2.72	-3.18	0.44	0.18	-34.50	-38.07	-34.58	-38.30	-35.09
805	-3.55	-2.76	-3.17	0.40	0.21	-34.25	-37.76	-34.51	-38.01	-35.02
820	-3.50	-2.80	-3.16	0.36	0.23	-34.00	-37.56	-34.37	-37.95	-35.17
835	-3.45	-2.84	-3.16	0.31	0.25	-33.92	-37.57	-34.41	-37.82	-35.39
850	-3.40	-2.90	-3.16	0.25	0.27	-33.75	-37.54	-34.45	-37.57	-35.55
865	-3.34	-2.96	-3.15	0.19	0.29	-33.55	-37.44	-34.50	-37.41	-35.65
880	-3.28	-3.03	-3.16	0.13	0.32	-33.45	-37.25	-34.58	-37.38	-35.81
895	-3.21	-3.10	-3.16	0.05	0.35	-33.26	-36.86	-34.48	-37.12	-35.85
910	-3.13	-3.19	-3.16	0.03	0.39	-33.02	-36.45	-34.31	-36.84	-35.77
925	-3.05	-3.28	-3.17	0.11	0.42	-32.89	-36.23	-34.09	-36.58	-35.64
940	-2.96	-3.37	-3.17	0.21	0.45	-32.68	-35.97	-34.01	-36.17	-35.51
955	-2.88	-3.48	-3.19	0.31	0.49	-32.34	-35.62	-33.85	-35.77	-35.38
970	-2.78	-3.60	-3.21	0.41	0.53	-32.23	-35.18	-33.70	-35.22	-35.22
985	-2.68	-3.74	-3.24	0.53	0.58	-31.94	-34.57	-33.46	-34.76	-35.03
1000	-2.58	-3.88	-3.28	0.65	0.63	-31.71	-34.09	-33.19	-34.29	-34.66

* Total loss is the loss from Sum to each coupled port including the 3 dB theoretical split.

2-Way 90° Power Splitter/Combiner QCH-13+

Typical Performance Data

Test Conditions: Input Power = +5 dbm, Temperature = +25°C, Configuration B.

Freq. (MHz)	Total Loss* (dB)			Amp. Unb. (±dB)	Ph. Unb. (deg)	Isolation (dB)	Return Loss (dB)			
	Sum-Port 1	Sum-Port 2	Average	Half P-P	Rel. to 90°	Port1-Port2	Sum	Port 1	Port 2	Iso
400	-2.67	-3.56	-3.14	0.45	0.20	-36.12	-39.47	-45.66	-38.76	-43.67
415	-2.77	-3.44	-3.12	0.34	0.21	-36.25	-39.19	-45.08	-38.58	-43.30
430	-2.86	-3.34	-3.11	0.24	0.23	-36.43	-38.83	-44.89	-38.46	-43.29
445	-2.95	-3.24	-3.10	0.14	0.25	-36.67	-38.37	-43.71	-38.07	-43.14
460	-3.04	-3.15	-3.10	0.06	0.27	-36.58	-37.91	-42.94	-37.70	-42.59
475	-3.12	-3.07	-3.10	0.03	0.29	-36.40	-37.54	-42.17	-37.32	-41.87
490	-3.20	-2.99	-3.10	0.11	0.32	-36.33	-37.36	-41.72	-37.02	-41.25
505	-3.28	-2.93	-3.11	0.18	0.34	-36.35	-37.24	-41.61	-36.89	-41.07
520	-3.34	-2.87	-3.11	0.24	0.35	-36.39	-37.14	-41.55	-36.72	-41.19
535	-3.40	-2.82	-3.12	0.30	0.37	-36.36	-36.82	-41.37	-36.47	-41.42
550	-3.46	-2.77	-3.13	0.35	0.39	-36.26	-36.36	-40.97	-36.13	-41.41
565	-3.51	-2.73	-3.14	0.39	0.41	-36.03	-35.89	-40.61	-35.68	-41.11
580	-3.56	-2.70	-3.15	0.43	0.44	-35.82	-35.58	-40.16	-35.29	-40.54
595	-3.60	-2.67	-3.16	0.47	0.47	-35.61	-35.52	-39.89	-35.17	-40.05
610	-3.63	-2.64	-3.16	0.50	0.49	-35.42	-35.55	-39.82	-35.09	-39.69
625	-3.66	-2.63	-3.18	0.52	0.51	-35.36	-35.69	-39.80	-35.34	-39.69
640	-3.68	-2.61	-3.18	0.54	0.53	-35.15	-35.67	-39.61	-35.44	-39.74
655	-3.70	-2.60	-3.18	0.55	0.55	-35.12	-35.55	-39.54	-35.38	-39.66
670	-3.71	-2.60	-3.19	0.56	0.58	-34.96	-35.31	-39.37	-35.20	-39.46
685	-3.72	-2.60	-3.20	0.56	0.62	-35.09	-35.09	-39.12	-34.83	-39.14
700	-3.72	-2.60	-3.20	0.56	0.66	-35.09	-34.95	-38.95	-34.60	-38.77
715	-3.71	-2.61	-3.19	0.56	0.70	-35.01	-34.91	-38.84	-34.45	-38.81
730	-3.70	-2.62	-3.19	0.54	0.72	-34.93	-34.98	-38.72	-34.51	-38.90
745	-3.69	-2.63	-3.19	0.53	0.75	-34.96	-35.04	-38.72	-34.53	-38.81
760	-3.66	-2.65	-3.18	0.51	0.78	-34.80	-35.15	-38.68	-34.65	-38.72
775	-3.64	-2.68	-3.19	0.48	0.81	-34.77	-35.13	-38.56	-34.68	-38.48
790	-3.60	-2.71	-3.18	0.45	0.84	-34.57	-35.09	-38.30	-34.58	-38.07
805	-3.57	-2.75	-3.18	0.41	0.88	-34.25	-35.02	-38.01	-34.51	-37.76
820	-3.52	-2.79	-3.17	0.37	0.91	-34.10	-35.17	-37.95	-34.37	-37.56
835	-3.47	-2.84	-3.17	0.32	0.95	-33.95	-35.39	-37.82	-34.41	-37.57
850	-3.42	-2.89	-3.16	0.26	0.98	-33.77	-35.55	-37.57	-34.45	-37.54
865	-3.36	-2.96	-3.16	0.20	1.01	-33.56	-35.65	-37.41	-34.50	-37.44
880	-3.29	-3.03	-3.16	0.13	1.06	-33.47	-35.81	-37.38	-34.58	-37.25
895	-3.22	-3.10	-3.16	0.06	1.11	-33.34	-35.85	-37.12	-34.48	-36.86
910	-3.15	-3.18	-3.17	0.02	1.17	-33.13	-35.77	-36.84	-34.31	-36.45
925	-3.07	-3.27	-3.17	0.11	1.23	-32.87	-35.64	-36.58	-34.09	-36.23
940	-2.98	-3.37	-3.18	0.20	1.29	-32.61	-35.51	-36.17	-34.01	-35.97
955	-2.89	-3.48	-3.20	0.30	1.35	-32.25	-35.38	-35.77	-33.85	-35.62
970	-2.80	-3.60	-3.22	0.41	1.42	-32.16	-35.22	-35.22	-33.70	-35.18
985	-2.70	-3.73	-3.25	0.52	1.48	-31.92	-35.03	-34.76	-33.46	-34.57
1000	-2.60	-3.88	-3.29	0.64	1.54	-31.60	-34.66	-34.29	-33.19	-34.09

* Total loss is the loss from Sum to each coupled port including the 3 dB theoretical split.

2-Way 90° Power Splitter/Combiner QCH-13+

Typical Performance Data

Test Conditions: Input Power = +5 dbm, Temperature = +25°C, Configuration C.

Freq. (MHz)	Total Loss* (dB)			Amp. Unb. (±dB)	Ph. Unb. (deg)	Isolation (dB)	Return Loss (dB)			
	Sum-Port 1	Sum-Port 2	Average	Half P-P	Rel. to 90°	Port1-Port2	Sum	Port 1	Port 2	Iso
400	-2.66	-3.56	-3.13	0.46	0.07	-36.13	-38.76	-43.67	-39.47	-45.66
415	-2.76	-3.44	-3.11	0.35	0.08	-36.32	-38.58	-43.30	-39.19	-45.08
430	-2.86	-3.33	-3.10	0.25	0.09	-36.32	-38.46	-43.29	-38.83	-44.89
445	-2.95	-3.23	-3.09	0.15	0.11	-36.32	-38.07	-43.14	-38.37	-43.71
460	-3.04	-3.14	-3.09	0.06	0.13	-36.32	-37.70	-42.59	-37.91	-42.94
475	-3.12	-3.06	-3.09	0.02	0.15	-36.09	-37.32	-41.87	-37.54	-42.17
490	-3.20	-2.99	-3.10	0.10	0.16	-36.06	-37.02	-41.25	-37.36	-41.72
505	-3.27	-2.93	-3.10	0.17	0.19	-36.08	-36.89	-41.07	-37.24	-41.61
520	-3.34	-2.87	-3.11	0.23	0.20	-36.14	-36.72	-41.19	-37.14	-41.55
535	-3.40	-2.81	-3.12	0.29	0.22	-35.99	-36.47	-41.42	-36.82	-41.37
550	-3.46	-2.77	-3.13	0.34	0.24	-35.94	-36.13	-41.41	-36.36	-40.97
565	-3.51	-2.73	-3.14	0.38	0.25	-35.76	-35.68	-41.11	-35.89	-40.61
580	-3.55	-2.69	-3.14	0.42	0.27	-35.58	-35.29	-40.54	-35.58	-40.16
595	-3.59	-2.67	-3.15	0.46	0.29	-35.54	-35.17	-40.05	-35.52	-39.89
610	-3.63	-2.64	-3.16	0.49	0.31	-35.56	-35.09	-39.69	-35.55	-39.82
625	-3.66	-2.62	-3.17	0.51	0.32	-35.58	-35.34	-39.69	-35.69	-39.80
640	-3.68	-2.61	-3.18	0.53	0.34	-35.56	-35.44	-39.74	-35.67	-39.61
655	-3.70	-2.60	-3.18	0.54	0.35	-35.66	-35.38	-39.66	-35.55	-39.54
670	-3.71	-2.59	-3.19	0.55	0.38	-35.41	-35.20	-39.46	-35.31	-39.37
685	-3.72	-2.59	-3.19	0.56	0.41	-35.28	-34.83	-39.14	-35.09	-39.12
700	-3.72	-2.60	-3.20	0.56	0.43	-35.12	-34.60	-38.77	-34.95	-38.95
715	-3.72	-2.61	-3.20	0.55	0.46	-34.90	-34.45	-38.81	-34.91	-38.84
730	-3.70	-2.62	-3.19	0.54	0.48	-34.70	-34.51	-38.90	-34.98	-38.72
745	-3.69	-2.63	-3.19	0.52	0.50	-34.62	-34.53	-38.81	-35.04	-38.72
760	-3.66	-2.65	-3.18	0.50	0.52	-34.50	-34.65	-38.72	-35.15	-38.68
775	-3.63	-2.68	-3.18	0.47	0.55	-34.37	-34.68	-38.48	-35.13	-38.56
790	-3.60	-2.71	-3.18	0.44	0.58	-34.33	-34.58	-38.07	-35.09	-38.30
805	-3.56	-2.75	-3.17	0.40	0.61	-34.01	-34.51	-37.76	-35.02	-38.01
820	-3.52	-2.79	-3.17	0.36	0.64	-33.76	-34.37	-37.56	-35.17	-37.95
835	-3.47	-2.84	-3.17	0.31	0.68	-33.51	-34.41	-37.57	-35.39	-37.82
850	-3.42	-2.89	-3.16	0.25	0.72	-33.29	-34.45	-37.54	-35.55	-37.57
865	-3.36	-2.95	-3.16	0.19	0.75	-33.08	-34.50	-37.44	-35.65	-37.41
880	-3.29	-3.02	-3.16	0.13	0.78	-33.00	-34.58	-37.25	-35.81	-37.38
895	-3.22	-3.10	-3.16	0.05	0.83	-32.83	-34.48	-36.86	-35.85	-37.12
910	-3.15	-3.18	-3.17	0.03	0.88	-32.63	-34.31	-36.45	-35.77	-36.84
925	-3.07	-3.27	-3.17	0.11	0.93	-32.42	-34.09	-36.23	-35.64	-36.58
940	-2.98	-3.37	-3.18	0.21	0.99	-32.09	-34.01	-35.97	-35.51	-36.17
955	-2.89	-3.48	-3.20	0.31	1.04	-31.72	-33.85	-35.62	-35.38	-35.77
970	-2.80	-3.60	-3.22	0.41	1.10	-31.48	-33.70	-35.18	-35.22	-35.22
985	-2.70	-3.73	-3.25	0.53	1.16	-31.26	-33.46	-34.57	-35.03	-34.76
1000	-2.60	-3.88	-3.29	0.65	1.22	-31.03	-33.19	-34.09	-34.66	-34.29

* Total loss is the loss from Sum to each coupled port including the 3 dB theoretical split.

2-Way 90° Power Splitter/Combiner QCH-13+

Typical Performance Data

Test Conditions: Input Power = +5 dbm, Temperature = +25°C, Configuration D.

Freq. (MHz)	Total Loss* (dB)			Amp. Unb. (±dB)	Ph. Unb. (deg)	Isolation (dB)	Return Loss (dB)			
	Sum-Port 1	Sum-Port 2	Average	Half P-P	Rel. to 90°	Port1-Port2	Sum	Port 1	Port 2	Iso
400	-2.67	-3.58	-3.15	0.45	0.02	-36.22	-45.66	-39.47	-43.67	-38.76
415	-2.77	-3.46	-3.13	0.34	0.02	-36.32	-45.08	-39.19	-43.30	-38.58
430	-2.86	-3.35	-3.11	0.24	0.03	-36.19	-44.89	-38.83	-43.29	-38.46
445	-2.95	-3.25	-3.10	0.14	0.04	-36.37	-43.71	-38.37	-43.14	-38.07
460	-3.04	-3.16	-3.10	0.06	0.06	-36.28	-42.94	-37.91	-42.59	-37.70
475	-3.12	-3.08	-3.10	0.03	0.07	-36.03	-42.17	-37.54	-41.87	-37.32
490	-3.20	-3.01	-3.11	0.11	0.08	-35.97	-41.72	-37.36	-41.25	-37.02
505	-3.27	-2.95	-3.11	0.17	0.09	-36.12	-41.61	-37.24	-41.07	-36.89
520	-3.34	-2.89	-3.12	0.24	0.10	-36.06	-41.55	-37.14	-41.19	-36.72
535	-3.40	-2.83	-3.12	0.29	0.11	-35.85	-41.37	-36.82	-41.42	-36.47
550	-3.46	-2.79	-3.14	0.34	0.13	-35.81	-40.97	-36.36	-41.41	-36.13
565	-3.51	-2.75	-3.15	0.39	0.15	-35.64	-40.61	-35.89	-41.11	-35.68
580	-3.55	-2.71	-3.15	0.43	0.17	-35.38	-40.16	-35.58	-40.54	-35.29
595	-3.59	-2.69	-3.16	0.47	0.19	-35.30	-39.89	-35.52	-40.05	-35.17
610	-3.63	-2.66	-3.17	0.50	0.20	-35.40	-39.82	-35.55	-39.69	-35.09
625	-3.66	-2.64	-3.18	0.52	0.21	-35.35	-39.80	-35.69	-39.69	-35.34
640	-3.68	-2.63	-3.19	0.54	0.23	-35.44	-39.61	-35.67	-39.74	-35.44
655	-3.70	-2.62	-3.19	0.55	0.25	-35.44	-39.54	-35.55	-39.66	-35.38
670	-3.71	-2.61	-3.19	0.56	0.27	-35.25	-39.37	-35.31	-39.46	-35.20
685	-3.71	-2.61	-3.19	0.56	0.28	-35.05	-39.12	-35.09	-39.14	-34.83
700	-3.72	-2.61	-3.20	0.56	0.31	-34.81	-38.95	-34.95	-38.77	-34.60
715	-3.71	-2.62	-3.20	0.56	0.33	-34.55	-38.84	-34.91	-38.81	-34.45
730	-3.70	-2.64	-3.20	0.54	0.35	-34.36	-38.72	-34.98	-38.90	-34.51
745	-3.68	-2.65	-3.20	0.53	0.36	-34.28	-38.72	-35.04	-38.81	-34.53
760	-3.66	-2.67	-3.19	0.51	0.39	-34.21	-38.68	-35.15	-38.72	-34.65
775	-3.63	-2.70	-3.19	0.48	0.41	-34.15	-38.56	-35.13	-38.48	-34.68
790	-3.60	-2.73	-3.19	0.45	0.44	-34.06	-38.30	-35.09	-38.07	-34.58
805	-3.56	-2.77	-3.18	0.41	0.47	-33.80	-38.01	-35.02	-37.76	-34.51
820	-3.52	-2.81	-3.18	0.36	0.49	-33.58	-37.95	-35.17	-37.56	-34.37
835	-3.47	-2.86	-3.18	0.32	0.51	-33.33	-37.82	-35.39	-37.57	-34.41
850	-3.41	-2.91	-3.17	0.26	0.54	-33.14	-37.57	-35.55	-37.54	-34.45
865	-3.35	-2.97	-3.16	0.20	0.56	-32.98	-37.41	-35.65	-37.44	-34.50
880	-3.29	-3.04	-3.17	0.13	0.60	-32.92	-37.38	-35.81	-37.25	-34.58
895	-3.22	-3.12	-3.17	0.06	0.64	-32.73	-37.12	-35.85	-36.86	-34.48
910	-3.14	-3.20	-3.17	0.02	0.67	-32.57	-36.84	-35.77	-36.45	-34.31
925	-3.06	-3.29	-3.18	0.11	0.71	-32.34	-36.58	-35.64	-36.23	-34.09
940	-2.98	-3.39	-3.19	0.20	0.76	-32.12	-36.17	-35.51	-35.97	-34.01
955	-2.89	-3.50	-3.21	0.30	0.80	-31.75	-35.77	-35.38	-35.62	-33.85
970	-2.79	-3.62	-3.22	0.41	0.85	-31.41	-35.22	-35.22	-35.18	-33.70
985	-2.70	-3.75	-3.26	0.52	0.90	-31.29	-34.76	-35.03	-34.57	-33.46
1000	-2.60	-3.90	-3.30	0.64	0.95	-30.99	-34.29	-34.66	-34.09	-33.19

* Total loss is the loss from Sum to each coupled port including the 3 dB theoretical split.

2-Way 90° Power Splitter/Combiner QCH-13+

Typical Performance Data

Test Conditions: Input Power = +5 dbm, Temperature = +105°C, Configuration A.

Freq. (MHz)	Total Loss* (dB)			Amp. Unb. (±dB)	Ph. Unb. (deg)	Isolation (dB)	Return Loss (dB)			
	Sum-Port 1	Sum-Port 2	Average	Half P-P	Rel. to 90°	Port1-Port2	Sum	Port 1	Port 2	Iso
400	-2.66	-3.57	-3.14	0.46	-0.15	-38.40	-42.68	-40.89	-50.26	-43.57
415	-2.76	-3.45	-3.12	0.35	-0.15	-38.51	-43.16	-41.48	-53.75	-43.76
430	-2.86	-3.34	-3.11	0.25	-0.14	-38.27	-44.53	-42.82	-55.80	-43.59
445	-2.95	-3.24	-3.10	0.15	-0.13	-38.25	-46.56	-43.14	-59.76	-42.41
460	-3.03	-3.15	-3.09	0.06	-0.11	-38.03	-46.69	-42.32	-54.95	-40.98
475	-3.12	-3.07	-3.10	0.02	-0.10	-37.39	-45.03	-40.97	-50.94	-39.88
490	-3.20	-3.00	-3.10	0.10	-0.10	-36.97	-43.18	-39.91	-48.82	-39.41
505	-3.27	-2.94	-3.11	0.17	-0.09	-37.04	-42.39	-39.47	-48.41	-39.41
520	-3.34	-2.88	-3.12	0.23	-0.08	-37.01	-42.29	-39.38	-48.04	-39.59
535	-3.40	-2.83	-3.12	0.29	-0.07	-37.01	-42.98	-39.48	-47.16	-39.51
550	-3.45	-2.78	-3.13	0.34	-0.06	-37.10	-43.49	-39.12	-45.36	-39.05
565	-3.50	-2.74	-3.14	0.38	-0.05	-36.83	-43.13	-38.35	-44.01	-38.28
580	-3.55	-2.71	-3.15	0.42	-0.05	-36.50	-41.97	-37.52	-43.04	-37.76
595	-3.59	-2.68	-3.16	0.46	-0.03	-36.41	-40.93	-37.07	-42.87	-37.75
610	-3.63	-2.66	-3.17	0.49	-0.02	-36.57	-40.45	-36.98	-43.17	-38.12
625	-3.66	-2.64	-3.18	0.51	-0.01	-36.56	-40.83	-37.55	-43.82	-38.86
640	-3.68	-2.62	-3.18	0.53	0.00	-36.57	-41.72	-38.19	-43.95	-39.43
655	-3.69	-2.61	-3.18	0.54	0.01	-36.72	-42.82	-38.50	-43.94	-39.68
670	-3.71	-2.61	-3.19	0.55	0.03	-36.75	-43.36	-38.45	-43.63	-39.39
685	-3.71	-2.61	-3.19	0.55	0.04	-36.79	-43.09	-37.87	-43.35	-39.08
700	-3.71	-2.61	-3.19	0.55	0.05	-36.96	-42.57	-37.46	-43.57	-38.82
715	-3.71	-2.62	-3.20	0.55	0.07	-37.02	-43.05	-37.36	-43.97	-38.88
730	-3.70	-2.64	-3.20	0.53	0.08	-37.01	-43.94	-37.71	-44.34	-39.23
745	-3.68	-2.65	-3.20	0.52	0.09	-36.96	-45.22	-38.06	-44.74	-39.48
760	-3.66	-2.67	-3.19	0.49	0.10	-37.05	-46.41	-38.40	-44.74	-39.45
775	-3.63	-2.70	-3.19	0.47	0.13	-37.04	-46.22	-38.21	-44.46	-39.00
790	-3.60	-2.73	-3.19	0.43	0.16	-37.05	-45.16	-37.75	-44.07	-38.43
805	-3.56	-2.77	-3.18	0.40	0.19	-36.75	-44.32	-37.30	-43.63	-37.96
820	-3.51	-2.81	-3.17	0.35	0.21	-36.34	-44.12	-36.99	-43.89	-37.96
835	-3.46	-2.86	-3.17	0.30	0.23	-36.18	-44.68	-37.05	-44.00	-38.23
850	-3.41	-2.92	-3.17	0.25	0.26	-36.00	-45.08	-37.23	-43.70	-38.47
865	-3.35	-2.98	-3.17	0.19	0.28	-35.84	-45.02	-37.41	-43.25	-38.55
880	-3.28	-3.05	-3.17	0.12	0.32	-35.68	-44.22	-37.47	-42.82	-38.46
895	-3.21	-3.12	-3.17	0.05	0.35	-35.35	-42.98	-37.03	-42.13	-38.23
910	-3.14	-3.21	-3.18	0.04	0.39	-34.91	-42.17	-36.51	-41.81	-37.94
925	-3.06	-3.30	-3.18	0.12	0.42	-34.65	-41.93	-36.24	-41.55	-37.77
940	-2.97	-3.40	-3.19	0.21	0.45	-34.30	-41.65	-36.23	-40.99	-37.79
955	-2.89	-3.51	-3.21	0.31	0.48	-33.84	-41.19	-36.25	-40.36	-37.89
970	-2.79	-3.63	-3.23	0.42	0.53	-33.69	-40.31	-36.30	-39.41	-38.06
985	-2.69	-3.76	-3.26	0.54	0.57	-33.32	-38.98	-36.15	-38.70	-38.13
1000	-2.59	-3.91	-3.30	0.66	0.62	-33.00	-37.98	-35.94	-38.04	-37.90

* Total loss is the loss from Sum to each coupled port including the 3 dB theoretical split.

NOTES:
A. Performance and quality attributes and conditions not expressly stated in this specification document are intended to be excluded and do not form a part of this specification document.
B. Electrical specifications and performance data contained in this specification document are based on Mini-Circuit's applicable established test performance criteria and measurement instructions.
C. The parts covered by this specification document are subject to Mini-Circuits standard limited warranty and terms and conditions (collectively, "Standard Terms"); Purchasers of this part are entitled to the rights and benefits contained therein. For a full statement of the Standard Terms and the exclusive rights and remedies thereunder, please visit Mini-Circuits' website at https://www.minicircuits.com/terms/viewterm.html

2-Way 90° Power Splitter/Combiner QCH-13+

Typical Performance Data

Test Conditions: Input Power = +5 dbm, Temperature = +105°C, Configuration B.

Freq. (MHz)	Total Loss* (dB)			Amp. Unb. (±dB)	Ph. Unb. (deg)	Isolation (dB)	Return Loss (dB)			
	Sum-Port 1	Sum-Port 2	Average	Half P-P	Rel. to 90°	Port1-Port2	Sum	Port 1	Port 2	Iso
400	-2.69	-3.58	-3.16	0.45	0.26	-38.37	-43.57	-50.26	-40.89	-42.68
415	-2.79	-3.46	-3.14	0.34	0.28	-38.55	-43.76	-53.75	-41.48	-43.16
430	-2.89	-3.35	-3.13	0.23	0.30	-38.76	-43.59	-55.80	-42.82	-44.53
445	-2.98	-3.25	-3.12	0.14	0.33	-38.98	-42.41	-59.76	-43.14	-46.56
460	-3.06	-3.16	-3.11	0.05	0.35	-38.58	-40.98	-54.95	-42.32	-46.69
475	-3.15	-3.08	-3.12	0.04	0.38	-37.96	-39.88	-50.94	-40.97	-45.03
490	-3.23	-3.01	-3.12	0.11	0.40	-37.58	-39.41	-48.82	-39.91	-43.18
505	-3.30	-2.95	-3.13	0.18	0.43	-37.46	-39.41	-48.41	-39.47	-42.39
520	-3.37	-2.89	-3.14	0.24	0.44	-37.48	-39.59	-48.04	-39.38	-42.29
535	-3.43	-2.83	-3.14	0.30	0.46	-37.45	-39.51	-47.16	-39.48	-42.98
550	-3.48	-2.79	-3.15	0.35	0.49	-37.33	-39.05	-45.36	-39.12	-43.49
565	-3.53	-2.75	-3.16	0.40	0.51	-36.96	-38.28	-44.01	-38.35	-43.13
580	-3.58	-2.72	-3.17	0.44	0.54	-36.65	-37.76	-43.04	-37.52	-41.97
595	-3.62	-2.69	-3.18	0.47	0.58	-36.31	-37.75	-42.87	-37.07	-40.93
610	-3.66	-2.67	-3.19	0.50	0.60	-36.17	-38.12	-43.17	-36.98	-40.45
625	-3.68	-2.65	-3.20	0.52	0.63	-36.18	-38.86	-43.82	-37.55	-40.83
640	-3.71	-2.63	-3.20	0.54	0.65	-36.11	-39.43	-43.95	-38.19	-41.72
655	-3.72	-2.62	-3.20	0.55	0.68	-36.29	-39.68	-43.94	-38.50	-42.82
670	-3.73	-2.62	-3.21	0.56	0.72	-36.28	-39.39	-43.63	-38.45	-43.36
685	-3.74	-2.62	-3.22	0.56	0.76	-36.57	-39.08	-43.35	-37.87	-43.09
700	-3.74	-2.62	-3.22	0.56	0.80	-36.77	-38.82	-43.57	-37.46	-42.57
715	-3.74	-2.63	-3.22	0.56	0.85	-36.87	-38.88	-43.97	-37.36	-43.05
730	-3.73	-2.64	-3.22	0.54	0.88	-36.88	-39.23	-44.34	-37.71	-43.94
745	-3.71	-2.66	-3.22	0.53	0.92	-37.08	-39.48	-44.74	-38.06	-45.22
760	-3.69	-2.68	-3.21	0.51	0.95	-37.04	-39.45	-44.74	-38.40	-46.41
775	-3.66	-2.71	-3.21	0.48	0.98	-37.19	-39.00	-44.46	-38.21	-46.22
790	-3.63	-2.74	-3.21	0.45	1.02	-37.08	-38.43	-44.07	-37.75	-45.16
805	-3.59	-2.78	-3.20	0.41	1.06	-36.70	-37.96	-43.63	-37.30	-44.32
820	-3.55	-2.82	-3.20	0.37	1.10	-36.42	-37.96	-43.89	-36.99	-44.12
835	-3.50	-2.87	-3.20	0.32	1.14	-36.17	-38.23	-44.00	-37.05	-44.68
850	-3.44	-2.93	-3.19	0.26	1.18	-35.98	-38.47	-43.70	-37.23	-45.08
865	-3.38	-2.99	-3.19	0.20	1.22	-35.82	-38.55	-43.25	-37.41	-45.02
880	-3.31	-3.06	-3.19	0.13	1.28	-35.67	-38.46	-42.82	-37.47	-44.22
895	-3.25	-3.13	-3.19	0.06	1.33	-35.40	-38.23	-42.13	-37.03	-42.98
910	-3.17	-3.22	-3.20	0.03	1.38	-35.03	-37.94	-41.81	-36.51	-42.17
925	-3.09	-3.31	-3.20	0.11	1.45	-34.60	-37.77	-41.55	-36.24	-41.93
940	-3.00	-3.41	-3.21	0.20	1.52	-34.20	-37.79	-40.99	-36.23	-41.65
955	-2.92	-3.52	-3.23	0.30	1.59	-33.72	-37.89	-40.36	-36.25	-41.19
970	-2.82	-3.64	-3.25	0.41	1.65	-33.58	-38.06	-39.41	-36.30	-40.31
985	-2.72	-3.77	-3.28	0.53	1.72	-33.28	-38.13	-38.70	-36.15	-38.98
1000	-2.62	-3.92	-3.32	0.65	1.79	-32.88	-37.90	-38.04	-35.94	-37.98

* Total loss is the loss from Sum to each coupled port including the 3 dB theoretical split.

NOTES:
A. Performance and quality attributes and conditions not expressly stated in this specification document are intended to be excluded and do not form a part of this specification document.
B. Electrical specifications and performance data contained in this specification document are based on Mini-Circuit's applicable established test performance criteria and measurement instructions.
C. The parts covered by this specification document are subject to Mini-Circuits standard limited warranty and terms and conditions (collectively, "Standard Terms"); Purchasers of this part are entitled to the rights and benefits contained therein. For a full statement of the Standard Terms and the exclusive rights and remedies thereunder, please visit Mini-Circuits' website at https://www.minicircuits.com/terms/viewterm.html

2-Way 90° Power Splitter/Combiner QCH-13+

Typical Performance Data

Test Conditions: Input Power = +5 dbm, Temperature = +105°C, Configuration C.

Freq. (MHz)	Total Loss* (dB)			Amp. Unb. (±dB)	Ph. Unb. (deg)	Isolation (dB)	Return Loss (dB)			
	Sum-Port 1	Sum-Port 2	Average	Half P-P	Rel. to 90°	Port1-Port2	Sum	Port 1	Port 2	Iso
400	-2.68	-3.57	-3.15	0.46	0.18	-38.98	-40.89	-42.68	-43.57	-50.26
415	-2.78	-3.45	-3.13	0.35	0.20	-39.45	-41.48	-43.16	-43.76	-53.75
430	-2.88	-3.34	-3.12	0.25	0.21	-39.79	-42.82	-44.53	-43.59	-55.80
445	-2.97	-3.24	-3.11	0.15	0.24	-39.93	-43.14	-46.56	-42.41	-59.76
460	-3.05	-3.15	-3.10	0.07	0.28	-39.66	-42.32	-46.69	-40.98	-54.95
475	-3.14	-3.07	-3.11	0.02	0.30	-38.81	-40.97	-45.03	-39.88	-50.94
490	-3.22	-3.00	-3.11	0.10	0.32	-38.33	-39.91	-43.18	-39.41	-48.82
505	-3.29	-2.94	-3.12	0.16	0.36	-38.10	-39.47	-42.39	-39.41	-48.41
520	-3.36	-2.88	-3.13	0.23	0.38	-38.08	-39.38	-42.29	-39.59	-48.04
535	-3.42	-2.83	-3.14	0.28	0.40	-37.89	-39.48	-42.98	-39.51	-47.16
550	-3.47	-2.78	-3.14	0.34	0.42	-37.75	-39.12	-43.49	-39.05	-45.36
565	-3.53	-2.74	-3.15	0.38	0.44	-37.35	-38.35	-43.13	-38.28	-44.01
580	-3.57	-2.71	-3.16	0.42	0.46	-36.94	-37.52	-41.97	-37.76	-43.04
595	-3.61	-2.68	-3.17	0.45	0.49	-36.69	-37.07	-40.93	-37.75	-42.87
610	-3.65	-2.66	-3.18	0.48	0.51	-36.56	-36.98	-40.45	-38.12	-43.17
625	-3.68	-2.64	-3.19	0.51	0.54	-36.52	-37.55	-40.83	-38.86	-43.82
640	-3.70	-2.62	-3.19	0.53	0.56	-36.53	-38.19	-41.72	-39.43	-43.95
655	-3.72	-2.61	-3.20	0.54	0.58	-36.74	-38.50	-42.82	-39.68	-43.94
670	-3.73	-2.61	-3.21	0.55	0.62	-36.56	-38.45	-43.36	-39.39	-43.63
685	-3.74	-2.61	-3.21	0.55	0.65	-36.52	-37.87	-43.09	-39.08	-43.35
700	-3.74	-2.62	-3.22	0.55	0.68	-36.42	-37.46	-42.57	-38.82	-43.57
715	-3.74	-2.63	-3.22	0.54	0.71	-36.21	-37.36	-43.05	-38.88	-43.97
730	-3.72	-2.64	-3.21	0.53	0.74	-35.99	-37.71	-43.94	-39.23	-44.34
745	-3.71	-2.65	-3.21	0.51	0.77	-35.97	-38.06	-45.22	-39.48	-44.74
760	-3.68	-2.67	-3.20	0.49	0.80	-35.97	-38.40	-46.41	-39.45	-44.74
775	-3.65	-2.70	-3.20	0.46	0.84	-35.98	-38.21	-46.22	-39.00	-44.46
790	-3.62	-2.73	-3.20	0.43	0.87	-36.08	-37.75	-45.16	-38.43	-44.07
805	-3.58	-2.77	-3.19	0.39	0.91	-35.70	-37.30	-44.32	-37.96	-43.63
820	-3.54	-2.81	-3.19	0.35	0.95	-35.32	-36.99	-44.12	-37.96	-43.89
835	-3.49	-2.86	-3.19	0.30	1.00	-34.97	-37.05	-44.68	-38.23	-44.00
850	-3.43	-2.92	-3.18	0.24	1.05	-34.74	-37.23	-45.08	-38.47	-43.70
865	-3.37	-2.98	-3.18	0.18	1.09	-34.60	-37.41	-45.02	-38.55	-43.25
880	-3.31	-3.05	-3.18	0.11	1.15	-34.55	-37.47	-44.22	-38.46	-42.82
895	-3.24	-3.13	-3.19	0.04	1.20	-34.34	-37.03	-42.98	-38.23	-42.13
910	-3.17	-3.21	-3.19	0.04	1.24	-34.05	-36.51	-42.17	-37.94	-41.81
925	-3.09	-3.30	-3.20	0.13	1.30	-33.72	-36.24	-41.93	-37.77	-41.55
940	-3.00	-3.40	-3.20	0.22	1.37	-33.25	-36.23	-41.65	-37.79	-40.99
955	-2.91	-3.51	-3.22	0.32	1.43	-32.77	-36.25	-41.19	-37.89	-40.36
970	-2.82	-3.63	-3.24	0.43	1.50	-32.47	-36.30	-40.31	-38.06	-39.41
985	-2.72	-3.77	-3.28	0.54	1.56	-32.23	-36.15	-38.98	-38.13	-38.70
1000	-2.62	-3.91	-3.31	0.67	1.62	-31.99	-35.94	-37.98	-37.90	-38.04

* Total loss is the loss from Sum to each coupled port including the 3 dB theoretical split.

NOTES:
A. Performance and quality attributes and conditions not expressly stated in this specification document are intended to be excluded and do not form a part of this specification document.
B. Electrical specifications and performance data contained in this specification document are based on Mini-Circuit's applicable established test performance criteria and measurement instructions.
C. The parts covered by this specification document are subject to Mini-Circuits standard limited warranty and terms and conditions (collectively, "Standard Terms"); Purchasers of this part are entitled to the rights and benefits contained therein. For a full statement of the Standard Terms and the exclusive rights and remedies thereunder, please visit Mini-Circuits' website at https://www.minicircuits.com/terms/viewterm.html

2-Way 90° Power Splitter/Combiner QCH-13+

Typical Performance Data

Test Conditions: Input Power = +5 dbm, Temperature = +105°C, Configuration D.

Freq. (MHz)	Total Loss* (dB)			Amp. Unb. (±dB)	Ph. Unb. (deg)	Isolation (dB)	Return Loss (dB)			
	Sum-Port 1	Sum-Port 2	Average	Half P-P	Rel. to 90°	Port1-Port2	Sum	Port 1	Port 2	Iso
400	-2.68	-3.59	-3.16	0.44	-0.07	-38.94	-50.26	-43.57	-42.68	-40.89
415	-2.78	-3.47	-3.14	0.33	-0.07	-39.35	-53.75	-43.76	-43.16	-41.48
430	-2.88	-3.36	-3.13	0.23	-0.06	-39.46	-55.80	-43.59	-44.53	-42.82
445	-2.97	-3.26	-3.12	0.13	-0.05	-39.92	-59.76	-42.41	-46.56	-43.14
460	-3.05	-3.17	-3.11	0.05	-0.04	-39.54	-54.95	-40.98	-46.69	-42.32
475	-3.14	-3.10	-3.12	0.04	-0.04	-38.68	-50.94	-39.88	-45.03	-40.97
490	-3.22	-3.03	-3.13	0.11	-0.03	-38.17	-48.82	-39.41	-43.18	-39.91
505	-3.29	-2.96	-3.13	0.18	-0.03	-38.11	-48.41	-39.41	-42.39	-39.47
520	-3.36	-2.90	-3.14	0.25	-0.02	-37.93	-48.04	-39.59	-42.29	-39.38
535	-3.42	-2.85	-3.14	0.30	-0.01	-37.66	-47.16	-39.51	-42.98	-39.48
550	-3.48	-2.80	-3.15	0.35	0.01	-37.54	-45.36	-39.05	-43.49	-39.12
565	-3.53	-2.76	-3.16	0.40	0.02	-37.16	-44.01	-38.28	-43.13	-38.35
580	-3.57	-2.73	-3.17	0.44	0.03	-36.66	-43.04	-37.76	-41.97	-37.52
595	-3.61	-2.70	-3.18	0.47	0.05	-36.36	-42.87	-37.75	-40.93	-37.07
610	-3.65	-2.68	-3.19	0.50	0.06	-36.32	-43.17	-38.12	-40.45	-36.98
625	-3.68	-2.66	-3.20	0.53	0.08	-36.20	-43.82	-38.86	-40.83	-37.55
640	-3.70	-2.65	-3.21	0.54	0.09	-36.35	-43.95	-39.43	-41.72	-38.19
655	-3.72	-2.64	-3.21	0.56	0.11	-36.43	-43.94	-39.68	-42.82	-38.50
670	-3.73	-2.63	-3.21	0.57	0.13	-36.32	-43.63	-39.39	-43.36	-38.45
685	-3.73	-2.63	-3.21	0.57	0.14	-36.20	-43.35	-39.08	-43.09	-37.87
700	-3.74	-2.64	-3.22	0.57	0.17	-36.01	-43.57	-38.82	-42.57	-37.46
715	-3.73	-2.65	-3.22	0.56	0.19	-35.74	-43.97	-38.88	-43.05	-37.36
730	-3.72	-2.66	-3.22	0.55	0.21	-35.54	-44.34	-39.23	-43.94	-37.71
745	-3.70	-2.68	-3.22	0.53	0.23	-35.53	-44.74	-39.48	-45.22	-38.06
760	-3.68	-2.70	-3.22	0.51	0.25	-35.59	-44.74	-39.45	-46.41	-38.40
775	-3.65	-2.73	-3.21	0.48	0.27	-35.68	-44.46	-39.00	-46.22	-38.21
790	-3.62	-2.76	-3.21	0.45	0.30	-35.70	-44.07	-38.43	-45.16	-37.75
805	-3.58	-2.80	-3.21	0.41	0.33	-35.40	-43.63	-37.96	-44.32	-37.30
820	-3.54	-2.84	-3.20	0.37	0.35	-35.06	-43.89	-37.96	-44.12	-36.99
835	-3.49	-2.89	-3.20	0.32	0.37	-34.72	-44.00	-38.23	-44.68	-37.05
850	-3.43	-2.94	-3.19	0.26	0.39	-34.53	-43.70	-38.47	-45.08	-37.23
865	-3.37	-3.00	-3.19	0.20	0.41	-34.43	-43.25	-38.55	-45.02	-37.41
880	-3.31	-3.07	-3.19	0.14	0.45	-34.42	-42.82	-38.46	-44.22	-37.47
895	-3.24	-3.15	-3.20	0.06	0.48	-34.18	-42.13	-38.23	-42.98	-37.03
910	-3.16	-3.23	-3.20	0.02	0.51	-33.94	-41.81	-37.94	-42.17	-36.51
925	-3.08	-3.33	-3.21	0.11	0.55	-33.59	-41.55	-37.77	-41.93	-36.24
940	-3.00	-3.43	-3.22	0.20	0.59	-33.25	-40.99	-37.79	-41.65	-36.23
955	-2.91	-3.54	-3.24	0.30	0.64	-32.76	-40.36	-37.89	-41.19	-36.25
970	-2.82	-3.66	-3.26	0.41	0.69	-32.36	-39.41	-38.06	-40.31	-36.30
985	-2.72	-3.79	-3.29	0.52	0.73	-32.24	-38.70	-38.13	-38.98	-36.15
1000	-2.62	-3.94	-3.33	0.65	0.78	-31.91	-38.04	-37.90	-37.98	-35.94

* Total loss is the loss from Sum to each coupled port including the 3 dB theoretical split.

NOTES:

A. Performance and quality attributes and conditions not expressly stated in this specification document are intended to be excluded and do not form a part of this specification document.

B. Electrical specifications and performance data contained in this specification document are based on Mini-Circuit's applicable established test performance criteria and measurement instructions.

C. The parts covered by this specification document are subject to Mini-Circuits standard limited warranty and terms and conditions (collectively, "Standard Terms"); Purchasers of this part are entitled to the rights and benefits contained therein. For a full statement of the Standard Terms and the exclusive rights and remedies thereunder, please visit Mini-Circuits' website at https://www.minicircuits.com/terms/viewterm.html

2-Way 90° Power Splitter/Combiner QCH-13+

Typical Performance Graphs

Test Conditions: Input Power = +5 dbm, Configuration A.

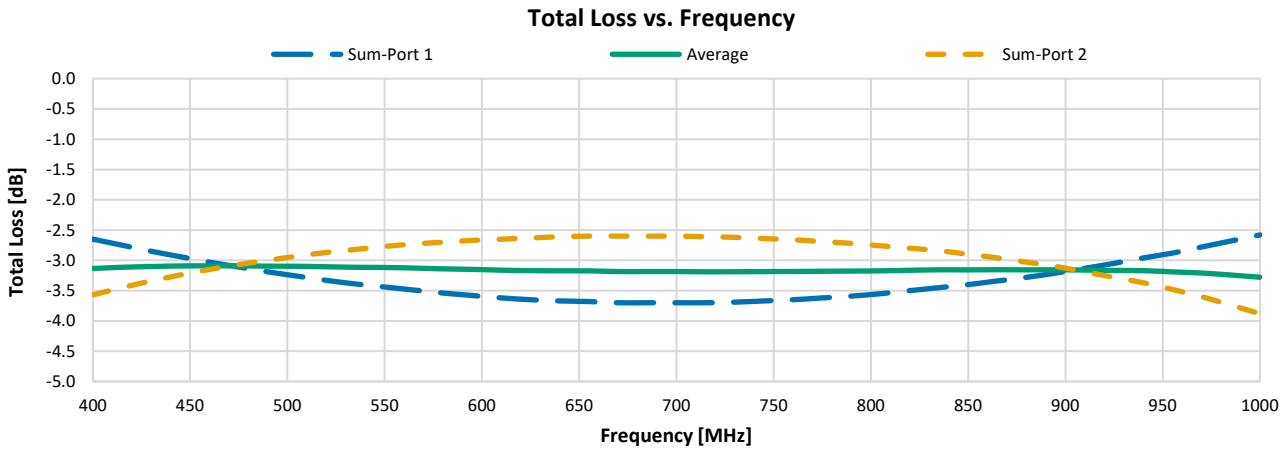

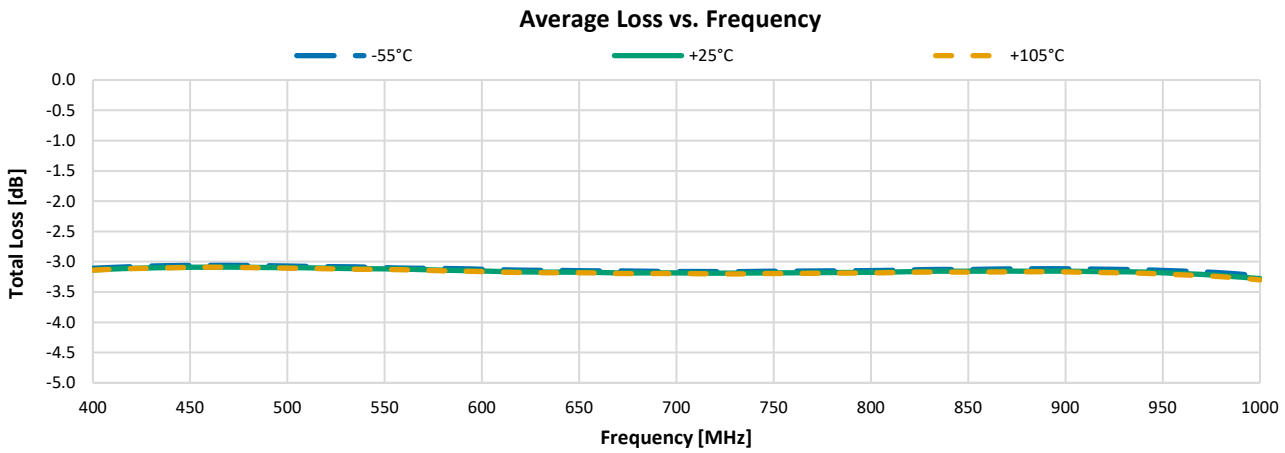

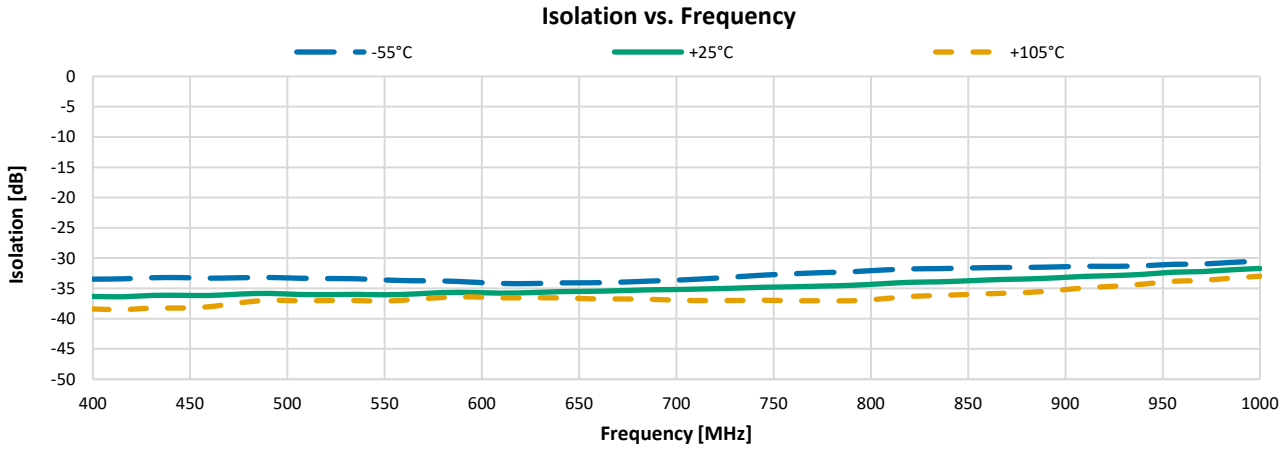

Typical Performance Graphs

Test Conditions: Input Power = +5 dbm, Configuration A.

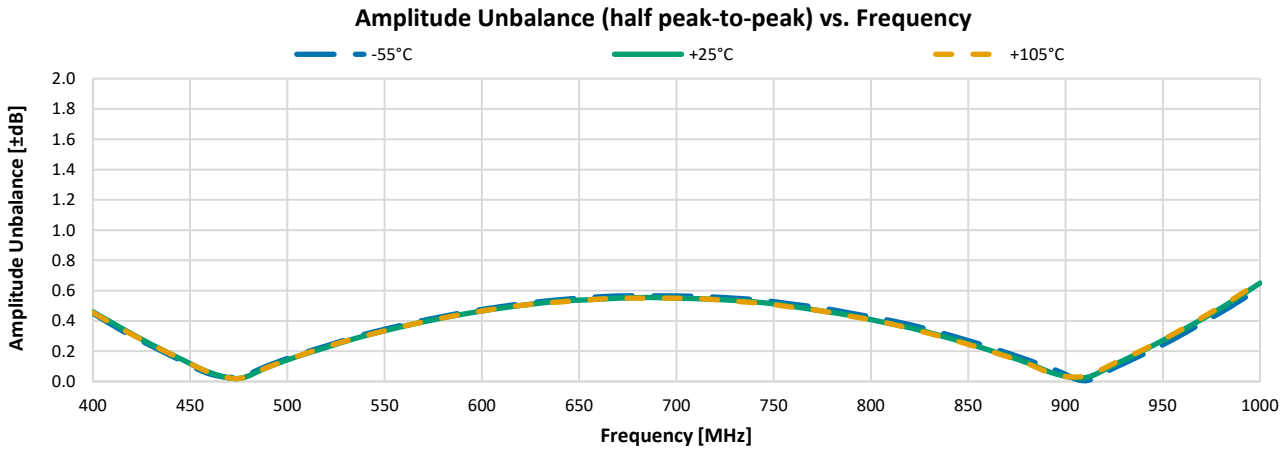

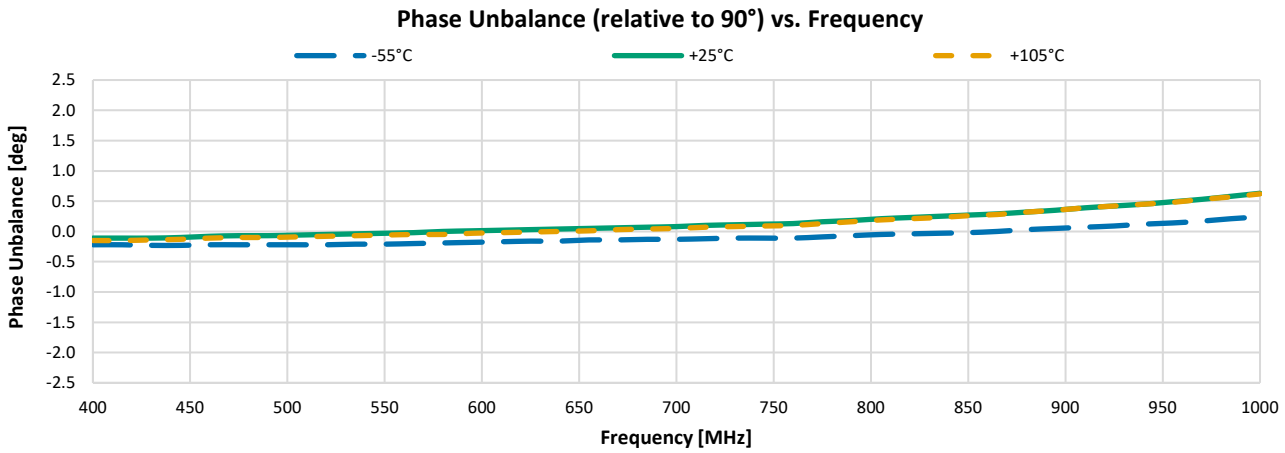

2-Way 90° Power Splitter/Combiner QCH-13+

Typical Performance Graphs

Test Conditions: Input Power = +5 dbm, Configuration B.

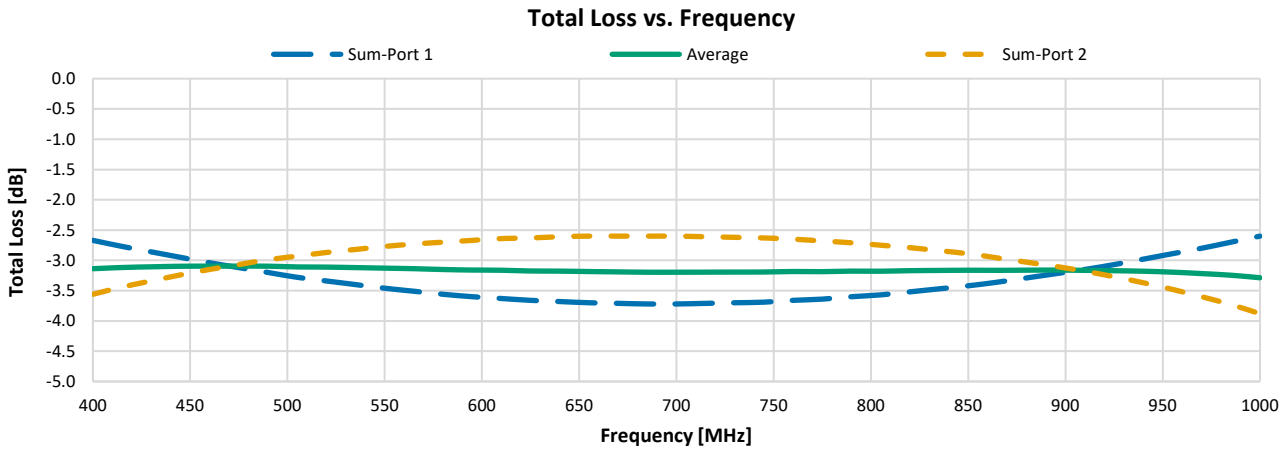

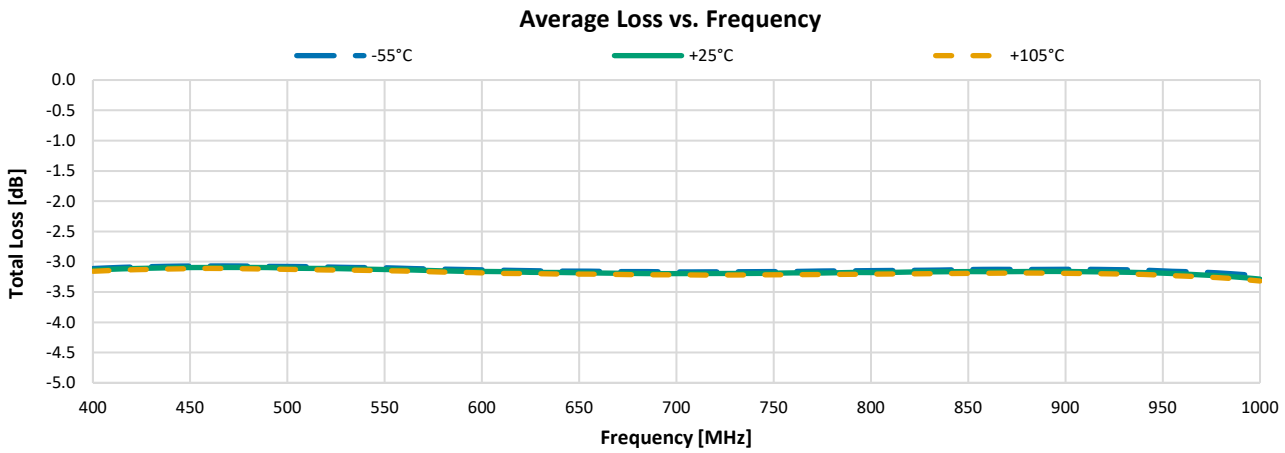

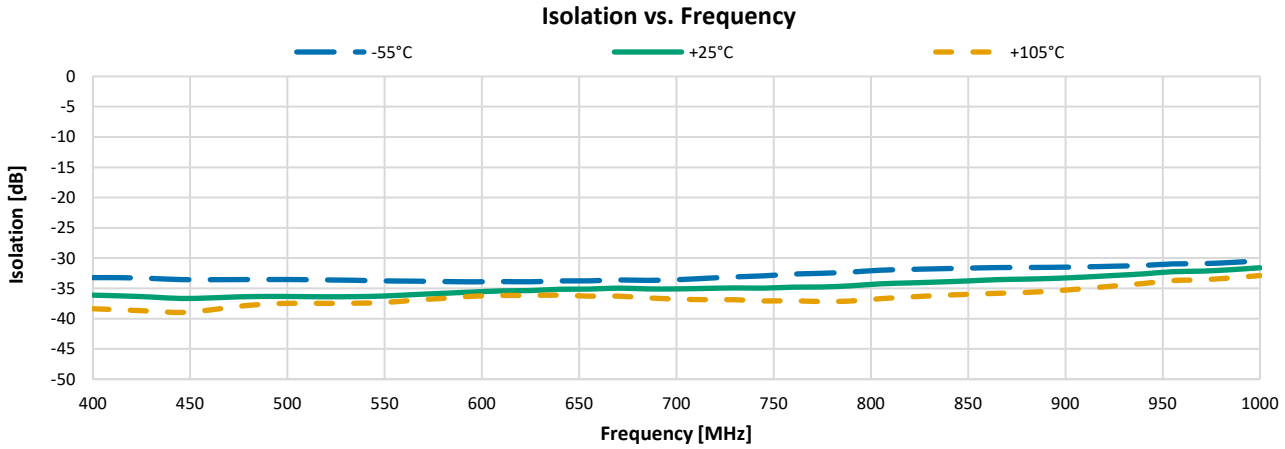

Typical Performance Graphs

Test Conditions: Input Power = +5 dbm, Configuration B.

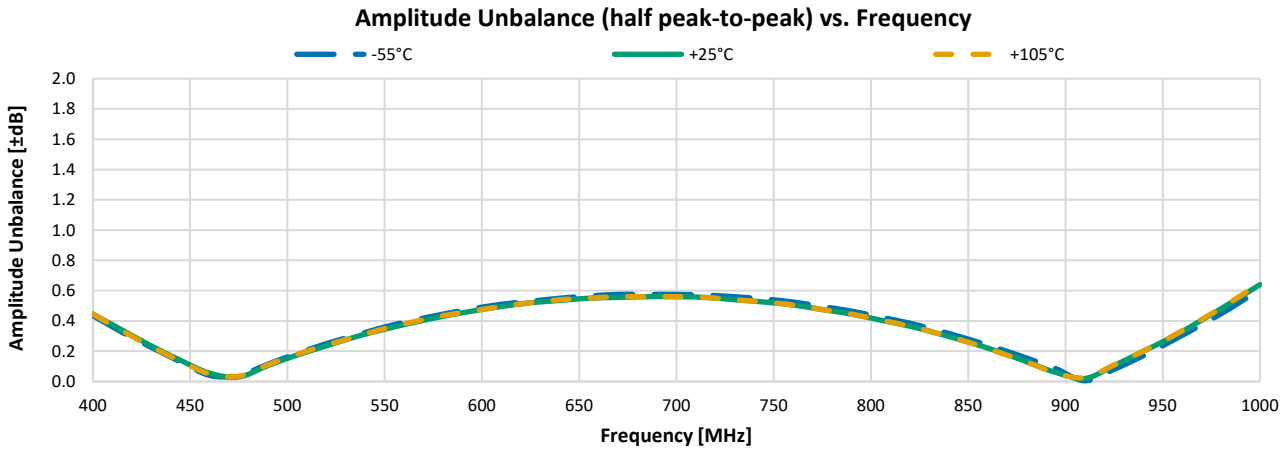

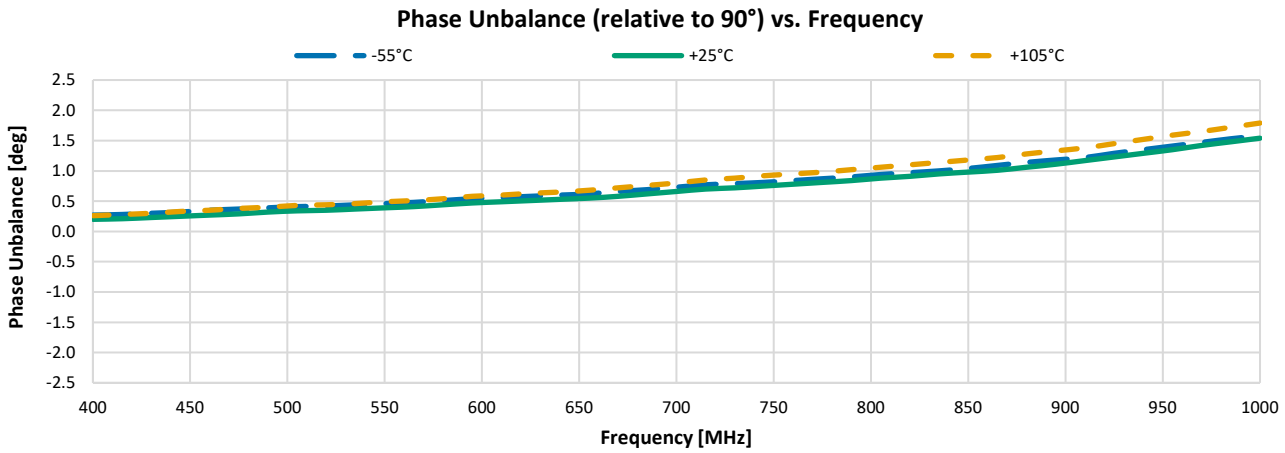

Typical Performance Graphs

Test Conditions: Input Power = +5 dbm, Configuration C.

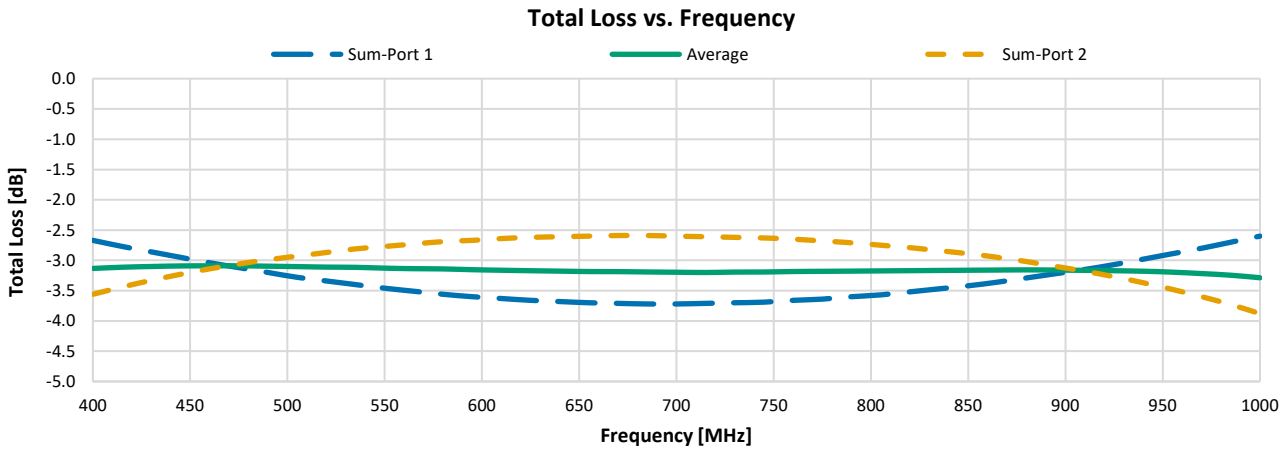

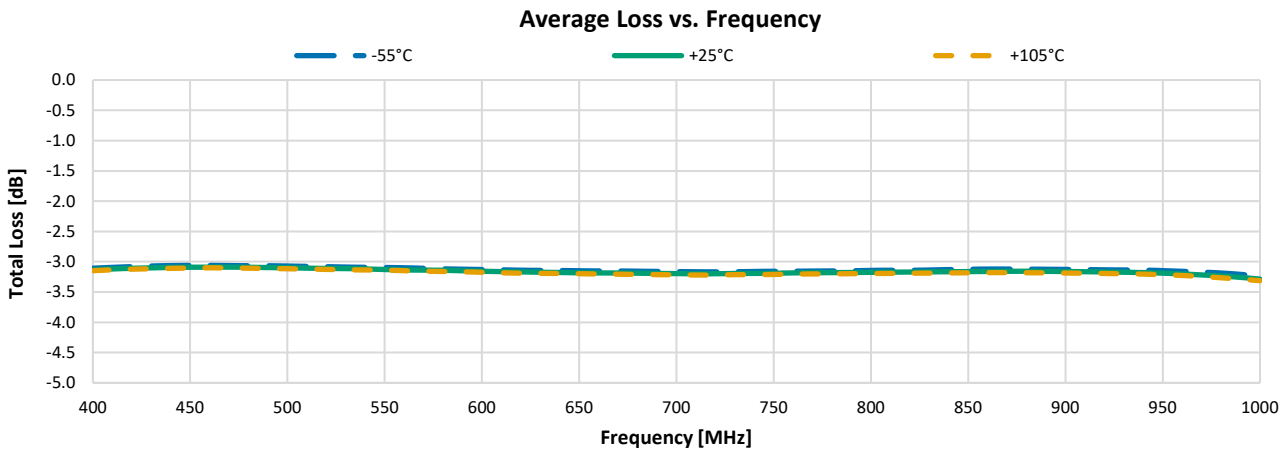

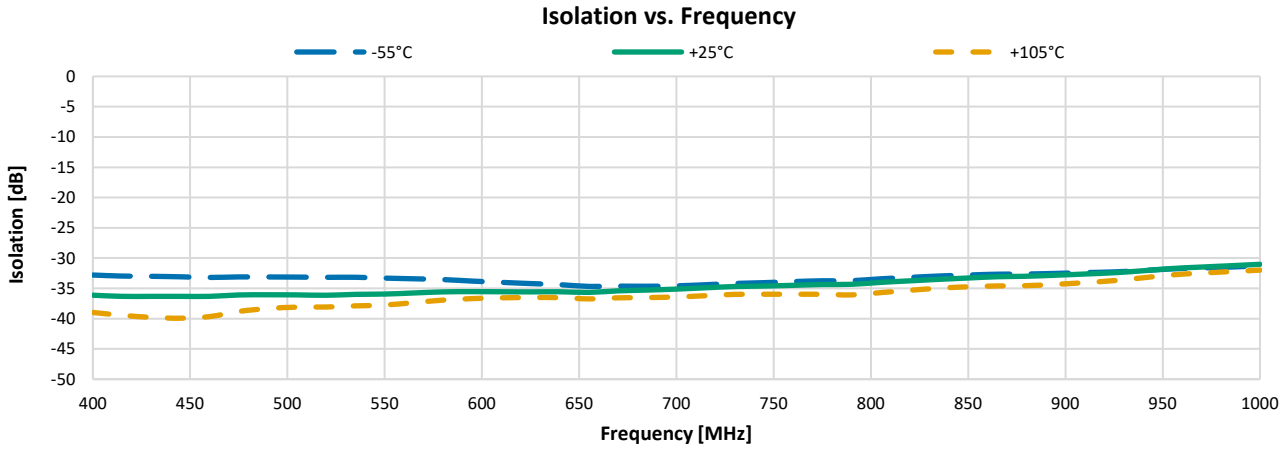

Typical Performance Graphs

Test Conditions: Input Power = +5 dbm, Configuration C.

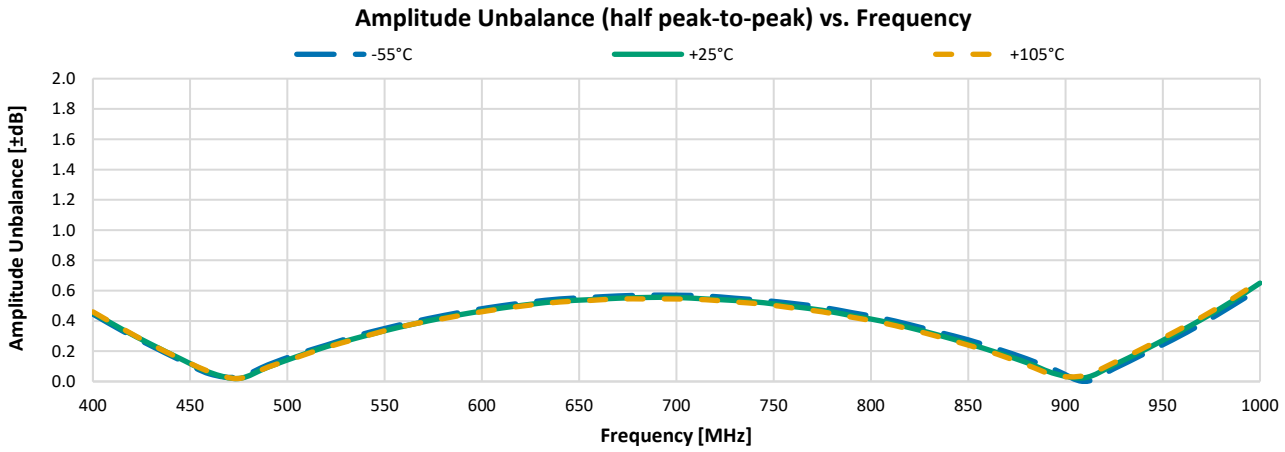

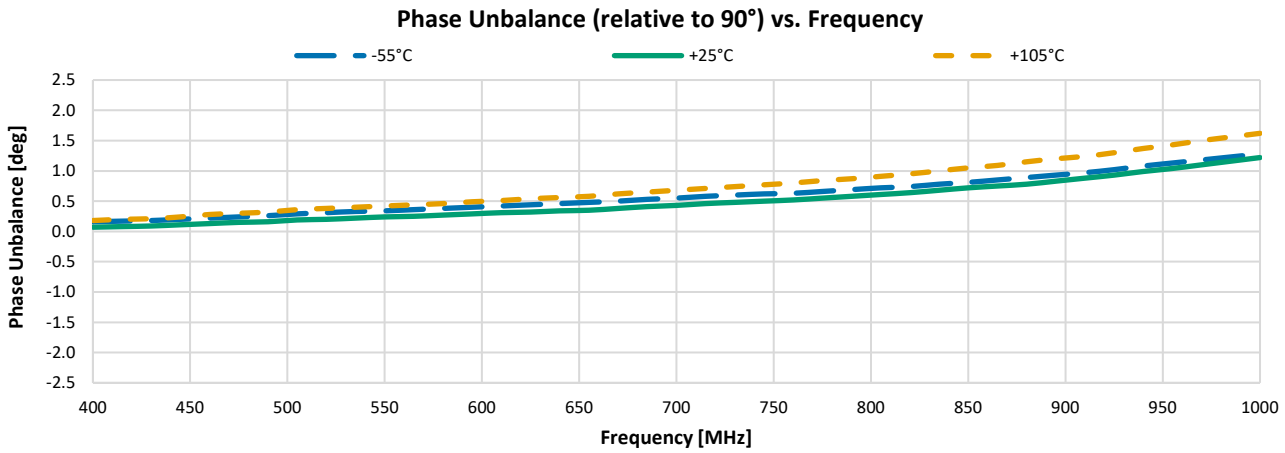

Typical Performance Graphs

Test Conditions: Input Power = +5 dbm, Configuration D.

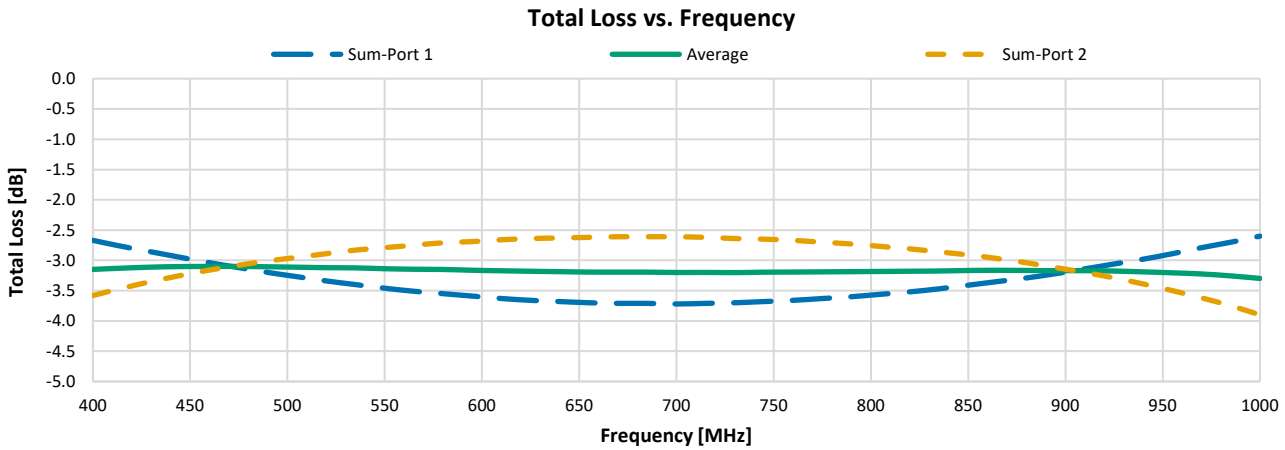

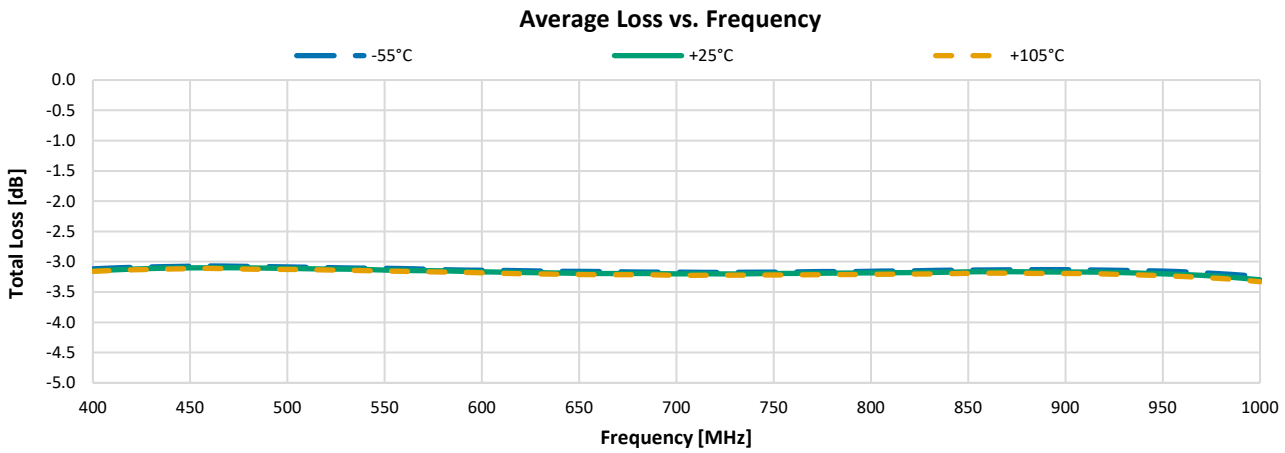

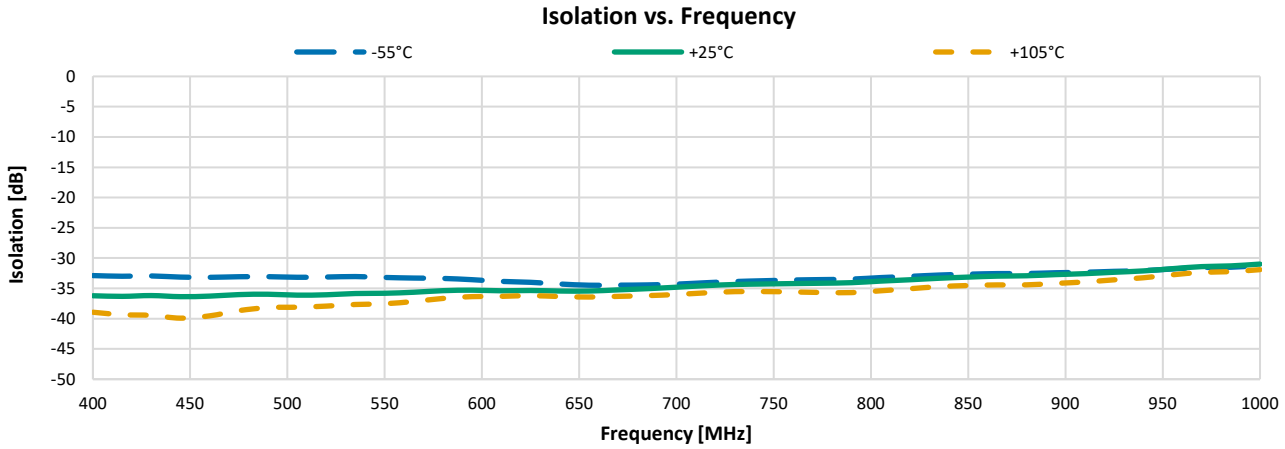

Typical Performance Graphs

Test Conditions: Input Power = +5 dbm, Configuration D.

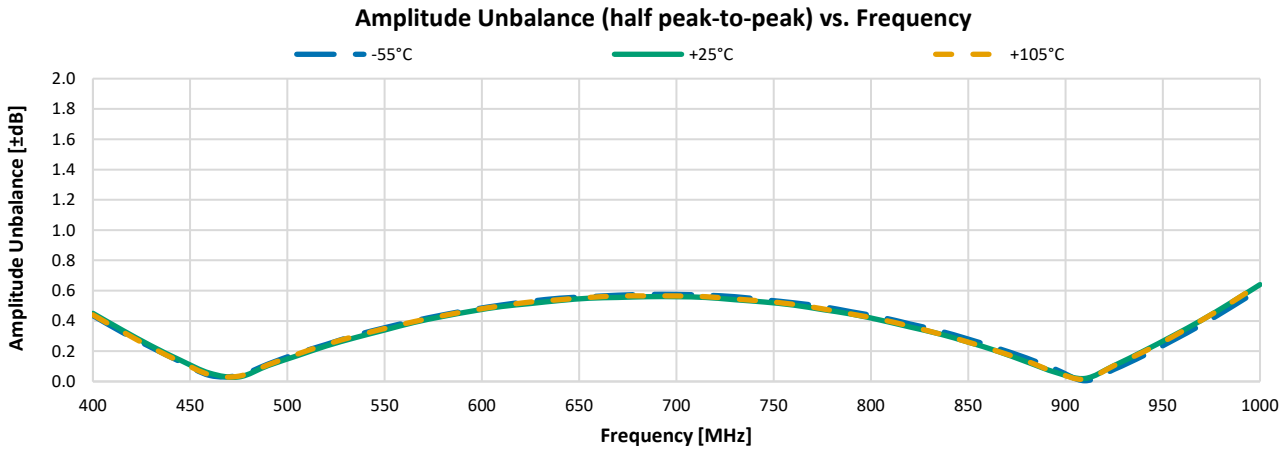

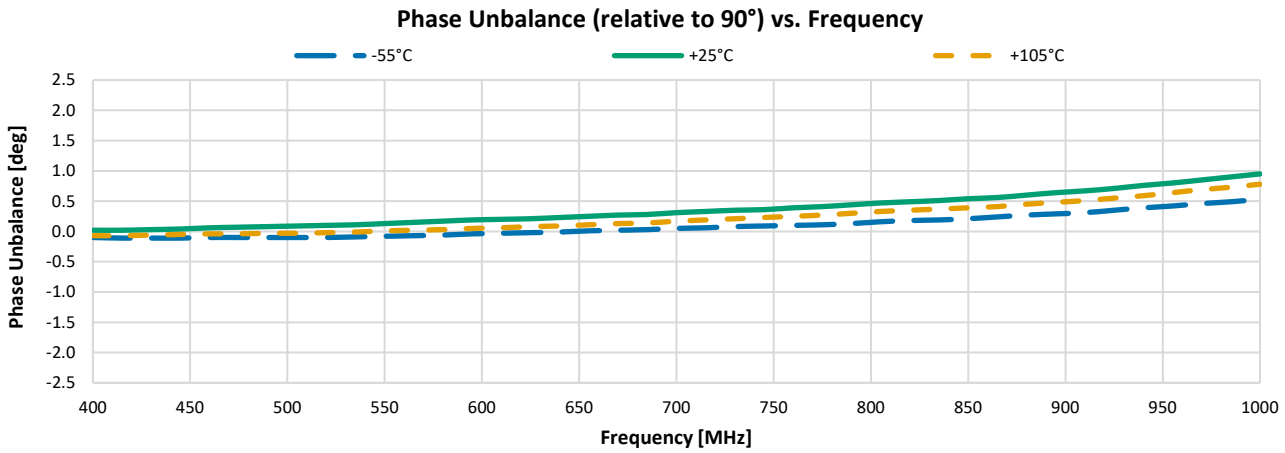

Typical Performance Graphs

Test Conditions: Input Power = +5 dbm, Configuration A.

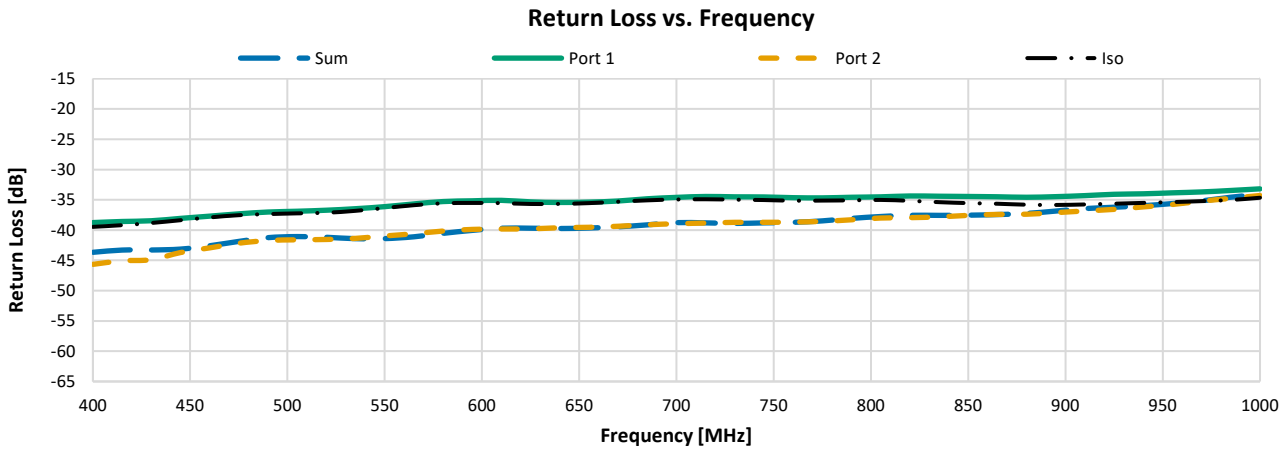

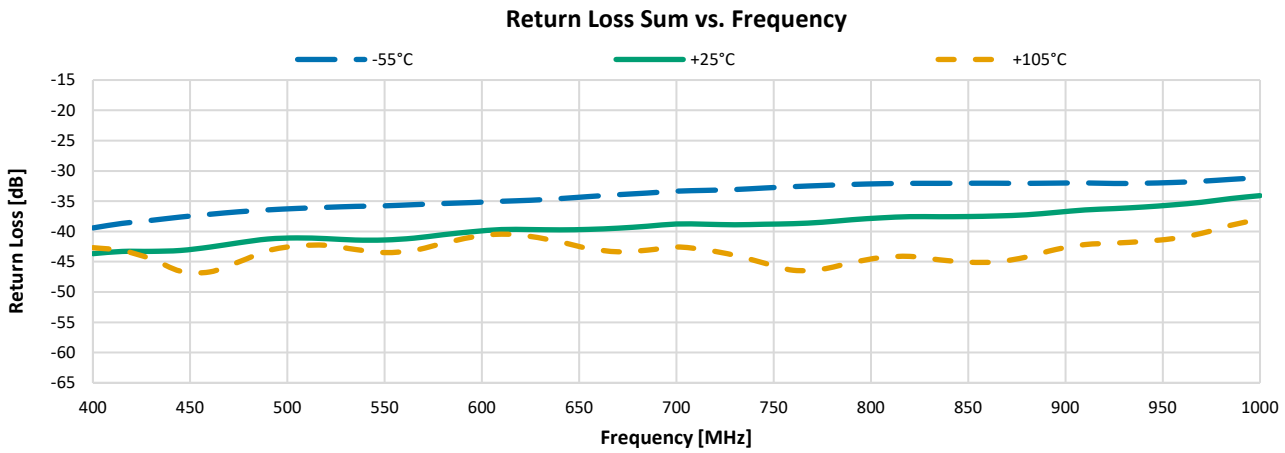

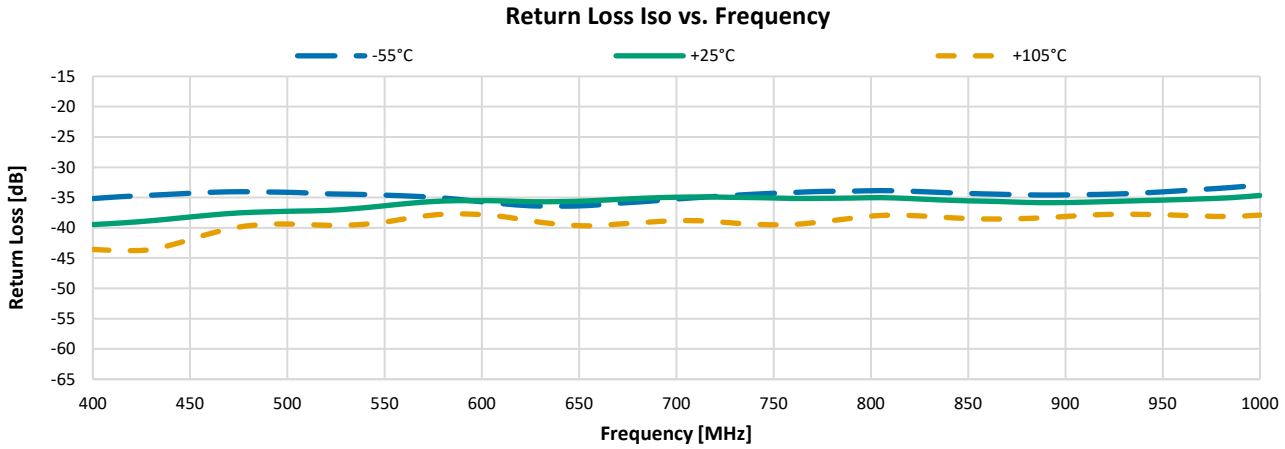

Typical Performance Graphs

Test Conditions: Input Power = +5 dbm, Configuration A.

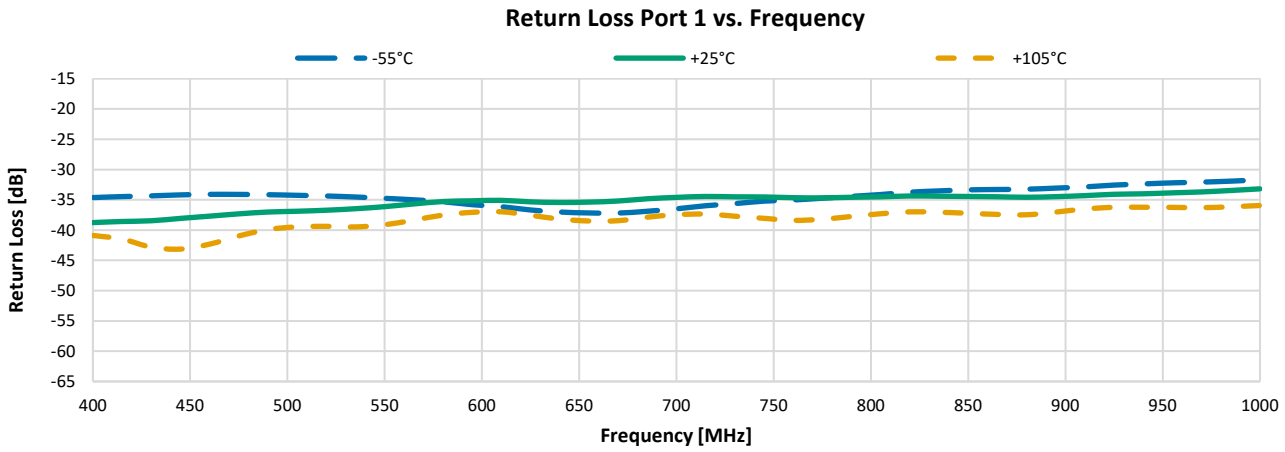

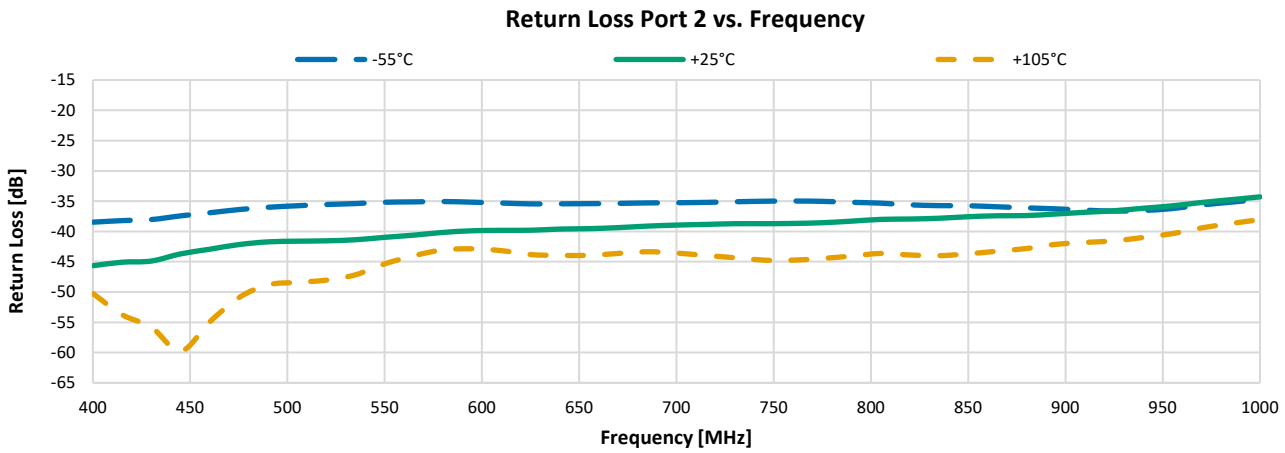

Case Style PQ

Outline Dimensions PQ2185-2

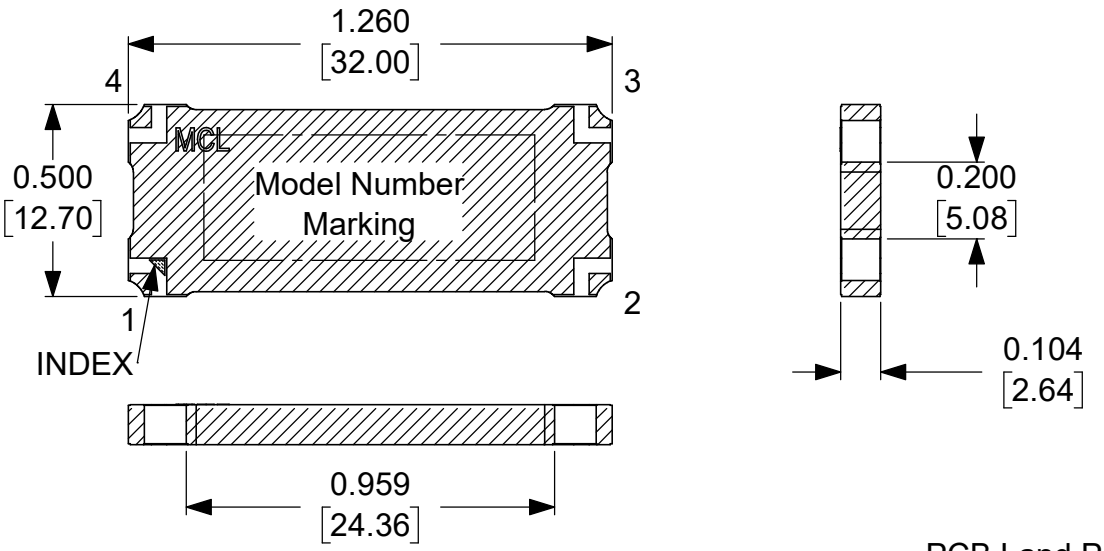

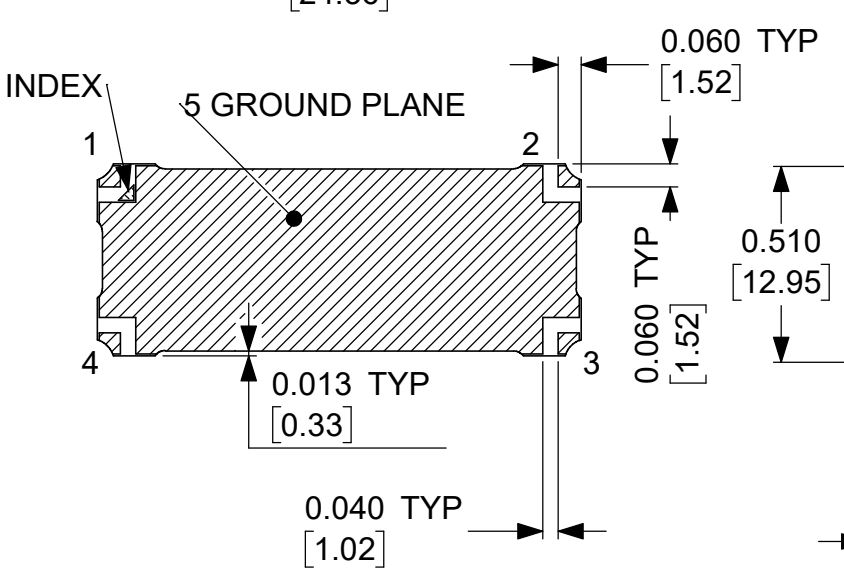

PCB Land Pattern

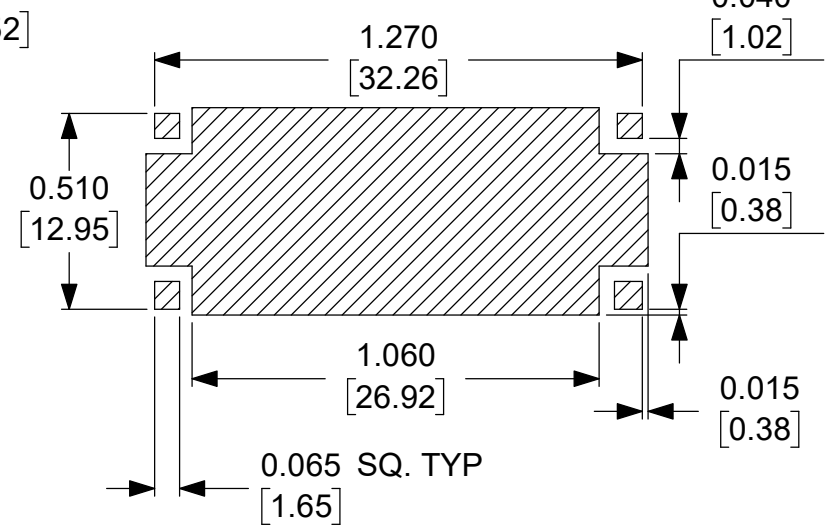

Metallization Solder Resist

NOTES:

1. Base material: Printed wiring laminate.
2. Termination finish: 2-5 µinch (.05-.13 microns) Immersion Gold.
3. Dimensions: Inches [mm]. Tolerances 2 Pl. ±.03 inch; 3 Pl. ±.010 inch.
4. Weight: 5.0 grams
5. Marking may contain other features or characters for internal lot control.

Mini-Circuits

www.minicircuits.com P.O. Box 350166, Brooklyn, NY 11235-0003 (718) 934-4500 sales@minicircuits.com

This document and its contents are the property of Mini-Circuits

THIRD ANGLE PROJECTION

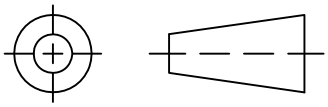

REVISIONS					
REV	ECN No.	DESCRIPTION	DATE	DR	AUTH
OR	M163111	NEW RELEASE	10/17	YS	YB
OR	R92246	NEW RELEASE	10/17	YS	YB

SUGGESTED MOUNTING CONFIGURATION

FOR PQ2185 CASE STYLE 04DC01 PIN CONNECTION, 50 OHM

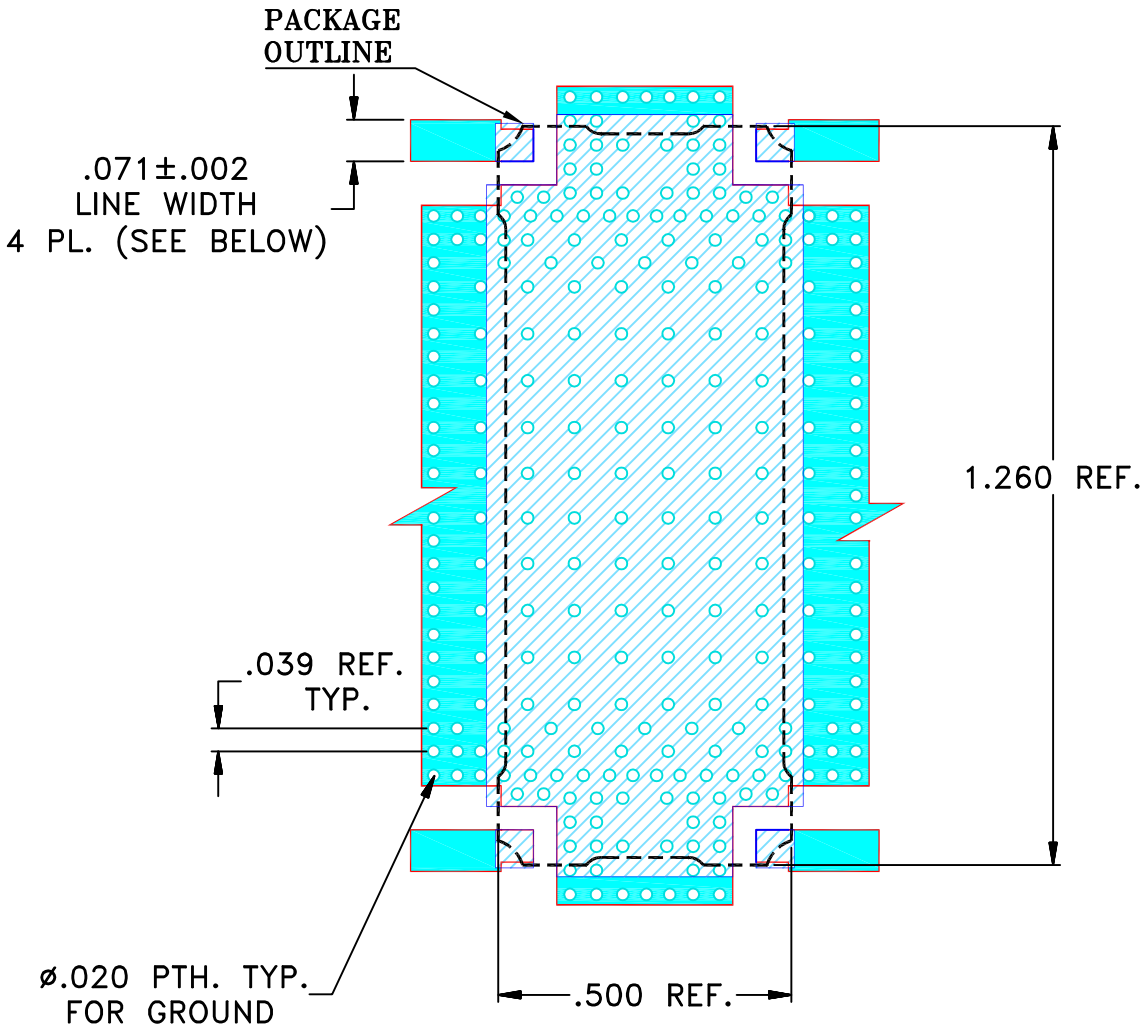

NOTES:

1. TRACE WIDTH IS SHOWN FOR ROGERS RO4003C WITH DIELECTRIC THICKNESS. .032"±.0015". COPPER: 1 OZ. EACH SIDE. FOR OTHER MATERIALS TRACE WIDTH MAY NEED TO BE MODIFIED.
2. BOTTOM SIDE OF THE PCB IS CONTINUOUS GROUND PLANE.

DENOTES PCB COPPER LAYOUT WITH SMOBC (SOLDER MASK OVER BARE COPPER)

DENOTES COPPER LAND PATTERN FREE OF SOLDERMASK

UNLESS OTHERWISE SPECIFIED		INITIALS	DATE
DIMENSIONS ARE IN INCHES	DRAWN	YS (RAVON)	02 OCT 17
TOLERANCES ON:	CHECKED	HH (RAVON)	02 OCT 17
2 PL DECIMALS ±	APPROVED	YB (RAVON)	02 OCT 17
3 PL DECIMALS ± .005			
ANGLES ±			
FRACTIONS ±			

Mini-Circuits®

THIS DOCUMENT AND ITS CONTENTS ARE THE PROPERTY OF MINI-CIRCUITS. EXCEPT FOR USE EXPRESSLY GRANTED, IN WRITING, TO ITS VENDORS, VENDEE AND THE UNITED STATES GOVERNMENT, MINI-CIRCUITS RESERVES ALL PROPRIETARY DESIGN, USE , MANUFACTURING AND REPRODUCTION RIGHTS THERETO. THESE CONTENTS SHALL NOT BE USED, DUPLICATED OR DISCLOSED TO ANY OUTSIDE PARTY, IN WHOLE OR IN PART, WITHOUT WRITTEN PERMISSION OF MINI-CIRCUITS.

ASHEETA1.DWG REV:A DATE:01/12/95

Mini-Circuits® 13 Neptune Avenue Brooklyn NY 11235

PL FOR QCH PQ2185 TB-914 (50 Ω)

SIZE	CODE IDENT	DRAWING NO:	REV:
A	15542	98-PL-529	OR
FILE: 98PL529(OR)	SCALE: 4:1	SHEET: 1 OF 1	

Mini-Circuits®

Evaluation Board and Circuit

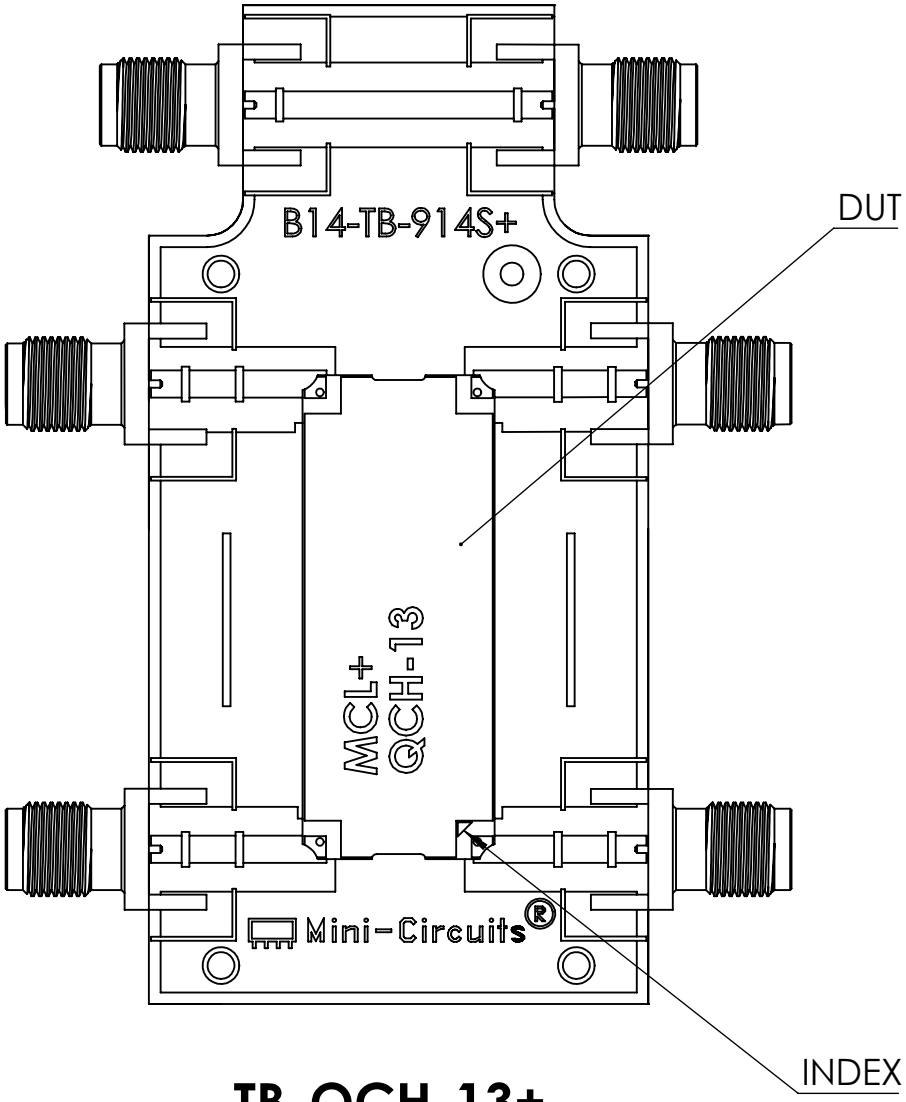

TB-QCH-13+

NOTES:
1.SMA FEMALE CONNECTORS.
2.PCB MATERIAL: ROGERS RO4003C OR EQUIVALENT,
DIELECTRIC CONSTANT=3.5, DIELECTRIC THICKNESS=.032 INCH.

DWG NO: IL-0440-21 **REV: OR**

THIS DOCUMENT AND ITS CONTENTS ARE THE PROPERTY OF MINI-CIRCUITS. **SHT: 1/2**

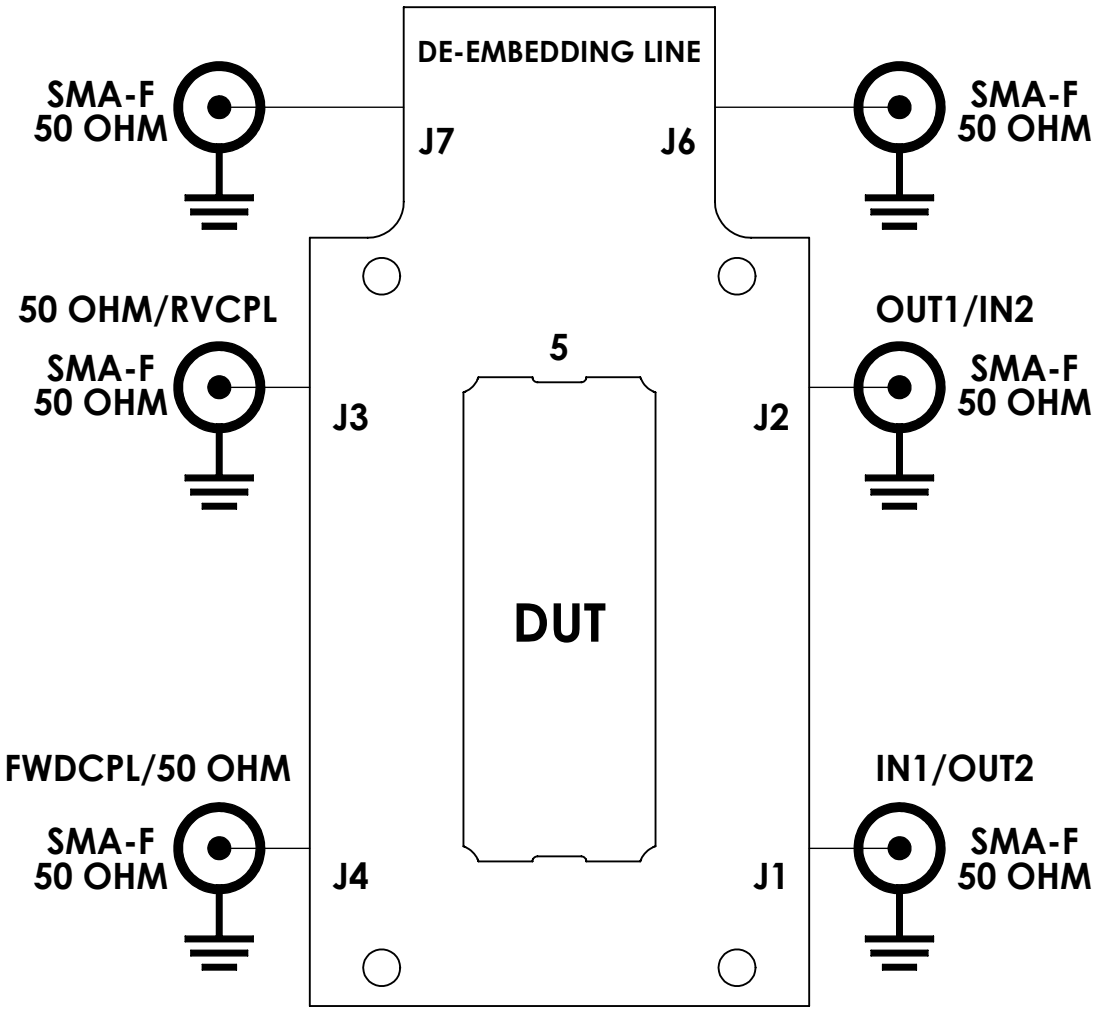

TB-QCH-13+
Schematic Diagram

DWG NO: IL-0440-21 REV: OR

THIS DOCUMENT AND ITS CONTENTS ARE THE PROPERTY OF MINI-CIRCUITS. SHT: 2/2

Mini-Circuits

Environmental Specifications ENV02T8

All Mini-Circuits products are manufactured under exacting quality assurance and control standards, and are capable of meeting published specifications after being subjected to any or all of the following physical and environmental test.

Specification	Test/Inspection Condition	Reference/Spec
Operating Temperature	-55° to 105° C Case Environment	Individual Model Data Sheet
Storage Temperature	-55° to 105°C Ambient Environment	Individual Model Data Sheet
Humidity	90 to 95% RH, 240 hours, 50°C	MIL-STD-202, Method 103, Condition A, Except 50°C and end-point electrical test done within 12 hours
Thermal Shock	-55° to 100°C, 100 cycles	MIL-STD-202, Method 107, Condition A-3, except +100°C
Solder Reflow Heat	Sn-Pb Eutectic Process 225°C peak Pb-Free Process 245° - 250°C peak	J-STD-020C, Table 4-1, 4-2 and 5-2, Figure 5-1
Solderability	10X Magnification	J-STD-002, Para 4.2.5, Test S, 95% Coverage
Vibration (high Frequency)	20g peak, 10-2000 Hz, 12 times in each of three perpendicular directions (total 36)	MIL-STD-883, Method 2007.3, Condition A
Mechanical Shock	50g, 11 ms, 1/2-sine, 18 shocks: 3 each direction, each of 3 axes	MIL-STD-202, Method 213, Condition A
Marking Resistance to Solvents	Isopropyl alcohol + mineral spirits at 25°C; terpene defluxer at 25°C; distilled water + proylene glycol monomethyl ether + monoethanolamine at 63°C to 70°C	MIL-STD-202, Method 215

This document and its contents are the property of Mini-Circuits.