

Coaxial

High Power Amplifier

HPA-25W-63+

50Ω 25W 700 to 6000 MHz

The Big Deal

- High output power at saturation, 25W typ.
- High gain, 53 dB typ.
- Rugged 3U rack mount case style with internal fans
- Operates from AC line power: 85-264V
- Built-in over-temperature protection



CASE STYLE: NG1942

Product Overview

The HPA-25W-63+ is a high power, rack mount amplifier with a self-contained AC power supply which can be used for a wide variety of laboratory testing applications. This rugged amplifier is capable of amplifying signals up to 25W output power over its entire operating bandwidth of 700 – 6000 MHz. Built-in safety features include fans alarms and automatic shut down mechanism to prevent damage in the event of excessive internal temperatures. The amplifier's output stage is further protected in the event of a fault condition, allowing high power operation for up to 5 minutes into an open or short load (refer to the maximum input power specifications).

Key Features

Feature	Advantages
Wideband frequency range	700 – 6000 MHz bandwidth covers popular wireless communications, SATCOM and radar bands in a single instrument, useful for many test applications.
25W output power at saturation	Supports high power test applications such as EMI, max power handling, and reliability testing
High Gain	53 dB typical gain allows the HPA-25W-63+ to be driven to full output power with nearly all commercially available signal generators
High Reverse Isolation	Insulates load reflections to protect sensitive signal sources from potential damage and performance variation due to load pulling
A/C Power	Operating from standard AC line power supply - the HPA-25W-63+ can be powered from 85-264V at 47-63 Hz making this HPA versatile in supporting global markets
Cooling system	Front to back forced air cooling fans makes this ideal for usage in test equipment racks.
Built-in protections	The unit shuts OFF when the internal amplifier reaches a set temperature of 85±5°C, preventing damage to the amplifier and providing added reliability.
CE marked	Meets conformity standards for sale within the European Economic Area (EEA).



Coaxial High Power Amplifier

HPA-25W-63+

50Ω 25W 700 to 6000 MHz

Features

- High output power at saturation, 25W typ.
- High gain, 53 dB typ.
- Rugged 3U rack mount case style with internal fans
- Operates from AC line power: 85-264V
- Built-in over-temperature protection
- CE marked

Applications

- Laboratory test instrument
- RF Power stress test
- EMI and antenna testing
- Reliability testing



CASE STYLE: NG1942

Model No.	Description
HPA-25W-63+	High Power Amplifier w/ N-Type Connectors

Included Accessories

CBL-3W-XX	AC Power Cord
-----------	---------------

+RoHS Compliant

The +Suffix identifies RoHS Compliance. See our web site for RoHS Compliance methodologies and qualifications

Electrical Specifications at 25°C

Parameter	Condition	Min.	Typ.	Max.	Units
Frequency Range		700	—	6000	MHz
Gain	700 - 6000 MHz	44	53	62	dB
Gain Flatness	700 - 6000 MHz	—	±4.0	±5.0	dB
Output Power at 1dB compression ¹	700 - 6000 MHz	—	+37	—	dBm
Saturated Output Power ¹	700 - 6000 MHz	+43	+44	—	dBm
Noise Figure	700 - 6000 MHz	—	13	16	dB
Output third order intercept point	700 - 6000 MHz	+39	+45	—	dBm
Input VSWR	700 - 6000 MHz	—	1.8	2.9	:1
Output VSWR	700 - 6000 MHz	—	2.0	3.2	:1
Line Supply	47-63 Hz		85/264		V
Power Consumption	110/220V	—	400	600	W

1. Power measured of fundamental tone only. Does not include power contribution of harmonics signals.

Maximum Ratings²

Parameter	Ratings
Operating Temperature	0°C to 50°C
Storage Temperature	-20°C to 70°C
Input RF Power (no damage)	+5 dBm

2. Specifications apply to CW signals only permanent damage may occur if any of these limits are exceeded.

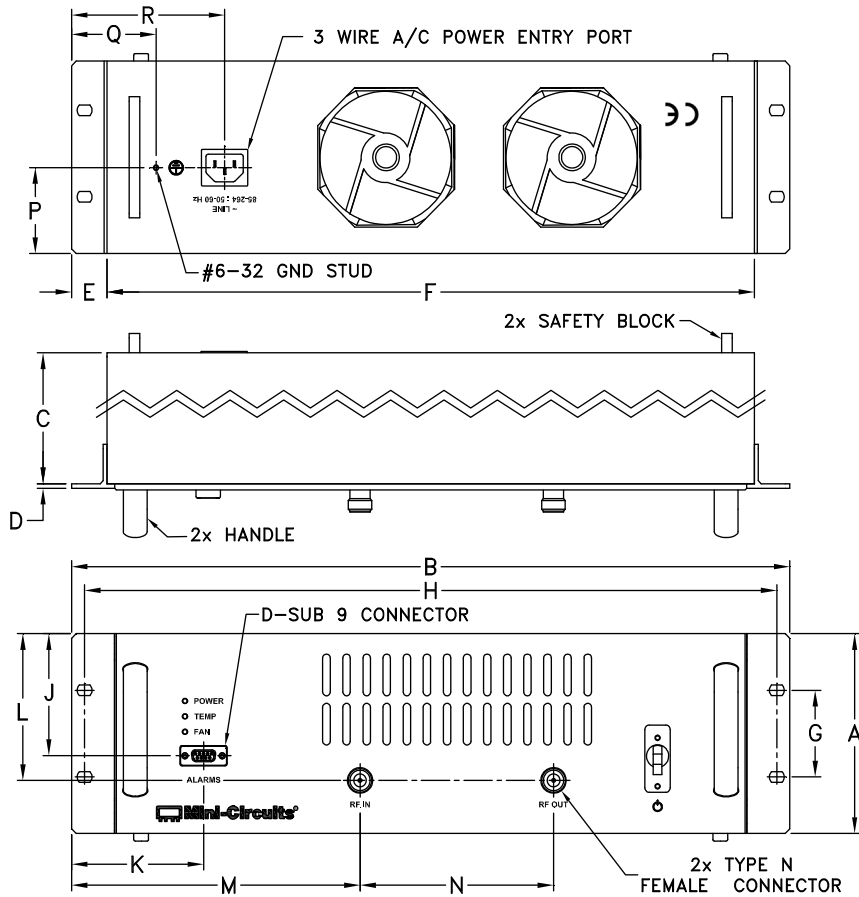
D-Sub Male Connector Pin Functions (Front Panel)

Pin #	Function	TTL Logic Level	
		Low	High
1	Temperature Alarm	Normal	Alarm Shutdown
2	Fan Alarm	Normal	Fault
3	Ground	—	—
4-9	No connection	—	—

LED Indicators (Front Panel)

Name	Color	LED State	
		Off	On
Power	Green	Power off	Power on
Temp	Red	Normal	Alarm Shutdown
Fan	Red	Normal	Fault

Outline Drawing



Outline Dimensions (inch mm)

A	B	C	D	E	F	G	H	J	K	L	M	N	P	Q	R	wt
5.20	19.0	20.0	.13	.94	17.13	2.25	18.31	3.17	3.49	3.82	7.63	5.12	2.23	2.24	4.05	grams
132.08	482.60	508.00	3.30	23.88	435.10	57.15	465.07	80.52	88.65	97.03	193.80	130.05	56.64	56.90	102.87	13610.0

Ordering, Pricing & Availability Information see our web site

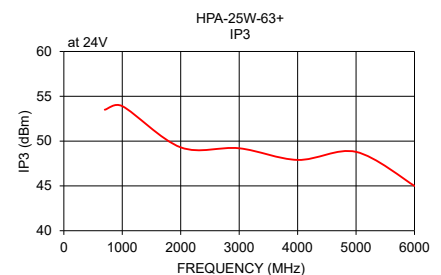
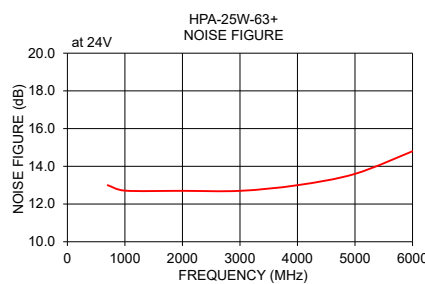
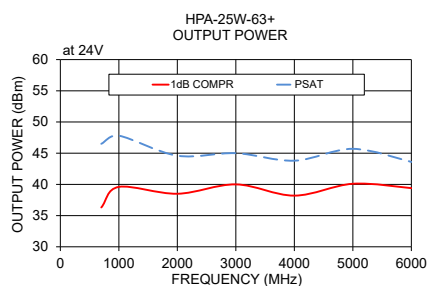
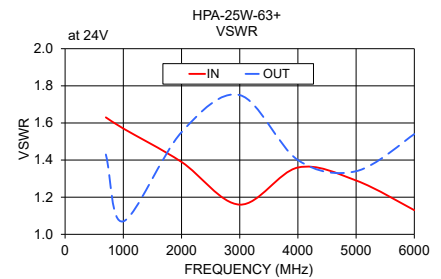
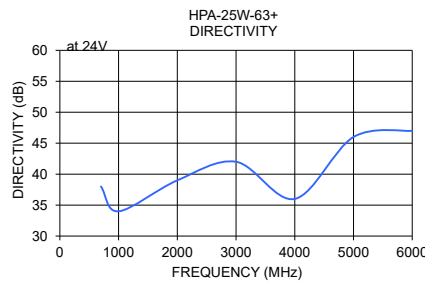
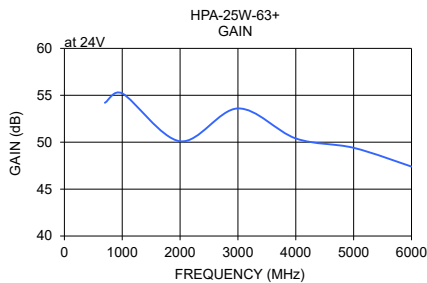
Model	Description
HPA-25W-63+	Rack Mount High Power Amplifier

Included Accessories	Description
CBL-3W-XX	AC Power Cord (Select one power cord from below with each Rack Mount HPA)

AC Power Cords	Description
CBL-3W-US	US Power Cord
CBL-3W-EU	EU Power Cord
CBL-3W-UK	UK Power Cord



FREQUENCY (MHz)	GAIN (dB)	DIRECTIVITY (dB)	VSWR (:1)		POUT at 1 dB COMPR. (dBm)	POUT at Saturation (dBm)	NOISE FIGURE (dB)	IP3 (dBm)
	24V	24V	IN	OUT	24V	24V	24V	24V
700	54.2	38.0	1.6	1.4	36.3	46.5	13.0	53.5
1000	55.2	34.0	1.6	1.1	39.6	47.8	12.7	53.9
2000	50.1	39.0	1.4	1.6	38.5	44.6	12.7	49.3
3000	53.6	42.0	1.2	1.8	40.0	45.0	12.7	49.2
4000	50.4	36.0	1.4	1.4	38.2	43.8	13.0	47.9
5000	46.7	46.0	1.3	1.3	40.1	45.7	13.6	48.8
6000	47.4	47.0	1.1	1.5	39.4	43.6	14.8	45.0



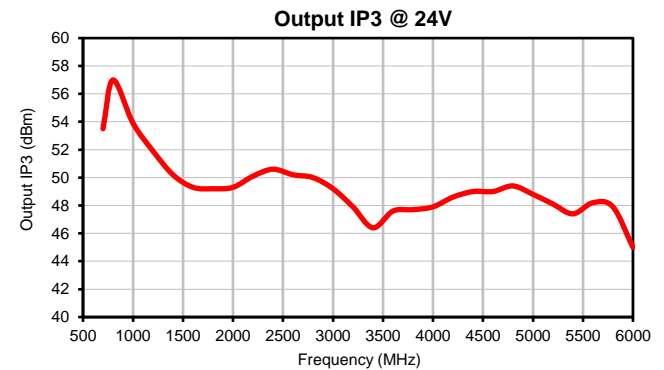
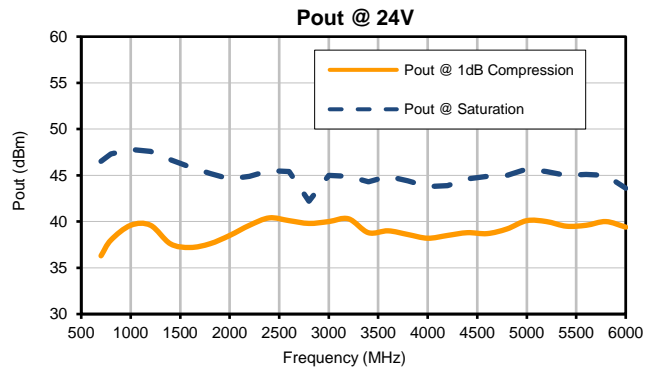
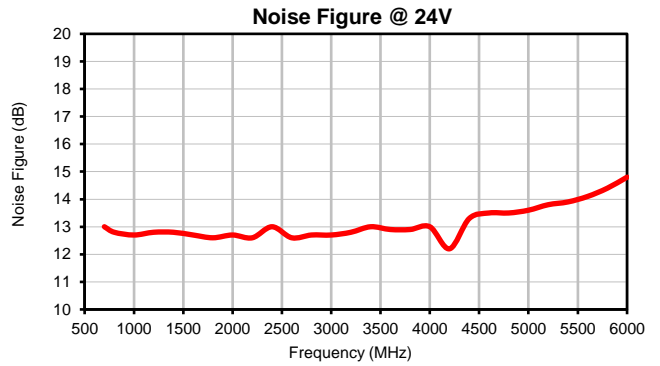
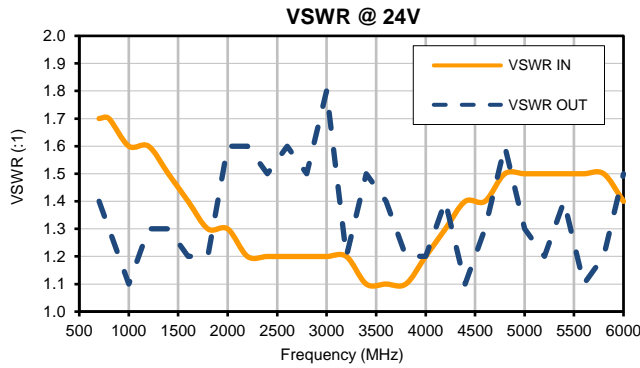
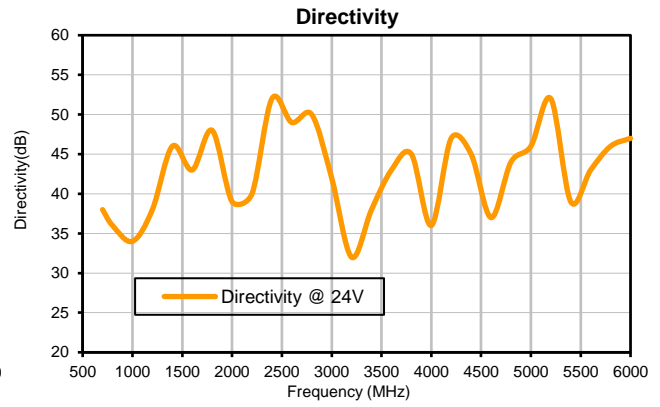
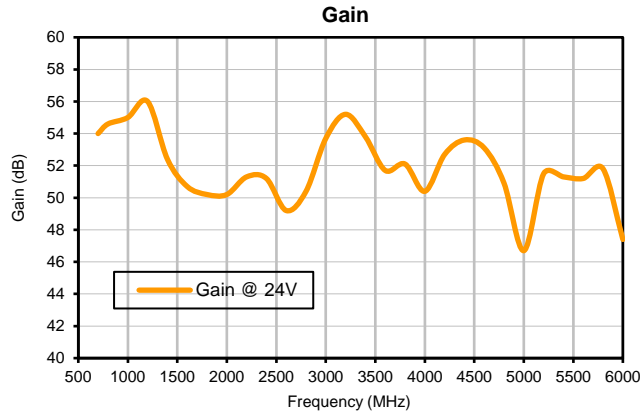
Additional Notes

- Performance and quality attributes and conditions not expressly stated in this specification document are intended to be excluded and do not form a part of this specification document.
- Electrical specifications and performance data contained in this specification document are based on Mini-Circuit's applicable established test performance criteria and measurement instructions.
- The parts covered by this specification document are subject to Mini-Circuits standard limited warranty and terms and conditions (collectively, "Standard Terms"); Purchasers of this part are entitled to the rights and benefits contained therein. For a full statement of the Standard Terms and the exclusive rights and remedies thereunder, please visit Mini-Circuits' website at www.minicircuits.com/MCLStore/terms.jsp

Typical Performance Data

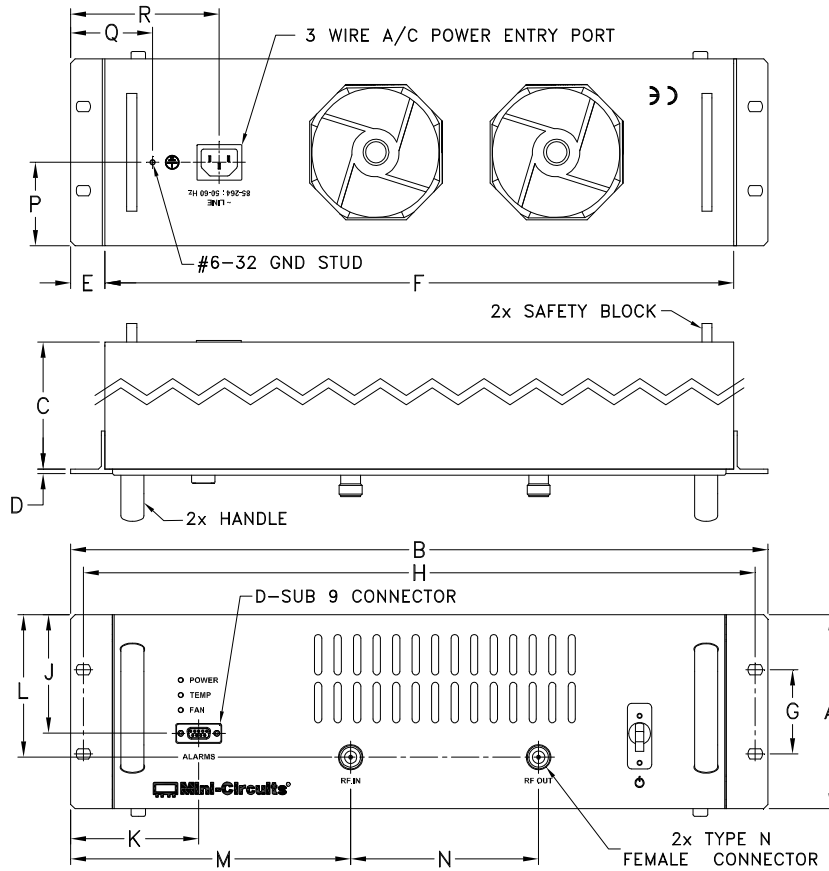
Frequency (MHz)	Gain (dB) 24V	Directivity (dB) 24V	VSWR In (:1) 24V	VSWR Out (:1) 24V	Noise Figure (dB) 24V	Pout at 1dB Compression (dBm) 24V	Pout at Saturation (dBm) 24V	Output IP3 (dBm) 24V
700	54.0	38.0	1.7	1.4	13.0	36.3	46.5	53.5
800	54.6	36.0	1.7	1.3	12.8	38.0	47.3	57.0
1000	55.0	34.0	1.6	1.1	12.7	39.6	47.8	53.9
1200	56.0	38.0	1.6	1.3	12.8	39.6	47.6	51.9
1400	52.4	46.0	1.5	1.3	12.8	37.6	46.7	50.2
1600	50.7	43.0	1.4	1.2	12.7	37.2	45.9	49.3
1800	50.2	48.0	1.3	1.2	12.6	37.6	45.2	49.2
2000	50.2	39.0	1.3	1.6	12.7	38.5	44.6	49.3
2200	51.3	40.0	1.2	1.6	12.6	39.6	44.9	50.1
2400	51.2	52.0	1.2	1.5	13.0	40.4	45.5	50.6
2600	49.2	49.0	1.2	1.6	12.6	40.1	45.4	50.2
2800	50.4	50.0	1.2	1.5	12.7	39.8	42.2	50.0
3000	53.7	42.0	1.2	1.8	12.7	40.0	45.0	49.2
3200	55.2	32.0	1.2	1.2	12.8	40.3	44.9	47.9
3400	53.8	38.0	1.1	1.5	13.0	38.8	44.3	46.4
3600	51.7	43.0	1.1	1.4	12.9	39.0	44.9	47.6
3800	52.1	45.0	1.1	1.2	12.9	38.6	44.4	47.7
4000	50.4	36.0	1.2	1.2	13.0	38.2	43.8	47.9
4200	52.7	47.0	1.3	1.4	12.2	38.5	43.9	48.6
4400	53.6	45.0	1.4	1.1	13.3	38.8	44.6	49.0
4600	53.1	37.0	1.4	1.3	13.5	38.7	44.9	49.0
4800	50.9	44.0	1.5	1.6	13.5	39.2	45.0	49.4
5000	46.7	46.0	1.5	1.3	13.6	40.1	45.7	48.8
5200	51.5	52.0	1.5	1.2	13.8	40.0	45.4	48.1
5400	51.3	39.0	1.5	1.4	13.9	39.5	45.0	47.4
5600	51.2	43.0	1.5	1.1	14.1	39.6	45.1	48.2
5800	51.8	46.0	1.5	1.2	14.4	40.0	45.0	47.9
6000	47.4	47.0	1.4	1.5	14.8	39.4	43.6	45.0

Typical Performance Curves



Outline Dimensions

NG1942



CASE #	A	B	C	D	E	F	G	H	J	K	L
NG1942	5.20 (132.08)	19.00 (482.60)	20.00 (508.00)	.13 (3.30)	.94 (23.88)	17.13 (435.10)	2.25 (57.15)	18.31 (465.07)	3.17 (80.52)	3.49 (88.65)	3.82 (97.03)

CASE #	M	N	P	Q	R	S	T	WT, GRAMS
NG1942	7.63 (193.80)	5.12 (130.05)	2.23 (56.64)	2.24 (56.90)	4.05 (102.87)	--	--	13610

Dimensions are in inches (mm). Tolerances: 2Pl. $\pm .03$; 3Pl. $\pm .015$

Note:

1. Case material: Aluminum alloy.
2. Finish: Powder coating, Color: White.



INTERNET <http://www.minicircuits.com>
 P.O. Box 350166, Brooklyn, New York 11235-0003 (718) 934-4500 Fax (718) 332-4661
 Distribution Centers NORTH AMERICA 800-654-7949 • 417-335-5935 • Fax 417-335-5945 • EUROPE 44-1252-832600 • Fax 44-1252-837010
 Mini-Circuits ISO 9001 & ISO 14001 Certified



All Mini-Circuits products are manufactured under exacting quality assurance and control standards, and are capable of meeting published specifications after being subjected to any or all of the following physical and environmental test.

Specification	Test/Inspection Condition	Reference/Spec
Operating Temperature	-0° to 50° C Ambient Environment	Individual Model Data Sheet
Storage Temperature	-20° to 70° C (non condensing)	Individual Model Data Sheet