



FLEXIBLE

Coaxial Cable

FL86-12KMVM+

50Ω 12 inch DC to 40 GHz 2.92mm-Male to 2.4mm-Male

THE BIG DEAL

- Wideband frequency coverage, DC to 40 GHz
- Low Loss, 1.6 dB typ. at 40 GHz
- Excellent Return Loss, 21 dB at 40 GHz
- 6mm bend radius for tight installations, 6mm static bend, 20mm dynamic bend
- Insulated outer jacket standard
- Connector interface, meets MIL-STD-348
- Ideal for interconnect of assembled systems



Generic photo used for illustration purposes only

Model No.	FL86-12KMVM+
Case Style	SE3058-12
Connectors	2.92mm-Male to 2.4mm-Male

+RoHS Compliant

The +Suffix identifies RoHS Compliance. See our website for methodologies and qualifications

APPLICATIONS

- Communication Receivers and Transmitters
- Military and Aerospace Systems
- Environmental and Test Chambers
- Test Accessory

PRODUCT OVERVIEW

The FL86 Series Flexible Coaxial Cables are ideal for interconnection of coaxial components or sub-systems. The construction includes a silver-plated copper-clad steel center conductor. The outer shield is copper braid, tin soaked, which minimizes signal leakage and at the same time flexible for easy bend. Dielectric is low loss PTFE. Connectors have brass coupling nut over nickel plated body with a gold plated brass center conductor. The FL86 Series Flexible cables are available in variety of length to meet your requirements.

KEY FEATURES

Feature	Advantages
Flexible RF Cables	The FL86 Series Flexible cables are ideal for use integrating coaxial components and sub-assemblies without the need for special cable-bending tools and alleviating the risk of damage during the bending process typical of semi-rigid coaxial cable assemblies.
Tight Bend Radius, 6mm Static Bend, 20mm Dynamic	Capable bend radius, 6mm static bend, 20mm dynamic, the FL86 Flexible series is able to make connections in tight spaces making these cables ideal for dense system integration.
Excellent Return Loss <ul style="list-style-type: none"> • 28 dB typ. at 18 GHz • 21 dB typ. at 40 GHz 	The FL86 Series Flexible Cables are ideally suited for interconnecting a wide variety of RF components while minimizing VSWR ripple contribution due to mating cables & connectors.
Good Power Handling Capability <ul style="list-style-type: none"> • 12W at 40 GHz 	Mini-Circuits FL86 Cable series can support medium to high RF power levels enabling these cables to be used in the transmit path. NOTE: power rating is at sea-level altitudes.





FLEXIBLE

Coaxial Cable

FL86-12KMVM+



50Ω 12 inch DC to 40 GHz 2.92mm-Male to 2.4mm-Male

ELECTRICAL SPECIFICATIONS AT +25°C

Parameter	Frequency (GHz)	Min.	Typ.	Max.	Units
Frequency Range		DC	—	40	GHz
Length ¹		12			inches
Insertion Loss	DC - 6	—	0.37	0.85	dB
	6 - 18	—	0.79	1.56	
	18 - 26.5	—	1.12	1.96	
	26.5 - 40	—	1.46	2.49	
Return Loss	DC -18	17.7	30.4	—	dB
	18 - 40	15.5	27.3	—	

1. Custom sizes available, consult factory.

ABSOLUTE MAXIMUM RATINGS

Parameter	Ratings
Operating Temperature	-55°C to +100°C
Storage Temperature	-55°C to +100°C
Power Handling at 25°C, Sea Level	198W at 0.5 GHz
	99W at 2 GHz
	57W at 6 GHz
	44W at 10 GHz
	33W at 18 GHz
	16W at 26.5 GHz
	12W at 40 GHz

Permanent damage may occur if any of these limits are exceeded.





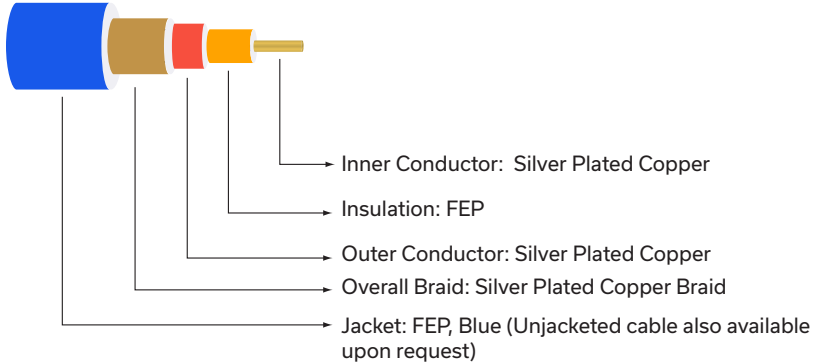
FLEXIBLE

Coaxial Cable

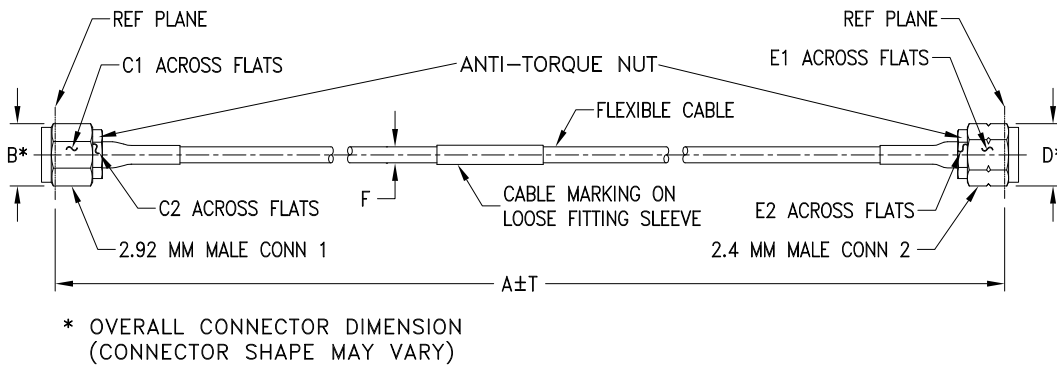
FL86-12KMVM+

50Ω 12 inch DC to 40 GHz 2.92mm-Male to 2.4mm-Male

CABLE CONSTRUCTION



OUTLINE DRAWING



OUTLINE DIMENSIONS (Inch/mm)

A	B	C1	C2	D	E1	E2	T	wt
12.0	.36	.315	.256	.36	.315	.256	0.1	grams
304.80	9.14	8.00	6.50	9.14	8.00	6.50	2.54	12.10





FLEXIBLE

Coaxial Cable

FL86-12KMVM+

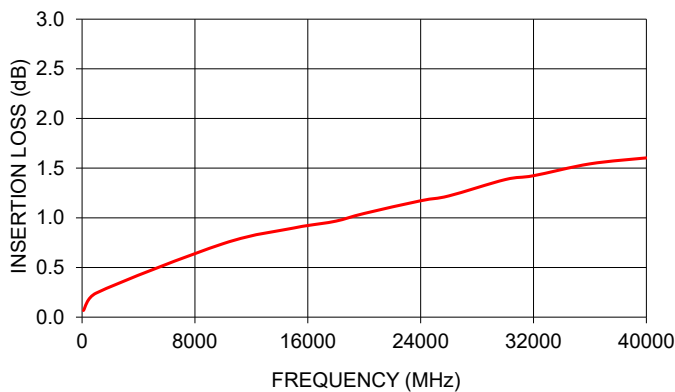


50Ω 12 inch DC to 40 GHz 2.92mm-Male to 2.4mm-Male

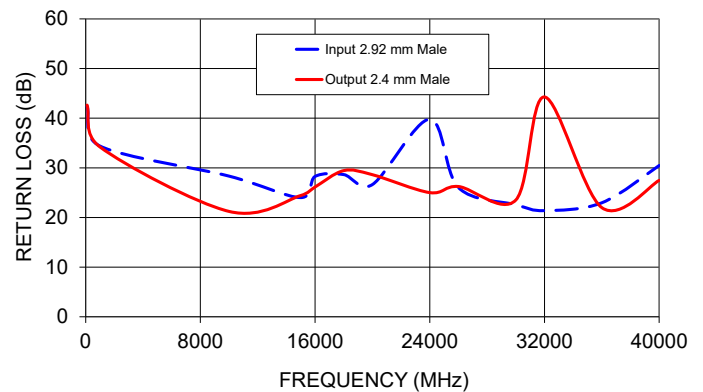
TYPICAL PERFORMANCE DATA AND CHARTS

Frequency (MHz)	Insertion Loss (dB)	Return Loss (dB)	
		2.92mm-Male	2.4mm-Male
100	0.07	42.38	42.63
1000	0.24	34.38	34.20
10000	0.74	28.33	21.22
15000	0.90	24.01	24.43
16000	0.92	28.27	26.14
18000	0.97	28.64	29.44
20000	1.04	26.64	28.62
24000	1.17	39.78	25.01
26000	1.22	26.02	26.24
30000	1.38	22.57	23.52
32000	1.42	21.38	44.27
36000	1.54	22.96	21.98
40000	1.60	30.47	27.47

FL86-12KMVM+
INSERTION LOSS



FL86-12KMVM+
RETURN LOSS



NOTES

- A. Performance and quality attributes and conditions not expressly stated in this specification document are intended to be excluded and do not form a part of this specification document.
- B. Electrical specifications and performance data contained in this specification document are based on Mini-Circuit's applicable established test performance criteria and measurement instructions.
- C. The parts covered by this specification document are subject to Mini-Circuits standard limited warranty and terms and conditions (collectively, "Standard Terms"); Purchasers of this part are entitled to the rights and benefits contained therein. For a full statement of the standard terms and the exclusive rights and remedies thereunder, please visit Mini-Circuits' website at www.minicircuits.com/terms/viewterm.html



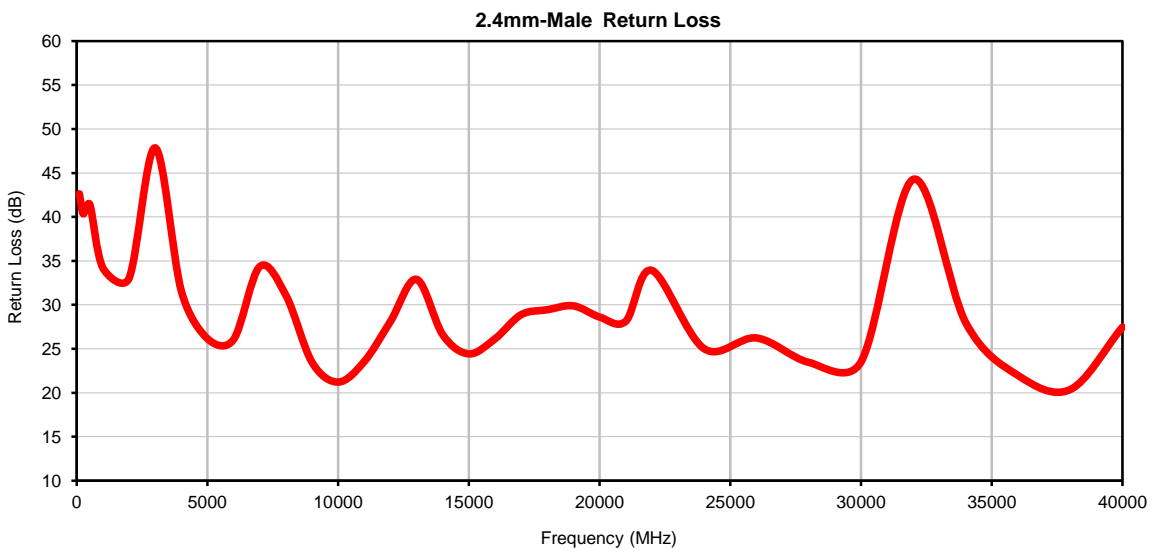
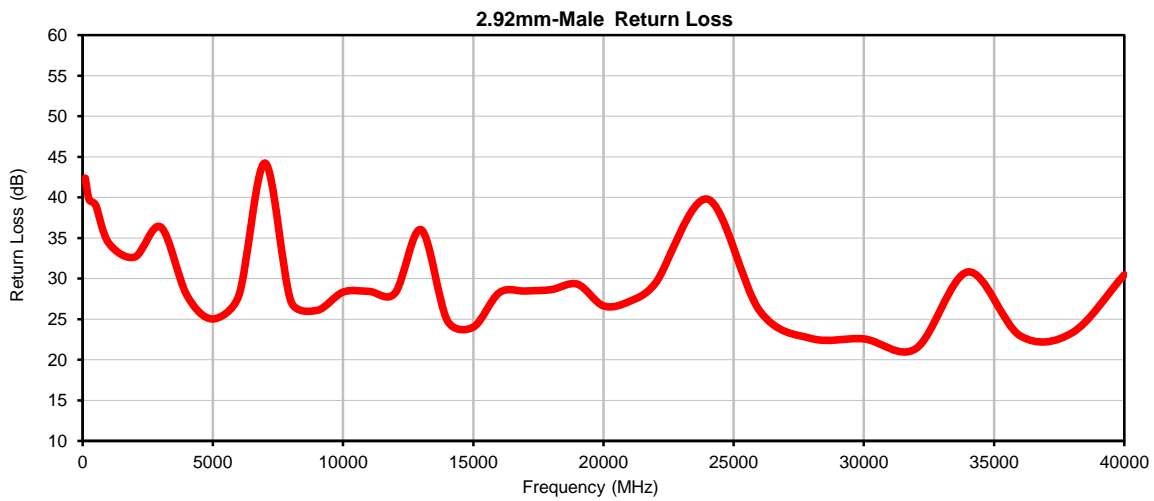
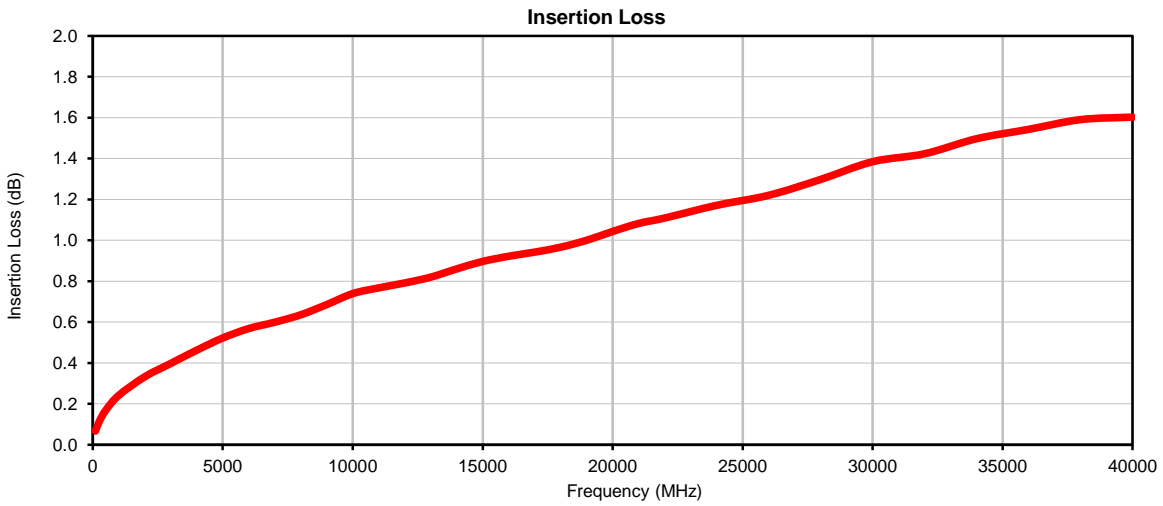
Flexible Coaxial Cable, 2.92mm-M/2.4mm-M FL86-12KMVM+

Typical Performance Data

FREQUENCY (MHz)	INSERTION LOSS (dB)	2.92mm-MALE RETURN LOSS (dB)	2.4mm-MALE RETURN LOSS (dB)
100	0.07	42.38	42.63
250	0.11	39.71	40.35
500	0.17	39.04	41.40
1000	0.24	34.38	34.20
2000	0.33	32.66	33.03
3000	0.40	36.35	47.85
4000	0.46	27.96	31.58
5000	0.52	25.02	26.16
6000	0.57	27.94	26.06
7000	0.60	44.24	34.35
8000	0.64	27.19	31.09
9000	0.69	26.08	23.47
10000	0.74	28.33	21.22
11000	0.77	28.42	23.56
12000	0.79	28.24	28.12
13000	0.82	36.02	32.90
14000	0.86	24.85	26.61
15000	0.90	24.01	24.43
16000	0.92	28.27	26.14
17000	0.94	28.47	28.88
18000	0.97	28.64	29.44
19000	1.00	29.32	29.89
20000	1.04	26.64	28.62
21000	1.08	27.19	28.14
22000	1.11	29.45	33.92
24000	1.17	39.78	25.01
26000	1.22	26.02	26.24
28000	1.30	22.60	23.46
30000	1.38	22.57	23.52
32000	1.42	21.38	44.27
34000	1.50	30.82	28.01
36000	1.54	22.96	21.98
38000	1.59	23.33	20.37
40000	1.60	30.47	27.47

Flexible Coaxial Cable, 2.92mm-M/2.4mm-M FL86-12KMVM+

Typical Performance Curves

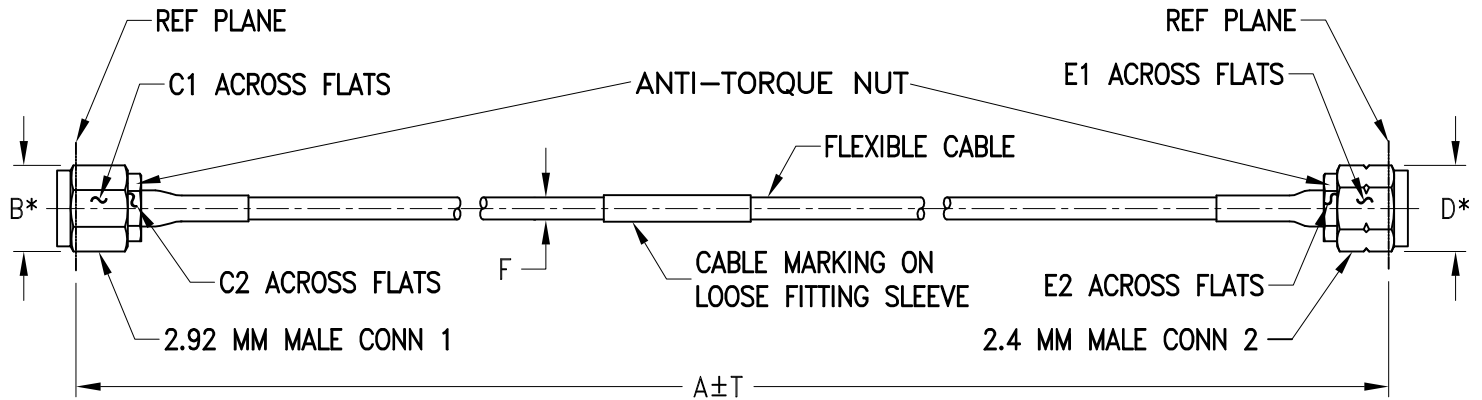


Case Style

SE

Outline Dimensions

SE3058



* OVERALL CONNECTOR DIMENSION
(CONNECTOR SHAPE MAY VARY)

SE3058 SERIES

2.92 MM MALE (CONN 1)

2.4 MM MALE (CONN 2)

CASE STYLE #	A		B	C1	C2	D	E1	E2	F FL86-AKMVM+	T		WT. (GRAMS)
	INCH	MM								INCH	MM	
SE3058-12	12.00	304.80								.10	2.54	12.10
			0.36 [9.14]	.315 [8.00]	.256 [6.50]	.36 [9.14]	.315 [8.00]	.256 [6.50]	.106±.004 [2.64±0.1]			

Unless otherwise specified dimensions are in inches (mm).

Tolerances: 2 Pl.±.03; 3 Pl. ±.015

Note:

1. 086 Flexible Coaxial Cable.
2. "A" Represents Length of Cable.

Mini-Circuits®
ISO 9001 ISO 14001 CERTIFIED

ALL NEW
minicircuits.com

P.O. Box 350166, Brooklyn, New York 11235-0003 (718) 934-4500 Fax (718) 332-4661 For detailed performance specs & shopping online see Mini-Circuits web site



The Design Engineers Search Engine Provides ACTUAL Data Instantly From MINI-CIRCUITS At: www.minicircuits.com

RF/IF MICROWAVE COMPONENTS



All Mini-Circuits products are manufactured under exacting quality assurance and control standards, and are capable of meeting published specifications after being subjected to any or all of the following physical and environmental test.

Specification	Test/Inspection Condition	Reference/Spec
Operating Temperature	-55° to 100°C Ambient Environment	Individual Model Data Sheet
Storage Temperature	-55° to 100° C Ambient Environment	Individual Model Data Sheet
Thermal Shock	-55° to 85°C, 25 cycles	MIL-STD-202F: Method 107G