



# Test Cable

## CBL-2M-NMNM+

Mini-Circuits

50Ω 2M DC to 18 GHz N-Male

### FEATURES

- Wideband coverage, DC to 18 GHz
- Extra rugged construction with strain relief for longer life
- Stainless steel N-Male connectors for long mating-cycle life
- Useful over temperature range, -55°C to 105°C
- Triple shield cable for excellent shielding effectiveness
- Flexible for easy connection & bend radius
- Superior stability of insertion loss, VSWR & phase vs. flexing
- 6 month guarantee\*



Generic photo used for illustration purposes only

Model No.	CBL-2M-NMNM+
Case Style	GM1106-6.56
Connectors	N-Male

### APPLICATIONS

- High volume production test stations
- Research & development labs
- Environmental & temperature test chambers
- Replacement for OEM test port cables
- Field RF testing
- Cellular infrastructure site testing

**+RoHS Compliant**  
 The +Suffix identifies RoHS Compliance.  
 See our website for methodologies and qualifications

### ELECTRICAL SPECIFICATIONS AT +25°C

Parameter	Frequency (GHz)	Min.			Typ.			Max.			Units
Frequency range				DC					18		GHz
Length <sup>1</sup>						2					M
Insertion Loss	DC - 2.5			—		1.2			1.4		dB
	2.5 - 6			—		2.1			2.6		
	6 - 12			—		3.3			3.9		
	12 - 18			—		4.0			5.0		
Return Loss	DC - 2.5			23		30			—		dB
	2.5 - 6			20		30			—		
	6 - 12			17		27			—		
	12 - 18			17		22			—		

1. Custom sizes available, consult factory.

### ABSOLUTE MAXIMUM RATINGS

Parameter	Ratings
Operating Temperature	-55°C to +105°C
Storage Temperature	-55°C to +105°C
Shielding Effectiveness	>100 dB
Power Handling at 25°C	891W Max. at 0.4 GHz 539W Max. at 1 GHz 363W Max. at 2 GHz 180W Max. at 6 GHz 117W Max. at 12 GHz 88W Max. at 18 GHz

Permanent damage may occur if any of these limits are exceeded.

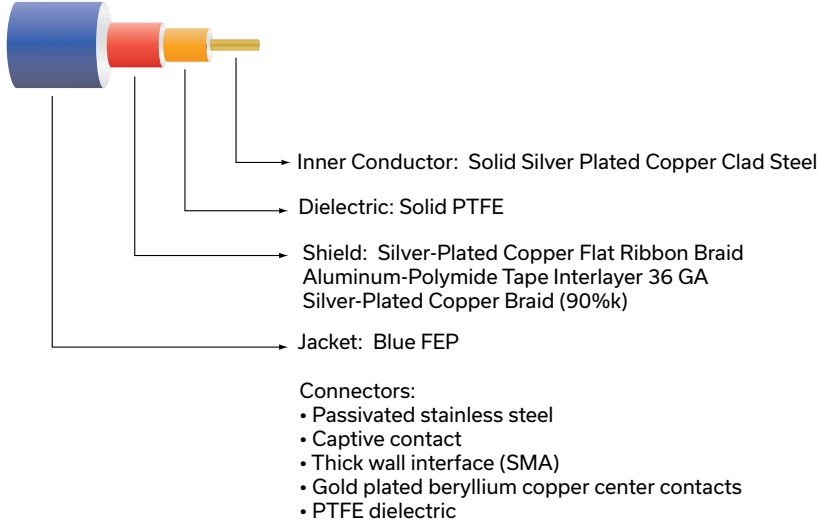
**Product Guarantee\***  
 Mini-Circuits® will repair or replace your test cable at its option if the connector attachment fails within six months of shipment. This guarantee excludes cable or connector interface damage from misuse or abuse.

REV. C  
 ECO-019339  
 CBL-2M-NMNM+  
 MCL NY  
 240122

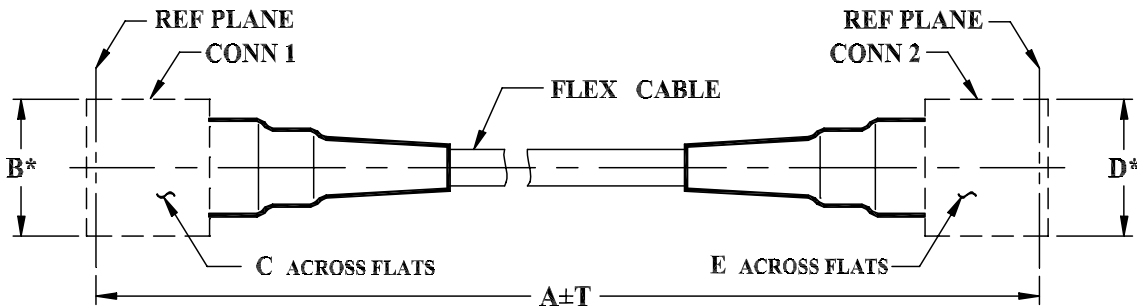




### CABLE CONSTRUCTION



### OUTLINE DRAWING



\*OVERALL CONNECTOR OR CABLE & BOOT DIMENSION (CONNECTOR SHAPE MAY VARY)

### OUTLINE DIMENSIONS (Inch/mm)

A		B		C		D		E		T		wt
Feet	Meters	.88	.750	.88	.750	Feet	Meters	grams				
6.56	2.00	22.35	19.05	22.35	19.05	0.2	0.06	225				



# Test Cable

## CBL-2M-NMNM+

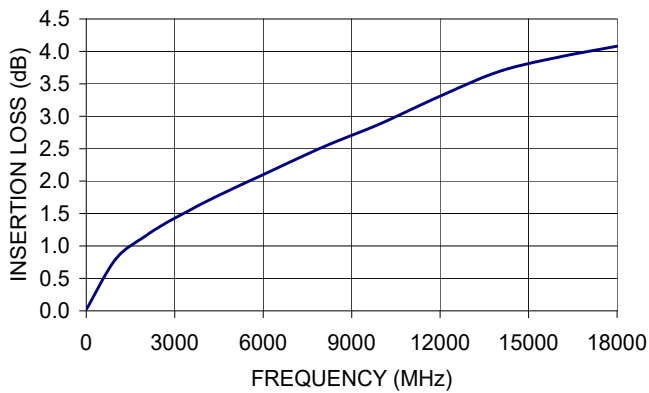
Mini-Circuits

50Ω 2M DC to 18 GHz N-Male

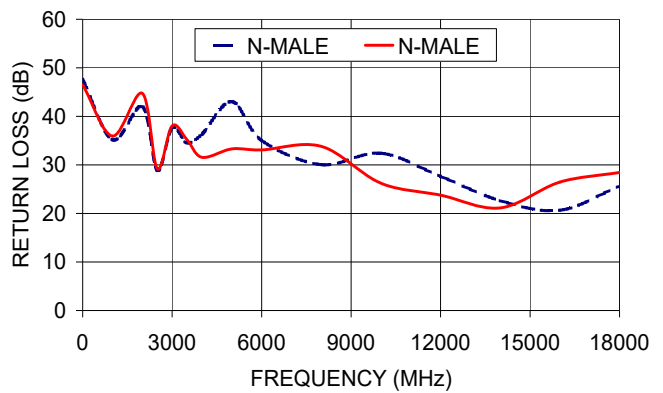
### TYPICAL PERFORMANCE DATA

Frequenc (MHz)	Insertion Loss (dB)	Return Loss (dB)	
		N-MALE	N-MALE
0.30	0.02	47.63	46.51
1000.00	0.80	35.17	35.92
2000.00	1.15	42.01	44.74
2500.00	1.30	28.87	29.19
3000.00	1.43	37.61	38.05
3500.00	1.55	34.54	35.18
4000.00	1.67	36.34	31.55
5000.00	1.89	43.05	33.28
6000.00	2.10	35.02	33.09
8000.00	2.52	30.04	33.81
10000.00	2.89	32.42	26.23
12000.00	3.31	27.64	23.77
14000.00	3.69	22.63	21.14
16000.00	3.91	20.65	26.45
18000.00	4.08	25.62	28.44

CBL-2M-NMNM+ INSERTION LOSS



CBL-2M-NMNM+ RETURN LOSS



#### NOTES

- A. Performance and quality attributes and conditions not expressly stated in this specification document are intended to be excluded and do not form a part of this specification document.
- B. Electrical specifications and performance data contained in this specification document are based on Mini-Circuit's applicable established test performance criteria and measurement instructions.
- C. The parts covered by this specification document are subject to Mini-Circuits standard limited warranty and terms and conditions (collectively, "Standard Terms"); Purchasers of this part are entitled to the rights and benefits contained therein. For a full statement of the standard. Terms and the exclusive rights and remedies thereunder, please visit Mini-Circuits' website at [www.minicircuits.com/MCLStore/terms.jsp](http://www.minicircuits.com/MCLStore/terms.jsp)



# Test Cable, N-Male/N-Male

# CBL-2M-NMNM+

## Typical Performance Data

FREQUENCY (MHz)	INSERTION LOSS (dB)	N-MALE 1 RETURN LOSS (dB)	N-MALE 2 RETURN LOSS (dB)
0.3	0.02	47.63	46.51
0.7	0.01	48.86	48.31
1.0	0.02	48.60	48.26
3.0	0.04	45.29	45.23
5.0	0.05	43.51	43.52
7.0	0.06	42.44	42.48
9.0	0.07	41.54	41.69
10.0	0.07	41.10	41.22
30.0	0.13	37.94	38.43
50.0	0.17	47.40	47.17
70.0	0.20	39.96	39.39
90.0	0.23	38.63	38.84
100.0	0.24	43.86	43.66
200.0	0.34	37.35	37.37
300.0	0.42	36.37	35.85
400.0	0.49	36.02	35.29
500.0	0.55	38.62	38.68
600.0	0.60	43.18	43.27
700.0	0.65	46.47	41.80
800.0	0.71	39.12	37.97
900.0	0.76	34.46	33.50
1000.0	0.80	35.17	35.92
1500.0	0.98	32.83	33.80
2000.0	1.15	42.01	44.74
2500.0	1.30	28.87	29.19
3000.0	1.43	37.61	38.05
3500.0	1.55	34.54	35.18
4000.0	1.67	36.34	31.55
4500.0	1.79	45.45	33.17
5000.0	1.89	43.05	33.28
5500.0	1.98	34.00	32.18
6000.0	2.10	35.02	33.09
6500.0	2.23	46.22	33.56
7000.0	2.33	32.75	34.81
7500.0	2.42	47.56	40.93
8000.0	2.52	30.04	33.81
8500.0	2.63	33.27	31.05
9000.0	2.71	32.27	31.62
9500.0	2.79	30.22	29.30
10000.0	2.89	32.42	26.23
10500.0	3.03	29.96	26.58
11000.0	3.18	30.02	24.20
11500.0	3.22	33.25	28.30
12000.0	3.31	27.64	23.77
12500.0	3.35	26.12	27.99
13000.0	3.42	23.58	23.01
13500.0	3.57	23.09	23.14
14000.0	3.69	22.63	21.14
14500.0	3.76	21.79	21.03
15000.0	3.81	20.96	22.57
15500.0	3.83	18.88	22.06
16000.0	3.91	20.65	26.45
16500.0	3.93	18.90	20.69
17000.0	4.03	22.17	24.16
17500.0	4.11	19.73	24.63
18000.0	4.08	25.62	28.44



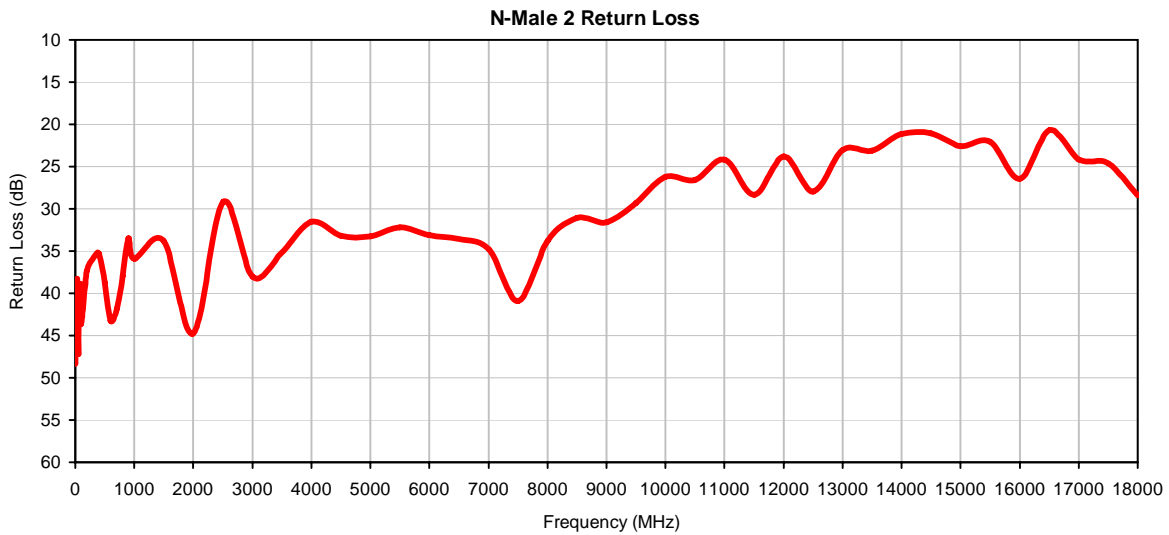
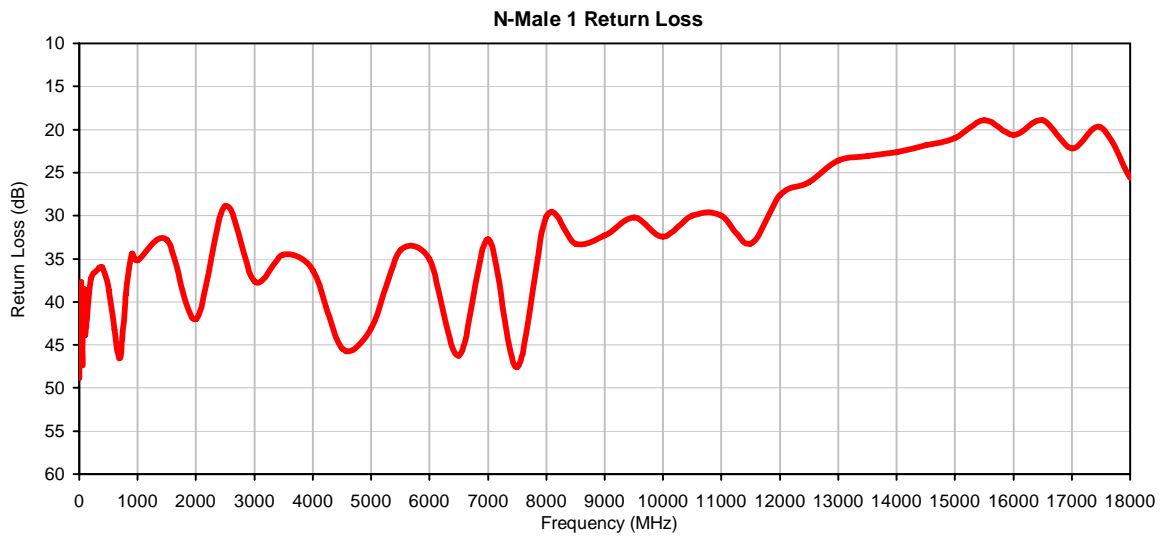
ISO 9001 ISO 14001 AS 9100 CERTIFIED



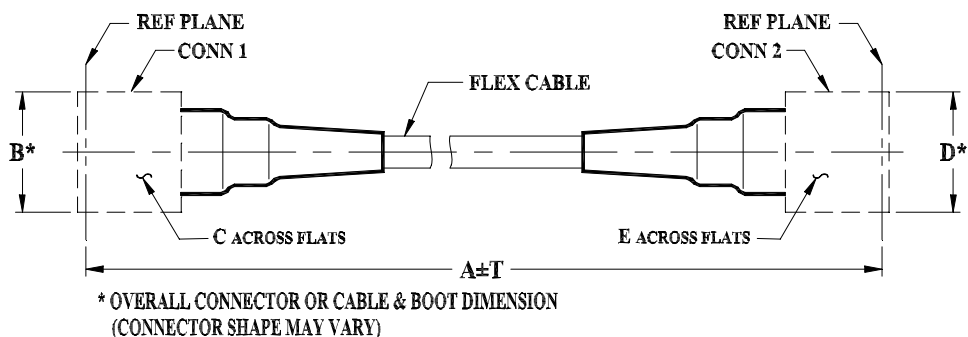
P.O. Box 350166, Brooklyn, New York 11235-0000 (718) 934-4500 Fax (718) 332-4951 For detailed performance specs & shopping online see Mini-Circuits web site  
The Design Engineers Search Engine Provides ACTUAL Data Instantly From MINI-CIRCUITS At: www.minicircuits.com

RF/MICROWAVE COMPONENTS

## Typical Performance Curves



### Outline Dimensions



GM1106 SERIES  
N MALE (CONN-1)  
N MALE (CONN-2)

CASE STYLE #	A		B	C	D	E	T		WEIGHT GRAMS
	FEET	METERS					FEET	METERS	
GM1106-1	1.00	.30	.88 (22.35)	.750 (19.05)	.88 (22.35)	.750 (19.05)	.06	.02	117
GM1106-1.5	1.50	.46					.06	.02	127
GM1106-1.64	1.64	.50					.06	.02	129
GM1106-2	2.00	.61					.06	.02	137
GM1106-3	3.00	.91					.09	.03	156
GM1106-3.28	3.28	1.00					.10	.03	161
GM1106-4	4.00	1.22					.12	.04	176
GM1106-4.92	4.92	1.50					.15	.05	193
GM1106-5	5.00	1.52					.15	.05	195
GM1106-6	6.00	1.83					.18	.05	215
GM1106-6.56	6.56	2.00					.20	.06	225
GM1106-7	7.00	2.13					.21	.06	221
GM1106-7.5	7.50	2.29					.23	.07	244
GM1106-8	8.00	2.44					.24	.07	240
GM1106-9	9.00	2.74					.27	.08	273
GM1106-9.84	9.84	3.00					.30	.09	289
GM1106-10	10.00	3.05					.30	.09	293
GM1106-12	12.00	3.66					.36	.11	332
GM1106-13.1	13.12	4.00					.39	.12	353
GM1106-15	15.00	4.57					.45	.14	390
GM1106-16.4	16.40	5.00	.49	.15	417				
GM1106-20	20.00	6.10	.60	.18	488				
GM1106-25	25.00	7.62	.75	.23	585				
GM1106-30	30.00	9.14	.90	.27	683				
GM1106-50	50.00	15.24	1.50	.46	1073				
GM1106-131	131.23	40.00	3.94	1.20	2656				

Unless otherwise specified dimensions are in inches (mm).

Tolerances: 2Pl. ±.03; 3Pl. ±.015

**Note:**

1. Flexible Coaxial Cable.



INTERNET <http://www.minicircuits.com>  
 P.O. Box 350166, Brooklyn, New York 11235-0003 (718) 934-4500 Fax (718) 332-4661  
 Distribution Centers NORTH AMERICA 800-654-7949 • 417-335-5935 • Fax 417-335-5945 • EUROPE 44-1252-832600 • Fax 44-1252-837010  
 Mini-Circuits ISO 9001 & ISO 14001 Certified



All Mini-Circuits products are manufactured under exacting quality assurance and control standards, and are capable of meeting published specifications after being subjected to any or all of the following physical and environmental test.

Specification	Test/Inspection Condition	Reference/Spec
Operating Temperature	-55° to 105°C Ambient Environment	Individual Model Data Sheet
Storage Temperature	-55° to 105°C Ambient Environment	Individual Model Data Sheet
Thermal Shock	-55° to 105°C, 100 cycles	MIL-STD-202, Method 107, Condition A-3, except -105°C
Mechanical Flexing	20,000 cycles During each cycle, cable flexed from 90° through 0° to -90° and back with a Radii of 3 inches	- - -