



Test Cable

CBL-12FT-SMSM+

50Ω 12FT DC to 18 GHz SMA-Male

FEATURES

- Wideband coverage, DC to 18 GHz
- Extra rugged construction with strain relief for longer life
- Stainless steel SMA connectors for long mating-cycle life
- Useful over temperature range, -55°C to +105°C
- Triple shield cable for excellent shielding effectiveness
- Flexible for easy connection & bend radius
- Superior stability of insertion loss, VSWR & phase vs. flexing
- 6 month guarantee*



Generic photo used for illustration purposes only

Model No.	CBL-12FT-SMSM+
Case Style	GM1006-12
Connectors	SMA-Male

APPLICATIONS

- High volume production test stations
- Research & development labs
- Environmental & temperature test chambers
- Replacement for OEM test port cables
- Field RF testing
- Cellular infrastructure site testing

+RoHS Compliant

The +Suffix identifies RoHS Compliance. See our website for methodologies and qualifications

ELECTRICAL SPECIFICATIONS AT +25°C

Parameter	Frequency (GHz)	Min.	Typ.	Max.	Units
Frequency range		DC		18	GHz
Length ¹			12		FT
Insertion Loss	DC - 2.5	—	2.0	2.45	dB
	2.5 - 6	—	3.8	4.4	
	6 - 12	—	5.9	6.7	
	12 - 18	—	7.3	8.7	
Return Loss	DC - 2.5	23	30	—	dB
	2.5 - 6	20	30	—	
	6 - 12	17	27	—	
	12 - 18	17	22	—	

1. Custom sizes available, consult factory.

ABSOLUTE MAXIMUM RATINGS

Parameter	Ratings
Operating Temperature	-55°C to +105°C
Storage Temperature	-55°C to +105°C
Shielding Effectiveness	>100 dB
Power Handling at 25°C	891W Max. at 0.4 GHz 539W Max. at 1 GHz 363W Max. at 2 GHz 180W Max. at 6 GHz 117W Max. at 12 GHz 88W Max. at 18 GHz

Product Guarantee*

Mini-Circuits® will repair or replace your test cable at its option if the connector attachment fails within six months of shipment. This guarantee excludes cable or connector interface damage from misuse or abuse.



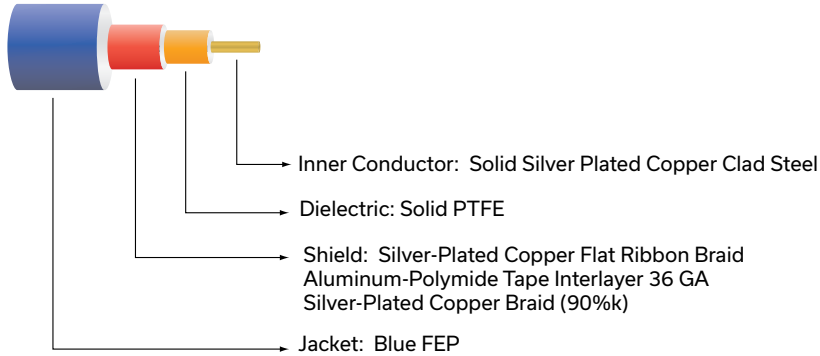


Test Cable

CBL-12FT-SMSM+

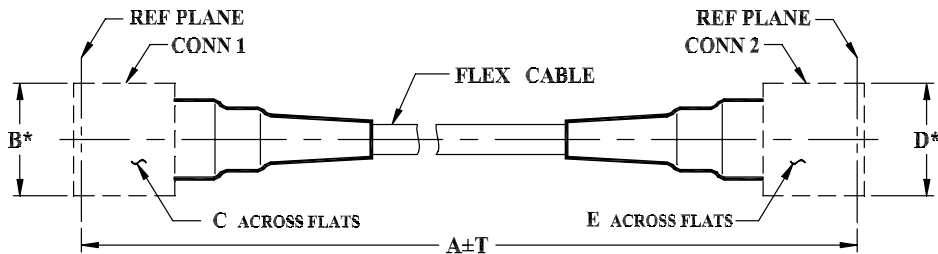
50Ω 12FT DC to 18 GHz SMA-Male

CABLE CONSTRUCTION



- Connectors:
- Passivated stainless steel
 - Captive contact
 - Thick wall interface (SMA)
 - Gold plated beryllium copper center contacts
 - PTFE dielectric

OUTLINE DRAWING



*OVERALL CONNECTOR OR CABLE & BOOT DIMENSION (CONNECTOR SHAPE MAY VARY)

OUTLINE DIMENSIONS (Inch/mm)

A	B	C	D	E	T	wt		
Feet	Meters	0.42	0.312	0.42	0.312	Feet	Meters	grams
12	3.66	10.67	7.92	10.67	7.92	0.36	0.11	262





Test Cable

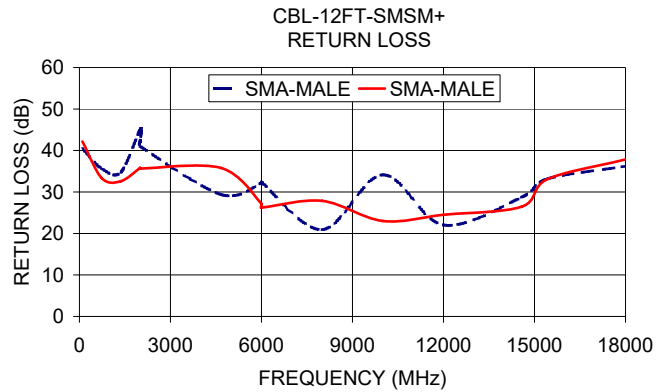
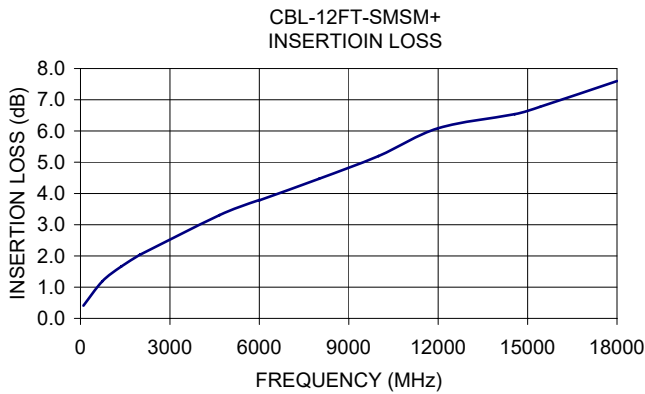
CBL-12FT-SMSM+

Mini-Circuits

50Ω 12FT DC to 18 GHz SMA-Male

TYPICAL PERFORMANCE DATA

Frequency (MHz)	Insertion Loss (dB)	Return Loss (dB)	
		SMA-Male	SMA-Male
100.00	0.41	40.41	42.16
733.33	1.19	35.65	33.36
1366.67	1.66	34.75	32.58
2000.00	2.04	45.00	35.83
2000.67	2.04	42.14	35.68
2001.00	2.04	41.01	35.63
4667.00	3.31	29.39	35.80
6000.00	3.79	32.18	27.21
6001.00	3.78	32.37	26.24
8000.67	4.47	20.93	27.86
10000.33	5.20	34.14	23.00
12000.00	6.09	22.05	24.50
14572.00	6.54	28.71	26.46
15429.00	6.78	33.17	33.09
18000.00	7.60	36.23	37.84



NOTES

- A. Performance and quality attributes and conditions not expressly stated in this specification document are intended to be excluded and do not form a part of this specification document.
- B. Electrical specifications and performance data contained in this specification document are based on Mini-Circuit's applicable established test performance criteria and measurement instructions.
- C. The parts covered by this specification document are subject to Mini-Circuits standard limited warranty and terms and conditions (collectively, "Standard Terms"); Purchasers of this part are entitled to the rights and benefits contained therein. For a full statement of the standard. Terms and the exclusive rights and remedies thereunder, please visit Mini-Circuits' website at www.minicircuits.com/MCLStore/terms.jsp



Test Cable, SMA-Male/SMA-Male

CBL-12FT-SMSM+

Typical Performance Data

FREQUENCY (MHz)	INSERTION LOSS (dB)	SMA-MALE 1 RETURN LOSS (dB)	SMA-MALE 2 RETURN LOSS (dB)
100	0.41	40.41	42.16
733	1.19	35.65	33.36
1367	1.66	34.75	32.58
2000	2.04	45.00	35.83
2000	2.04	43.49	35.73
2001	2.04	42.14	35.68
2001	2.04	41.01	35.63
3334	2.74	36.24	31.76
4667	3.31	29.39	35.80
6000	3.79	32.18	27.21
6000	3.78	32.28	26.85
6001	3.78	32.37	26.54
6001	3.78	32.37	26.24
8001	4.47	20.93	27.86
10000	5.20	34.14	23.00
12000	6.09	22.05	24.50
12000	6.09	22.11	24.13
12001	6.09	22.20	23.80
12001	6.09	22.27	23.48
12858	6.11	24.92	35.65
13715	6.24	28.70	27.64
14572	6.54	28.71	26.46
15429	6.78	33.17	33.09
16286	7.03	35.86	26.49
17143	7.37	32.50	31.15
18000	7.60	36.23	37.84

REV. X1
CBL-12FT-SMSM+
061115
Page 1 of 1



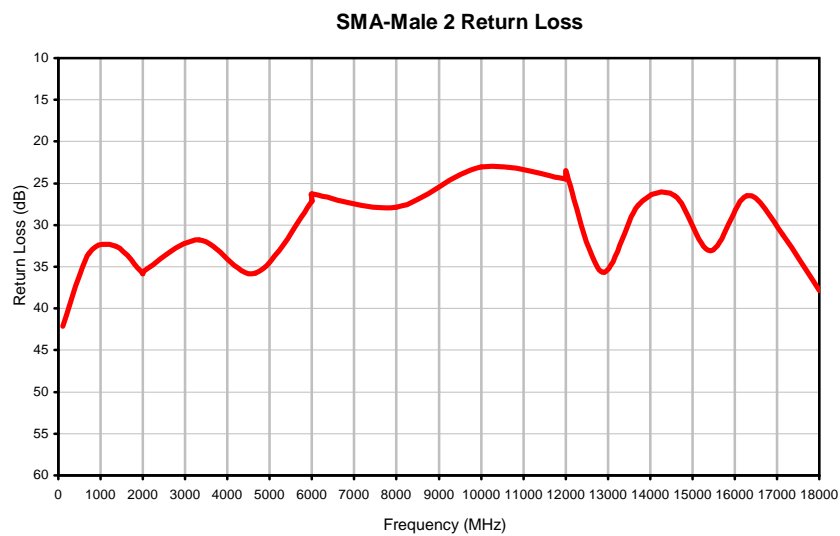
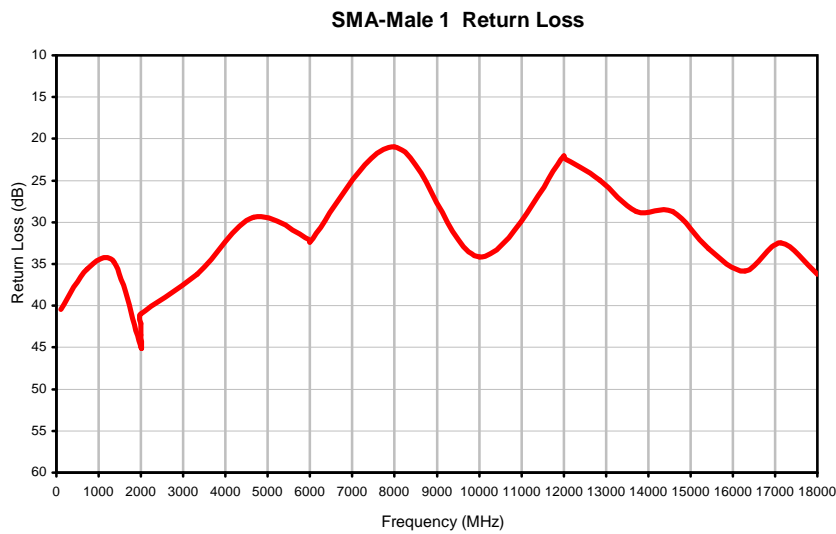
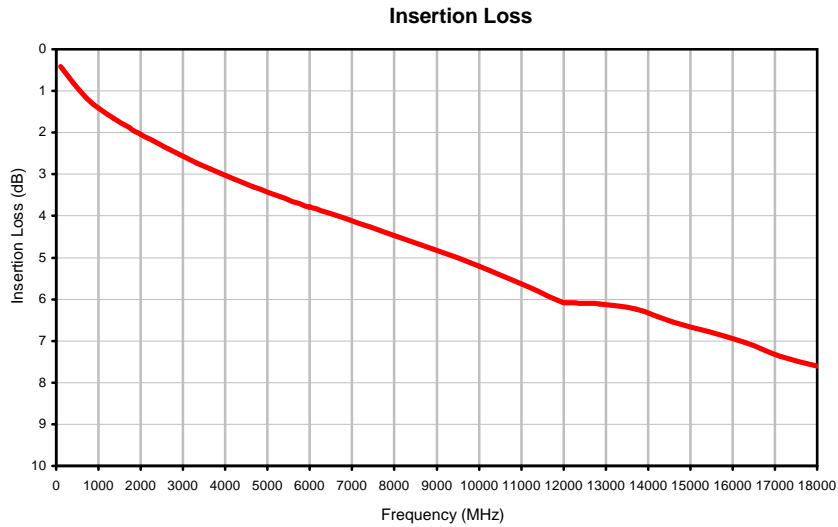
IF/RF MICROWAVE COMPONENTS • ISO 9001 ISO 14001 AS 9100 CERTIFIED RoHS compliant
P.O. Box 350166, Brooklyn, New York 11235-0003 (718) 934-4500 Fax (718) 332-4661



The Design Engineers Search Engine finds the model you need, Instantly • For detailed performance specs & shopping online see



Typical Performance Curves



Outline Dimensions



* OVERALL CONNECTOR OR CABLE & BOOT DIMENSION
(CONNECTOR SHAPE MAY VARY)

GM1006 SERIES
SMA MALE (CONN-1)
SMA MALE (CONN-2)

CASE STYLE #	A		B	C	D	E	T		WEIGHT GRAMS
	FEET	METERS					FEET	METERS	
GM1006-1	1.00	.30	0.42 (10.67)	0.312 (7.92)	0.42 (10.67)	0.312 (7.92)	.06	.02	48
GM1006-1.5	1.50	.46					.06	.02	58
GM1006-1.64	1.64	.50					.06	.02	60
GM1006-2	2.00	.61					.06	.02	67
GM1006-3	3.00	.91					.09	.03	87
GM1006-3.28	3.28	1.00					.10	.03	92
GM1006-3.5	3.50	1.07					.11	.03	97
GM1006-4	4.00	1.22					.12	.04	106
GM1006-4.92	4.92	1.50					.15	.05	124
GM1006-5	5.00	1.52					.15	.05	126
GM1006-6	6.00	1.83					.18	.05	145
GM1006-6.56	6.56	2.00					.20	.06	156
GM1006-7	7.00	2.13	.21	.06	165				
GM1006-7.5	7.50	2.29	.23	.07	175				
GM1006-8	8.00	2.44	.24	.07	184				
GM1006-8.2	8.20	2.50	.25	.08	188				
GM1006-9	9.00	2.74	.27	.08	204				
GM1006-9.84	9.84	3.00	.30	.09	220				
GM1006-10	10.00	3.05	.30	.09	223				
GM1006-11	11.00	3.35	.33	.10	243				
GM1006-12	12.00	3.66	.36	.11	262				

Unless otherwise specified dimensions are in inches (mm).

Tolerances: 2Pl. ± .03; 3Pl. ± .015

Note:

1. Flexible Coaxial Cable.

Case Style



GM1006 SERIES
SMA MALE (CONN-1)
SMA MALE (CONN-2)

CASE STYLE #	A		B	C	D	E	T		WEIGHT GRAMS
	FEET	METERS					FEET	METERS	
GM1006-14	14.00	4.27	0.42 (10.67)	0.312 (7.92)	0.42 (10.67)	0.312 (7.92)	.42	.13	301
GM1006-15	15.00	4.57					.45	.14	321
GM1006-16	16.00	4.88					.48	.15	340
GM1006-16.4	16.40	5.00					.49	.15	348
GM1006-17	17.00	5.18					.51	.16	360
GM1006-20	20.00	6.10					.60	.18	418
GM1006-23	23.00	7.01					.69	.21	477
GM1006-24	24.00	7.32					.72	.22	496
GM1006-25	25.00	7.62					.75	.23	516
GM1006-26	26.00	7.92					.78	.24	535
GM1006-27	27.00	8.23					.81	.25	555
GM1006-30	30.00	9.14					.90	.27	613
GM1006-32	32.00	9.75					.96	.29	652
GM1006-32.8	32.80	10.00					.98	.30	668
GM1006-35	35.00	10.67					1.05	.32	711
GM1006-37	37.00	11.28					1.11	.34	750
GM1006-39	39.00	11.89					1.17	.36	789
GM1006-40	40.00	12.19					1.20	.37	808
GM1006-50	50.00	15.24					1.50	.46	1003

Unless otherwise specified dimensions are in inches (mm).



INTERNET <http://www.minicircuits.com>
P.O. Box 350166, Brooklyn, New York 11235-0003 (718) 934-4500 Fax (718) 332-4661
Distribution Centers NORTH AMERICA 800-654-7949 • 417-335-5935 • Fax 417-335-5945 • EUROPE 44-1252-832600 • Fax 44-1252-837010
Mini-Circuits ISO 9001 & ISO 14001 Certified



All Mini-Circuits products are manufactured under exacting quality assurance and control standards, and are capable of meeting published specifications after being subjected to any or all of the following physical and environmental test.

Specification	Test/Inspection Condition	Reference/Spec
Operating Temperature	-55° to 105°C Ambient Environment	Individual Model Data Sheet
Storage Temperature	-55° to 105°C Ambient Environment	Individual Model Data Sheet
Thermal Shock	-55° to 105°C, 100 cycles	MIL-STD-202, Method 107, Condition A-3, except -105°C
Mechanical Flexing	20,000 cycles During each cycle, cable flexed from 90° through 0° to -90° and back with a Radii of 3 inches	- - -