

Coaxial

Precision Fixed Attenuator

BW-S50W2+

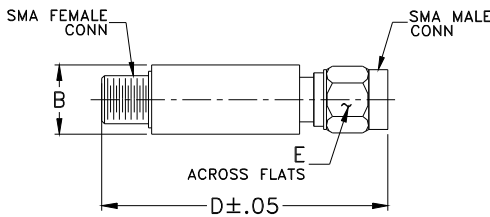
50Ω 2W 50dB DC to 18000 MHz

Maximum Ratings

Operating Temperature	-55°C to 100°C
Storage Temperature	-55°C to 100°C**

**With mated connectors, unmated, 85°C max.

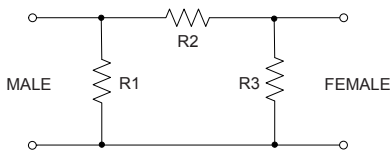
Outline Drawing



Outline Dimensions (inch/mm)

B	D	E	wt
0.36	1.49	0.312	grams
9.14	37.85	7.92	11.0

Electrical Schematic



Features

- DC to 18000 MHz
- precise attenuation
- excellent VSWR, 1.20 typ.
- stainless steel SMA male and female connectors

Applications

- matching
- instrumentation
- test set-ups



Generic photo used for illustration purposes only

CASE STYLE: FF1048

Connectors	Model
SMA Female-SMA Male	BW-S50W2+

+RoHS Compliant

The +Suffix identifies RoHS Compliance. See our web site for RoHS Compliance methodologies and qualifications

Electrical Specifications

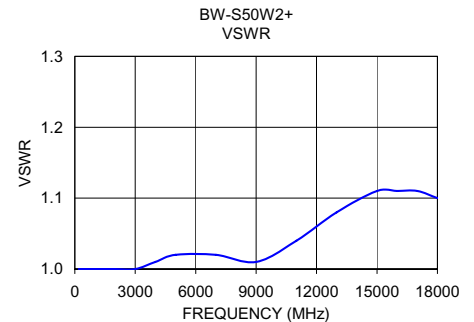
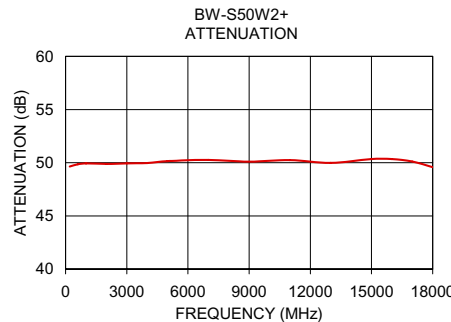
FREQ. RANGE (MHz)	ATTENUATION ¹ (dB)		VSWR (:1)			MAX. INPUT POWER ² (W)
	Nom.	ACCURACY	DC-4 GHz Max.	4-8 GHz Max.	8-12.4 GHz Max.	
f_L - f_U						
DC-18000	50	±1.5	1.15	1.20	1.25	2

1. At 25°C, accuracy includes frequency and power variations. Temperature coefficient for attenuation: .0004dB/dB/°C typ.

2. Average power at 25°C ambient, derate linearly to 0.875W at 100°C. Peak Power 250W max. 5µsec pulse width, 100 Hz PRF

Typical Performance Data

Frequency (MHz)	Attenuation (dB)	VSWR (:1)
200.00	49.64	1.00
600.00	49.85	1.00
1000.00	49.93	1.00
2000.00	49.88	1.00
3000.00	49.94	1.00
4000.00	49.96	1.01
5000.00	50.14	1.02
7000.00	50.26	1.02
9000.00	50.10	1.01
11000.00	50.25	1.04
13000.00	49.98	1.08
15000.00	50.34	1.11
16000.00	50.35	1.11
17000.00	50.12	1.11
18000.00	49.57	1.10



Notes

- Performance and quality attributes and conditions not expressly stated in this specification document are intended to be excluded and do not form a part of this specification document.
- Electrical specifications and performance data contained in this specification document are based on Mini-Circuit's applicable established test performance criteria and measurement instructions.
- The parts covered by this specification document are subject to Mini-Circuits standard limited warranty and terms and conditions (collectively, "Standard Terms"); Purchasers of this part are entitled to the rights and benefits contained therein. For a full statement of the Standard Terms and the exclusive rights and remedies thereunder, please visit Mini-Circuits' website at www.minicircuits.com/MCLStore/terms.jsp

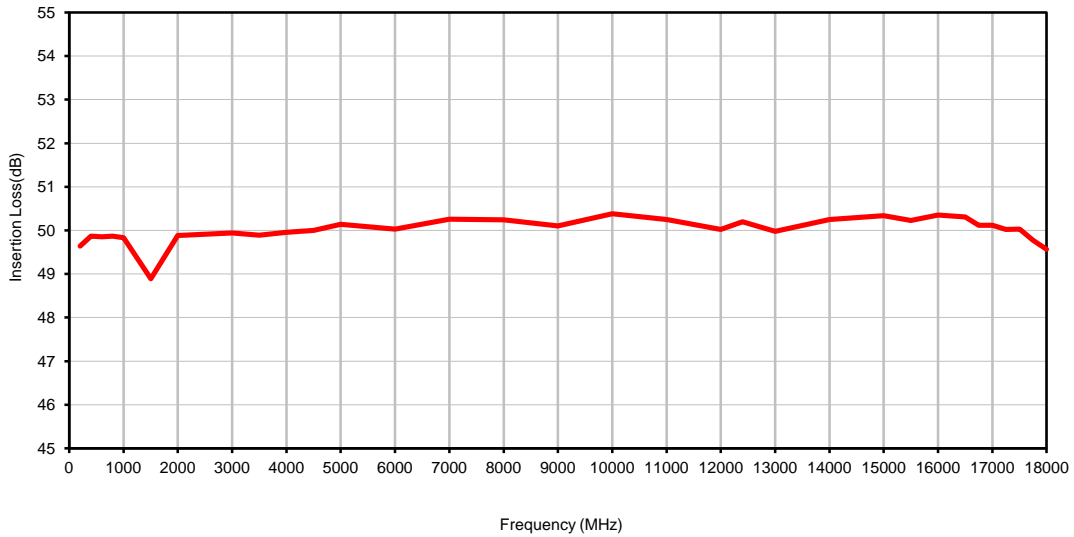


Typical Performance Data

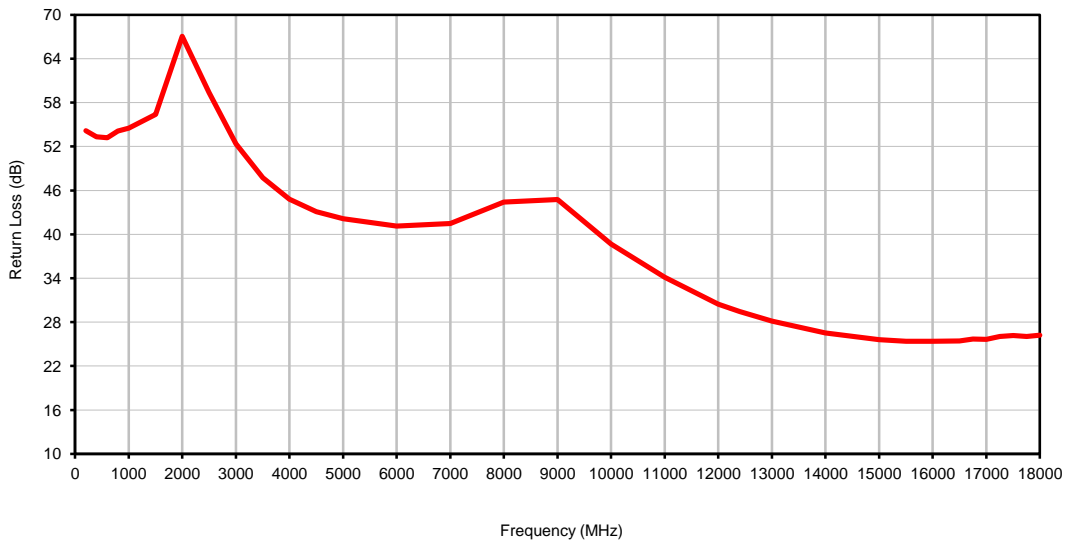
FREQUENCY (MHz)	ATTENUATION (dB)	RETURN LOSS (dB)
200.0	49.64	54.15
400.0	49.87	53.34
600.0	49.85	53.18
800.0	49.87	54.09
1000.0	49.83	54.49
1500.0	48.89	56.39
2000.0	49.88	67.04
2500.0	49.91	59.36
3000.0	49.94	52.35
3500.0	49.89	47.74
4000.0	49.96	44.81
4500.0	50.00	43.10
5000.0	50.14	42.15
6000.0	50.03	41.12
7000.0	50.26	41.48
8000.0	50.24	44.41
9000.0	50.10	44.76
10000.0	50.38	38.68
11000.0	50.25	34.14
12000.0	50.02	30.48
12400.0	50.20	29.44
13000.0	49.98	28.13
14000.0	50.25	26.54
15000.0	50.34	25.60
15500.0	50.23	25.37
16000.0	50.35	25.39
16500.0	50.31	25.42
16750.0	50.12	25.71
17000.0	50.12	25.63
17250.0	50.02	26.05
17500.0	50.03	26.18
17750.0	49.77	26.04
18000.0	49.57	26.22

Typical Performance Curves

Attenuation

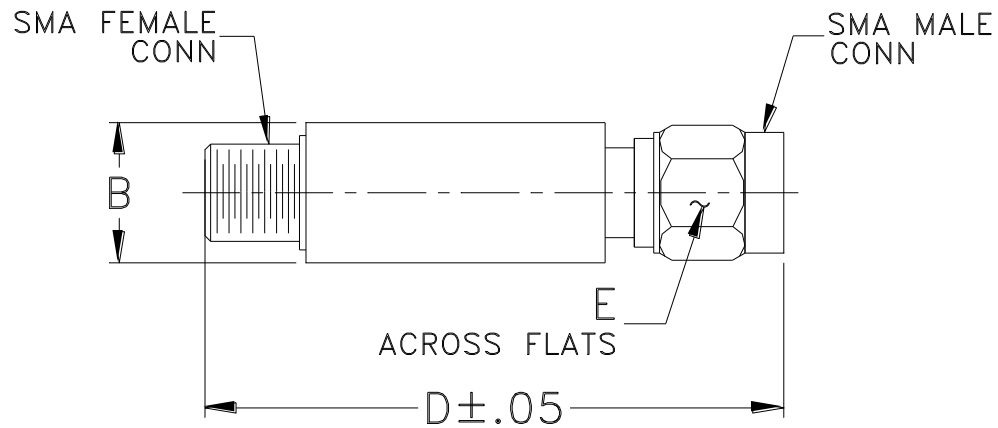


Return Loss



Outline Dimensions

FF1048



CASE #.	A	B	C	D	E	WT GRAMS
FF1048	--	.36 (9.14)	--	1.49 (37.85)	.312 (7.92)	11.0

Dimensions are in inches (mm). Tolerances: 2Pl. $\pm .03$; 3Pl. $\pm .015$

Notes:

1. Case material: Brass.
2. Case finish: Nickel plate.



All Mini-Circuits products are manufactured under exacting quality assurance and control standards, and are capable of meeting published specifications after being subjected to any or all of the following physical and environmental test.

Specification	Test/Inspection Condition	Reference/Spec
Operating Temperature	-55° to 100°C Ambient Environment	Individual Model Data Sheet
Storage Temperature	-55° to 100° C Ambient Environment	Individual Model Data Sheet
Barometric Pressure	100,000 Feet	MIL-STD-202, Method 105, Condition D
Humidity	90% RH, 65°C Units may require bake-out after humidity to restore full performance.	MIL-STD-202, Method 103
Thermal Shock	-65° to 125°C, 5 cycles	MIL-STD-202, Method 107, Condition B
Vibration (High Frequency)	20g peak, 10-2000 Hz, 12 times in each of three perpendicular directions (total 36)	MIL-STD-202, Method 204, Condition D
Mechanical Shock	100g, 6ms sawtooth, 3 shocks each direction 3 axes (total 18)	MIL-STD-202, Method 213, Condition I