

# Precision Fixed Attenuator

## BW-S3W20+

50Ω 20W 3dB DC to 18 GHz

### Maximum Ratings

Operating Temperature	-55°C to 100°C**
Storage Temperature	-55°C to 100°C
**85°C with output into open or short.	
Permanent damage may occur if any of these limits are exceeded.	

### Features

- DC to 18 GHz
- precise attenuation
- excellent VSWR, 1.30:1 typ
- stainless steel SMA male and female connectors



Generic photo used for illustration purposes only

CASE STYLE: DC1660

Connectors	Model
SMA-F SMA-M	BW-S3W20+

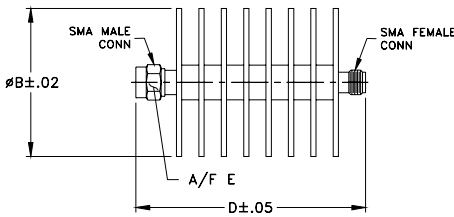
### +RoHS Compliant

The +Suffix identifies RoHS Compliance. See our web site for RoHS Compliance methodologies and qualifications

### Applications

- matching
- instrumentation
- test set-ups
- high power measurements

### Outline Drawing



### Outline Dimensions (inch/mm)

A	B	C	D	E	wt
--	1.50	--	2.33	.312	grams
--	38.10	--	59.18	7.92	49.2

### Electrical Specifications at 25°C

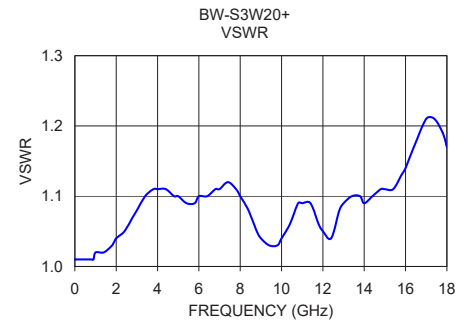
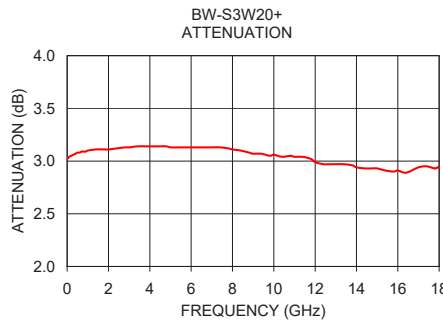
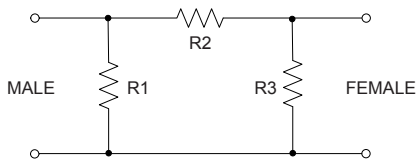
Parameter	Condition (GHz)	Min.	Typ.	Max.	Unit
Frequency Range		DC	—	18	GHz
Attenuation	DC - 18	—	3	—	dB
	DC - 12.4	2.5	—	3.5	
	12.4 - 18	2.25	—	3.75	
VSWR	DC - 6	—	—	1.3	:1
	6 - 12.4	—	—	1.3	
	12.4 - 18	—	—	1.4	
Input Power <sup>1</sup>	DC - 18	—	—	20	W

1. Max. power at 25°C ambient, derate linearly to 4W at 100°C. Peak power 500W max. 5μsec. pulse width, 100Hz PRF.

### Typical Performance Data

Frequency (GHz)	Attenuation (dB)	VSWR (:1)
0.01	3.02	1.01
2.0	3.11	1.04
4.0	3.14	1.11
6.0	3.13	1.10
8.0	3.11	1.10
10.0	3.06	1.04
12.4	2.97	1.04
14.0	2.94	1.09
16.0	2.91	1.14
18.0	2.95	1.17

### Electrical Schematic



### Notes

- Performance and quality attributes and conditions not expressly stated in this specification document are intended to be excluded and do not form a part of this specification document.
- Electrical specifications and performance data contained in this specification document are based on Mini-Circuit's applicable established test performance criteria and measurement instructions.
- The parts covered by this specification document are subject to Mini-Circuits standard limited warranty and terms and conditions (collectively, "Standard Terms"); Purchasers of this part are entitled to the rights and benefits contained therein. For a full statement of the Standard Terms and the exclusive rights and remedies thereunder, please visit Mini-Circuits' website at [www.minicircuits.com/MCLStore/terms.jsp](http://www.minicircuits.com/MCLStore/terms.jsp)



# Fixed Attenuator

# BW-S3W20+

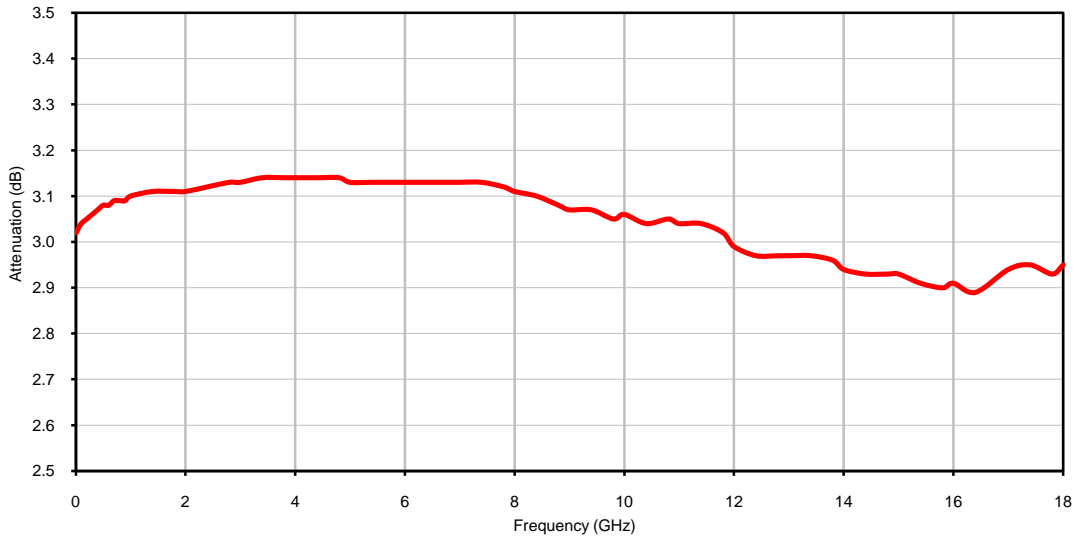
## Typical Performance Data

FREQUENCY (GHz)	ATTENUATION (dB)	VSWR (:1)
0.01	3.02	1.01
0.05	3.03	1.01
0.1	3.04	1.01
0.2	3.05	1.01
0.3	3.06	1.01
0.4	3.07	1.01
0.5	3.08	1.01
0.6	3.08	1.01
0.7	3.09	1.01
0.8	3.09	1.01
0.9	3.09	1.01
1.0	3.10	1.02
1.4	3.11	1.02
1.8	3.11	1.03
2.0	3.11	1.04
2.4	3.12	1.05
2.8	3.13	1.07
3.0	3.13	1.08
3.4	3.14	1.10
3.8	3.14	1.11
4.0	3.14	1.11
4.4	3.14	1.11
4.8	3.14	1.10
5.0	3.13	1.10
5.4	3.13	1.09
5.8	3.13	1.09
6.0	3.13	1.10
6.4	3.13	1.10
6.8	3.13	1.11
7.0	3.13	1.11
7.4	3.13	1.12
7.8	3.12	1.11
8.0	3.11	1.10
8.4	3.10	1.08
8.8	3.08	1.05
9.0	3.07	1.04
9.4	3.07	1.03
9.8	3.05	1.03
10.0	3.06	1.04
10.4	3.04	1.06
10.8	3.05	1.09
11.0	3.04	1.09
11.4	3.04	1.09
11.8	3.02	1.06
12.0	2.99	1.05
12.4	2.97	1.04
12.8	2.97	1.08
13.0	2.97	1.09
13.4	2.97	1.10
13.8	2.96	1.10
14.0	2.94	1.09
14.4	2.93	1.10
14.8	2.93	1.11
15.0	2.93	1.11
15.4	2.91	1.11
15.8	2.90	1.13
16.0	2.91	1.14
16.4	2.89	1.17
17.0	2.94	1.21
17.4	2.95	1.21
17.8	2.93	1.19
18.0	2.95	1.17

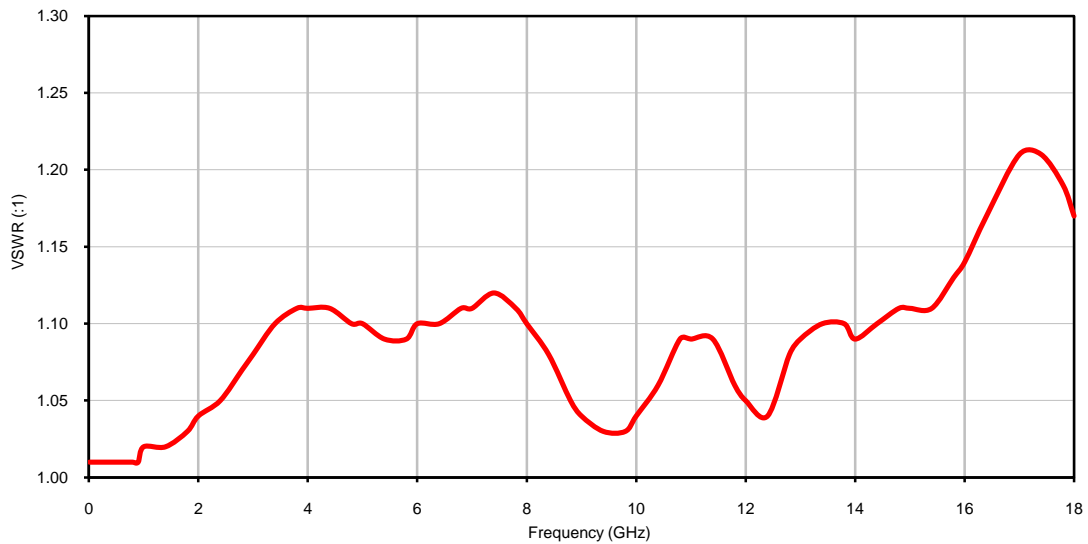


## Typical Performance Curves

Attenuation

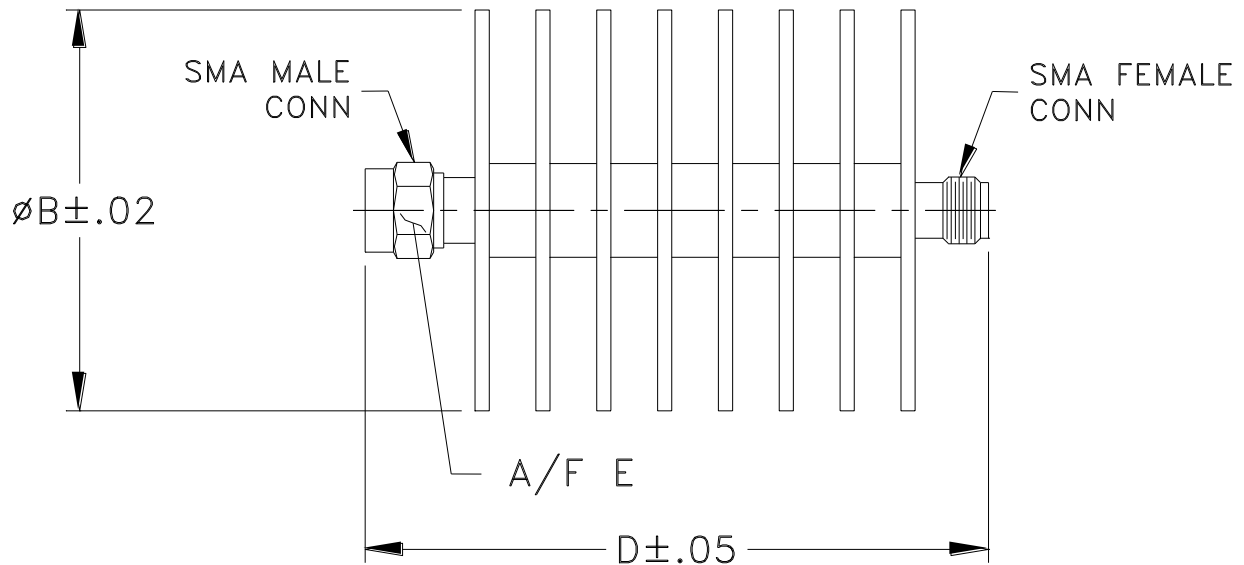


VSWR



## Outline Dimensions

DC1660



CASE#	A	B	C	D	E	WT. GRAMS
DC1660	--	1.50	--	2.33	.312	49.2
	--	(38.10)	--	(59.18)	(7.92)	

Dimensions are in inches (mm). Tolerances: 2 Pl.  $\pm .03$ ; 3 Pl.  $\pm .015$

### Notes:

1. Case material: Aluminum alloy.
2. Case finish: Black anodize.



P.O. Box 350166, Brooklyn, New York 11235-0003 (718) 934-4500 Fax (718) 332-4661 For detailed performance specs & shopping online see Mini-Circuits web site



The Design Engineers Search Engine Provides ACTUAL Data Instantly From MINI-CIRCUITS At: [www.minicircuits.com](http://www.minicircuits.com)

RF/IF MICROWAVE COMPONENTS



All Mini-Circuits products are manufactured under exacting quality assurance and control standards, and are capable of meeting published specifications after being subjected to any or all of the following physical and environmental test.

<b>Specification</b>	<b>Test/Inspection Condition</b>	<b>Reference/Spec</b>
Operating Temperature	-55° to 100°C Ambient Environment	Individual Model Data Sheet
Storage Temperature	-55° to 100° C Ambient Environment	Individual Model Data Sheet
Barometric Pressure	100,000 Feet	MIL-STD-202, Method 105, Condition D
Humidity	90% RH, 65°C Units may require bake-out after humidity to restore full performance.	MIL-STD-202, Method 103
Thermal Shock	-65° to 125°C, 5 cycles	MIL-STD-202, Method 107, Condition B
Vibration (High Frequency)	20g peak, 10-2000 Hz, 12 times in each of three perpendicular directions (total 36)	MIL-STD-202, Method 204, Condition D
Mechanical Shock	100g, 6ms sawtooth, 3 shocks each direction 3 axes (total 18)	MIL-STD-202, Method 213, Condition I