



COAXIAL

# Adapter

## 135F-135F+

50Ω DC to 90 GHz 1.35 mm-Female to 1.35mm-Female

### KEY FEATURES

- Ultra-wideband, DC to 90 GHz
- Low Insertion Loss, 0.29 dB Typ.
- Excellent VSWR, 1.05:1 Typ.
- Straight Body



Generic photo used for illustration purposes only

### PRODUCT OVERVIEW

Mini-Circuits' 135F-135F+ is a coaxial 1.35mm Female to 1.35mm Female adapter supporting a wide range of applications from DC to 90 GHz. This model provides excellent VSWR and low insertion loss versus frequency. The 135F-135F+ features passivated stainless-steel construction and measures only 0.69" in length.

### ELECTRICAL SPECIFICATIONS AT +25°C

Parameter	Frequency (GHz)	Min.	Typ.	Max.	Units
Frequency Range		DC		90	GHz
Insertion Loss	0.01-30	-	0.17	0.66	dB
	30-60	-	0.30	0.66	
	60-90	-	0.41	0.66	
VSWR	0.01-30	-	1.04	1.28	:1
	30-60	-	1.05	1.28	
	60-90	-	1.06	1.28	

### ABSOLUTE MAXIMUM RATINGS<sup>1</sup>

Operating Case Temperature	-55° C to +100° C
Storage Temperature	-55° C to +100° C

1. Permanent damage may occur if any of these limits are exceeded.



COAXIAL

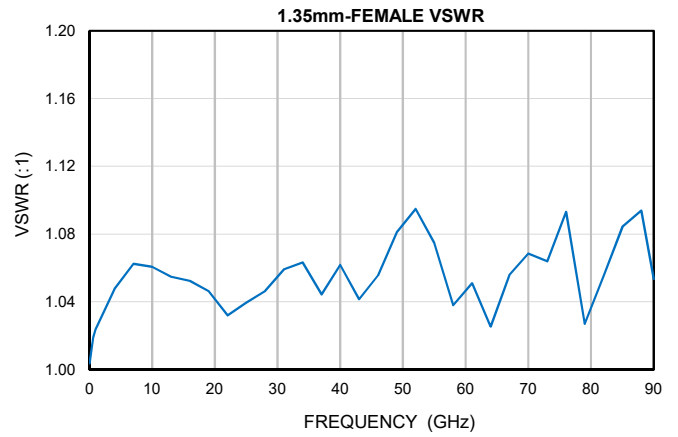
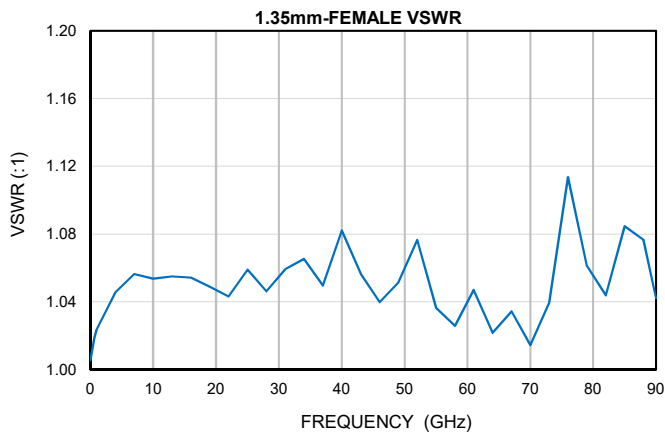
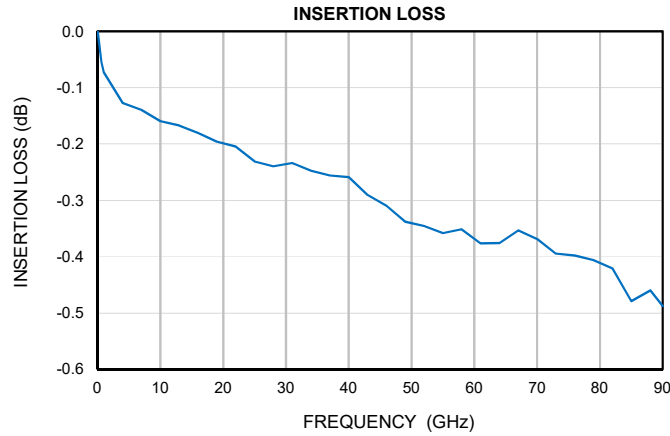
# Adapter

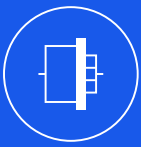
135F-135F+

Mini-Circuits

50Ω DC to 90 GHz 1.35 mm-Female to 1.35mm-Female

## TYPICAL PERFORMANCE GRAPHS





COAXIAL

# Adapter

## 135F-135F+

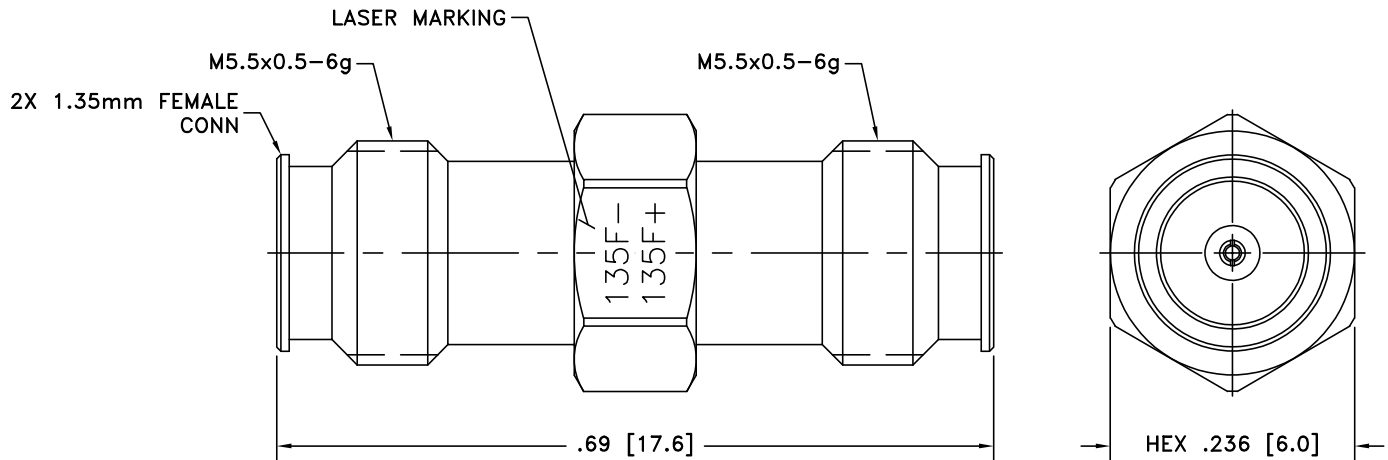
Mini-Circuits

50Ω DC to 90 GHz 1.35 mm-Female to 1.35mm-Female

### CONNECTOR SPECIFICATIONS

Description	Connector 1	Connector 2
Connector Type	1.35mm Female	1.35mm Female
Orientation	Straight	Straight

### CASE STYLE DRAWING



Weight: 2.1 grams

Dimensions are in inches [mm]. Tolerances: 2 Pl.±.03 [.76]; 3 Pl.±.015 [.38] inches [mm]

**PRODUCT MARKING\*:** 135F-135F+

\*Marking may contain other features or characters for internal lot control.



COAXIAL

# Adapter

## 135F-135F+

Mini-Circuits

50Ω DC to 90 GHz 1.35 mm-Female to 1.35mm-Female

ADDITIONAL INFORMATION IS AVAILABLE ON OUR DASHBOARD

[CLICK HERE](#)

Performance Data & Graphs	Data Graphs S-Parameter (S2P Files) Data Set (.zip file)
Case Style	DJ3602
RoHS Status	Compliant
Environmental Ratings	ENV89

### NOTES

- A. Performance and quality attributes and conditions not expressly stated in this specification document are intended to be excluded and do not form a part of this specification document.
- B. Electrical specifications and performance data contained in this specification document are based on Mini-Circuit's applicable established test performance criteria and measurement instructions.
- C. The parts covered by this specification document are subject to Mini-Circuits standard limited warranty and terms and conditions (collectively, "Standard Terms"); Purchasers of this part are entitled to the rights and benefits contained therein. For a full statement of the standard terms and the exclusive rights and remedies thereunder, please visit Mini-Circuits' website at [www.minicircuits.com/terms/viewterm.html](http://www.minicircuits.com/terms/viewterm.html)



**Adaptor 1.35mm-Female to 1.35mm-Female****135F-135F+***Typical Performance Data*

FREQ.	INSERTION LOSS	1.35mm-FEMALE VSWR	1.35mm-FEMALE VSWR
(GHz)	(dB)	(:1)	(:1)
0.01	0.00	1.01	1.00
0.6	0.05	1.02	1.02
1.0	0.07	1.02	1.02
4.0	0.13	1.05	1.05
7.0	0.14	1.06	1.06
10.0	0.16	1.05	1.06
13.0	0.17	1.05	1.05
16.0	0.18	1.05	1.05
19.0	0.20	1.05	1.05
22.0	0.20	1.04	1.03
25.0	0.23	1.06	1.04
28.0	0.24	1.05	1.05
31.0	0.23	1.06	1.06
34.0	0.25	1.07	1.06
37.0	0.26	1.05	1.04
40.0	0.26	1.08	1.06
43.0	0.29	1.06	1.04
46.0	0.31	1.04	1.06
49.0	0.34	1.05	1.08
52.0	0.35	1.08	1.09
55.0	0.36	1.04	1.07
58.0	0.35	1.03	1.04
61.0	0.38	1.05	1.05
64.0	0.38	1.02	1.03
67.0	0.35	1.03	1.06
70.0	0.37	1.01	1.07
73.0	0.39	1.04	1.06
76.0	0.40	1.11	1.09
79.0	0.41	1.06	1.03
82.0	0.42	1.04	1.06
85.0	0.48	1.08	1.08
88.0	0.46	1.08	1.09
90.0	0.49	1.04	1.05



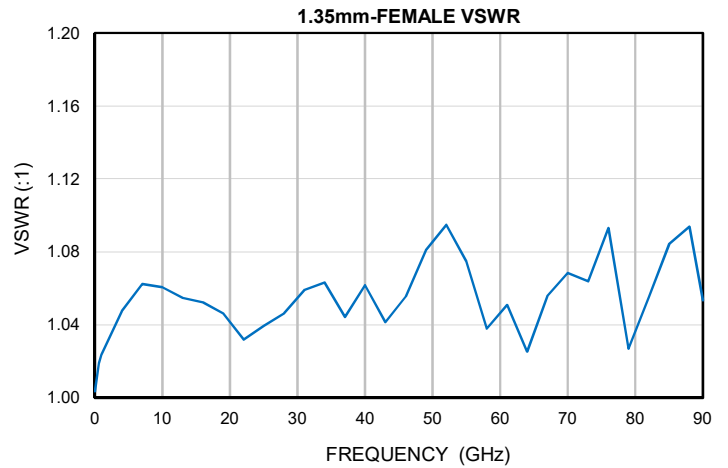
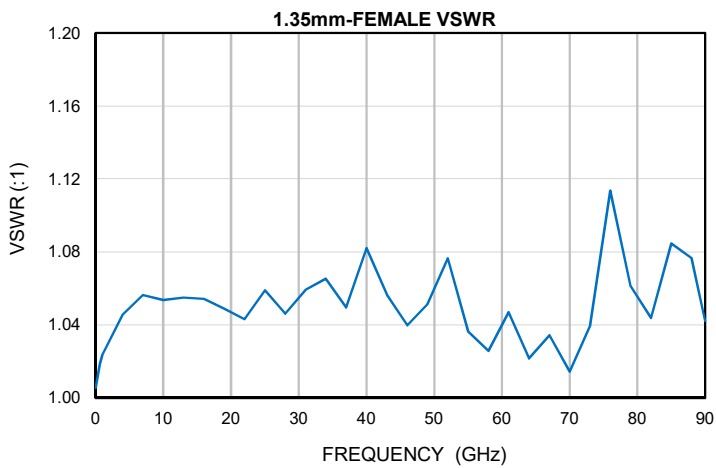
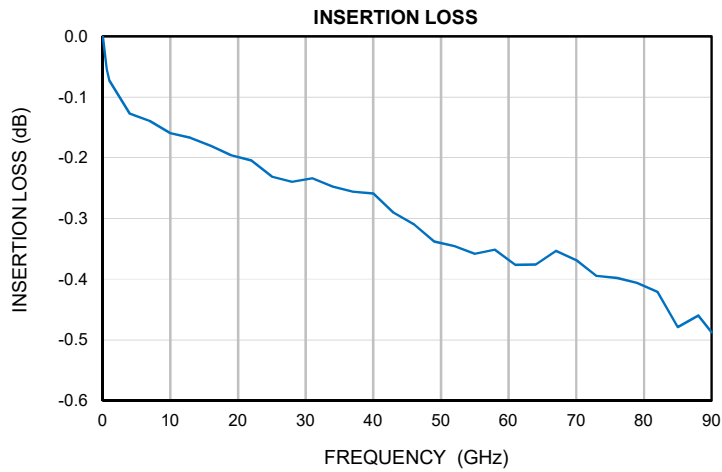
P.O. Box 350166, Brooklyn, New York 11235-0003 (718) 934-4500 • Fax (718) 332-4661 For detailed performance specs & shopping online see Mini-Circuits web site  
 The Design Engineers Search Engine Provides ACTUAL Data Instantly From MINI-CIRCUITS At: [www.minicircuits.com](http://www.minicircuits.com)

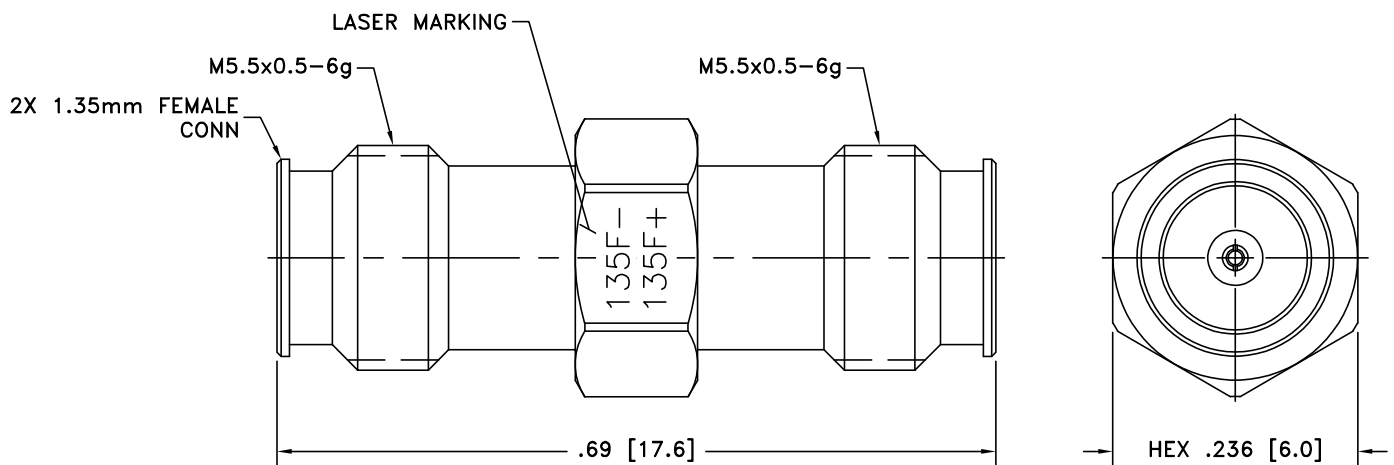


IF/RF MICROWAVE COMPONENTS

REV. OR  
 135F-135F+  
 3/14/2024  
 Page 1 of 1

## Typical Performance Curves





Weight: 2.1 grams

Dimensions are in inches [mm]. Tolerances: 2 Pl.  $\pm .03$  [.76]; 3 Pl.  $\pm .015$  [.38] inches [mm]

Notes:

1. Case material: Stainless Steel.
2. Finish: Passivation.



P.O. Box 350166, Brooklyn, New York 11235-0003 (718) 934-4500 Fax (718) 332-4661 For detailed performance specs & shopping online see Mini-Circuits web site



The Design Engineers Search Engine Provides ACTUAL Data Instantly From MINI-CIRCUITS At: [www.minicircuits.com](http://www.minicircuits.com)

RF/IF MICROWAVE COMPONENTS



All Mini-Circuits products are manufactured under exacting quality assurance and control standards, and are capable of meeting published specifications after being subjected to any or all of the following physical and environmental test.

Specification	Test/Inspection Condition	Reference/Spec
Operating Temperature	-55° to 100° C or -55° to 85° C or -45° to 100° C Ambient Environment	Individual Model Data Sheet
Storage Temperature	-55° to 100° C Ambient Environment	Individual Model Data Sheet
Thermal Shock	-55° to 100°C, 5 cycles	MIL-STD-202, Method 107, Condition B except over -55° to 100°C
Connector Durability	500 mating/unmating cycles	MIL-PRF-39012E, PARAGRAPH 4.6.12
Drop Test	1 meter height, 5 times	