



Coaxial Cable


086-24KM+

Mini-Circuits

50Ω 24 inch DC to 40 GHz 2.92mm Male

THE BIG DEAL

- Wideband frequency coverage, DC to 40 GHz
- Low Loss, 3.9 dB typ. at 40 GHz
- Excellent Return Loss, 27 dB typ. at 40 GHz
- Hand formable to almost any custom shape without special bending tools
- 6mm bend radius for tight installations
- Anti-torque nut prevents cable stress during installation
- Insulated outer jacket standard
- Connector interface, meets MIL-STD-348
- Ideal for interconnect of assembled systems



Generic photo used for illustration purposes only

Model No.	086-24KM+
Case Style	RQ2535-24
Connectors	2.92mm Male

+RoHS Compliant

The +Suffix identifies RoHS Compliance. See our website for methodologies and qualifications

APPLICATIONS

- Replacement for custom bent 0.086" semi-rigid cables
- Communication receivers and transmitters
- Military and aerospace system
- Environmental and test chambers

PRODUCT OVERVIEW

The 086 Series Hand-Flex Coaxial Cables are ideal for interconnection of coaxial components or sub-systems. The construction includes a gold-plated beryllium copper center conductor which maintains the shape after bending. The outer shield is copper braid, tin soaked, which minimizes signal leakage and at the same time flexible for easy bend. Dielectric is low loss PTFE. Connectors have passivated stainless-steel coupling nut over a gold plated connector body.

KEY FEATURES

Feature	Advantages
Hand-Formable RF Cables	The 086 Series Hand-Flex cables are hand formable making them ideal for use integrating coaxial components and sub-assemblies without the need for special cable-bending tools and alleviating the risk of damage during the bending process typical of semi-rigid coaxial cable assemblies.
Tight Bend Radius	Capable of only 6mm bend radius, the 086 Hand Flex series is able to make connections in tight spaces making these cables ideal for dense system integration
Excellent Return Loss: <ul style="list-style-type: none"> • 25 dB typ. to 18 GHz • 27 dB typ. to 40 GHz 	The 086 Series Hand-Flex Cables are ideally suited for interconnecting a wide variety of RF components while minimizing VSWR ripple contribution due to mating cables & connectors.
Good Power Handling Capability: <ul style="list-style-type: none"> • 61W at 1 GHz • 7W at 40 GHz 	Mini-Circuits 086 Cable series can support medium to high RF power levels enabling these cables to be used in the transmit path. NOTE: power rating is at sea-level altitudes.
Built in Anti-torque nut	Mini-Circuits 086 Series Hand Flex cables include an anti-torque feature to support the connector body during installation alleviating risk of stress to the connector/cable interface.

REV. B
ECO-016929
086-24KM+
RS/CP/AM
230220





Coaxial Cable

ELECTRICAL SPECIFICATIONS AT +25°C

Parameter	Frequency (GHz)	Min.	Typ.	Max.	Units
Frequency Range		DC		40	GHz
Length		24			inches
Insertion Loss	DC - 6	—	0.7	1.6	dB
	6 - 18	—	1.4	2.8	
	18 - 26.5	—	2.5	3.4	
	26.5 - 40	—	3.2	4.3	
Return Loss	DC - 18	18	32	—	dB
	18 - 40	15	27	—	

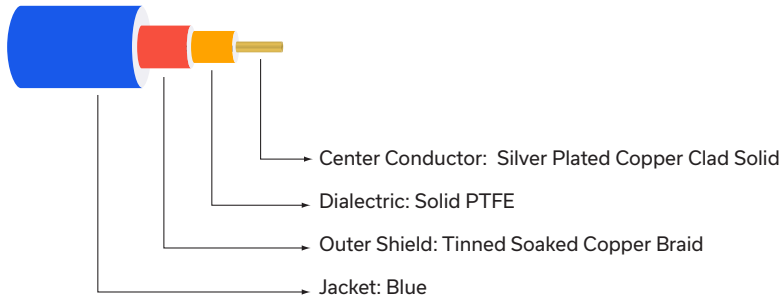
ABSOLUTE MAXIMUM RATINGS

Parameter	Ratings
Operating Temperature	-55°C to +85°C
Storage Temperature	-55°C to +85°C
Power Handling at 25°C, Sea Level	61W at 1 GHz 24W at 6 GHz 16W at 12 GHz 12W at 18 GHz 9W at 26.5 GHz 7W at 40 GHz

Permanent damage may occur if any of these limits are exceeded.

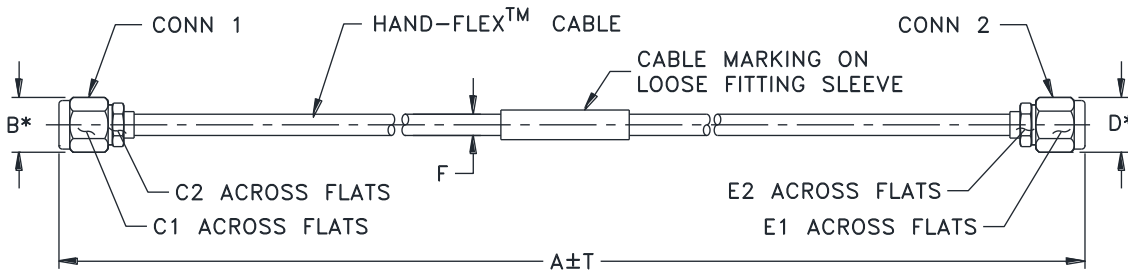


CABLE CONSTRUCTION



Connectors: Coupling Nut: Stainless Steel Passivated
 Body: Brass Gold Plated
 Center Pin: Beryllium Copper, Gold Plated

OUTLINE DRAWING



* OVERALL CONNECTOR OR CABLE & BOOT DIM.
 [CONNECTOR SHAPE MAY VARY]

OUTLINE DIMENSIONS (Inch/mm)

A	B	C1	C2	D	E1	E2	F
24.0	.36	.315	.250	.36	.315	.250	.104
609.60	9.14	8.00	6.35	9.14	8.00	6.35	2.64



HAND FLEX™

Coaxial Cable

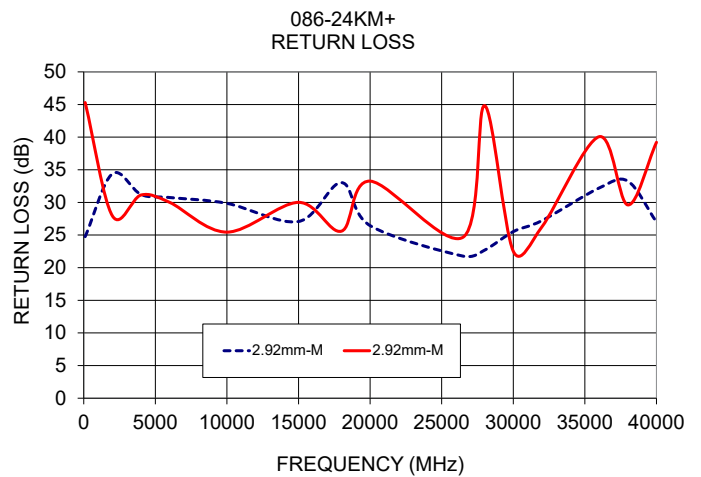
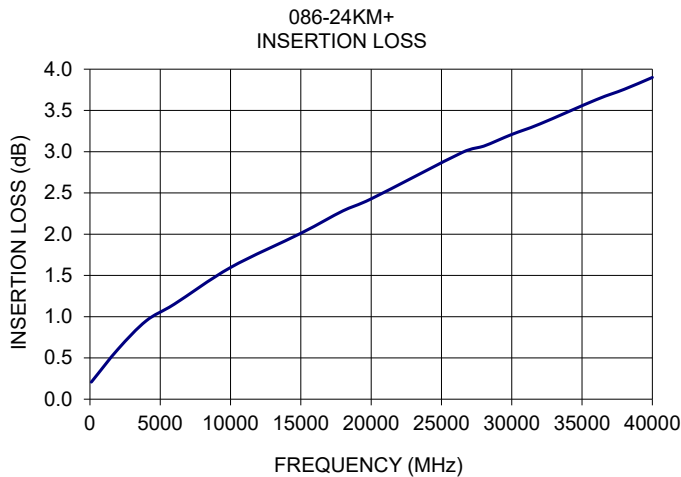
086-24KM+

Mini-Circuits

50Ω 24 inch DC to 40 GHz 2.92mm Male

TYPICAL PERFORMANCE DATA AND CHARTS

Frequency (MHz)	Insertion Loss (dB)	Return Loss (dB)	
		2.92 mm-Male	2.92 mm-Male
100	0.2	24.8	45.3
2000	0.6	34.4	27.9
4000	1.0	31.2	31.1
6000	1.2	30.7	30.0
10000	1.6	29.9	25.4
15000	2.0	27.1	30.0
18000	2.3	33.0	25.6
20000	2.4	26.4	33.3
26500	3.0	21.8	24.7
28000	3.1	22.7	44.8
30000	3.2	25.5	22.5
32000	3.3	27.2	26.3
36000	3.6	32.2	40.1
38000	3.8	33.3	29.6
40000	3.9	27.0	39.2






PROPER CABLE CONNECTION USING ANTI-TORQUE NUT


Mini-Circuits 086-series HandFlex™ interconnect cables are constructed with an anti-torque nut adjacent to the connector coupling nut. When used properly, this feature prevents possible damage to the cable due to torquing and twisting when tightening the cable connector.

TO PROPERLY TIGHTEN THE CABLE CONNECTOR:

1) The cable connector includes a coupling nut which rotates to fasten the connector, and an anti-torque nut, which is fixed to prevent the cable from twisting during connection.



2) To properly tighten the cable, use a standard 1/4-inch open end wrench to brace the anti-torque nut.



3) Using a 5/16-inch open end wrench, rotate the coupling nut clockwise to tighten the cable connector.

*NOTE: Mini-Circuits recommends using a 5/16-inch open end wrench calibrated to 8 inch-pounds maximum torque to prevent damage due to over-torquing the connector.

NOTES

- A. Performance and quality attributes and conditions not expressly stated in this specification document are intended to be excluded and do not form a part of this specification document.
- B. Electrical specifications and performance data contained in this specification document are based on Mini-Circuit's applicable established test performance criteria and measurement instructions.
- C. The parts covered by this specification document are subject to Mini-Circuits standard limited warranty and terms and conditions (collectively, "Standard Terms"); Purchasers of this part are entitled to the rights and benefits contained therein. For a full statement of the standard terms and the exclusive rights and remedies thereunder, please visit Mini-Circuits' website at www.minicircuits.com/terms/viewterm.html

Typical Performance Data

FREQUENCY (MHz)	INSERTION LOSS (dB)	2.92MM-MALE 1 RETURN LOSS (dB)	2.92MM-MALE 2 RETURN LOSS (dB)
100	0.21	24.8	45.3
200	0.21	38.3	38.9
300	0.25	29.0	35.9
400	0.30	33.2	35.4
500	0.31	31.4	38.2
600	0.31	28.2	35.6
700	0.34	43.7	40.6
800	0.40	28.5	31.4
900	0.39	48.0	40.6
1000	0.41	30.3	32.7
2000	0.62	31.8	30.4
3000	0.80	36.2	34.2
4000	0.94	30.4	31.3
5000	1.07	33.2	32.3
6000	1.17	30.8	30.0
7000	1.27	31.1	28.1
8000	1.36	27.9	33.0
9000	1.50	31.0	30.2
10000	1.56	26.0	22.3
11000	1.63	27.1	25.6
12000	1.74	29.6	28.9
13000	1.83	33.9	35.1
14000	1.97	28.6	31.8
15000	2.01	25.7	27.3
16000	2.08	33.2	34.3
17000	2.20	32.9	29.3
18000	2.28	33.3	25.7
19000	2.33	34.1	28.8
20000	2.41	22.1	24.1
21000	2.48	20.7	22.1
22000	2.56	27.7	46.0
23000	2.68	24.1	23.2
24000	2.74	37.2	32.2
25000	2.84	28.8	28.7
26000	2.94	23.0	25.1
27000	3.05	22.5	30.2
28000	3.05	22.4	23.8
29000	3.12	22.9	22.5
30000	3.21	25.5	22.5
31000	3.25	52.4	32.1
32000	3.32	30.3	33.4
33000	3.38	22.1	23.9
34000	3.50	25.0	35.0
35000	3.54	24.2	36.6
36000	3.65	31.5	39.7
37000	3.63	32.0	34.4
38000	3.77	29.5	33.6
39000	3.83	29.3	37.3
40000	3.90	27.0	39.2

Typical Performance Curves

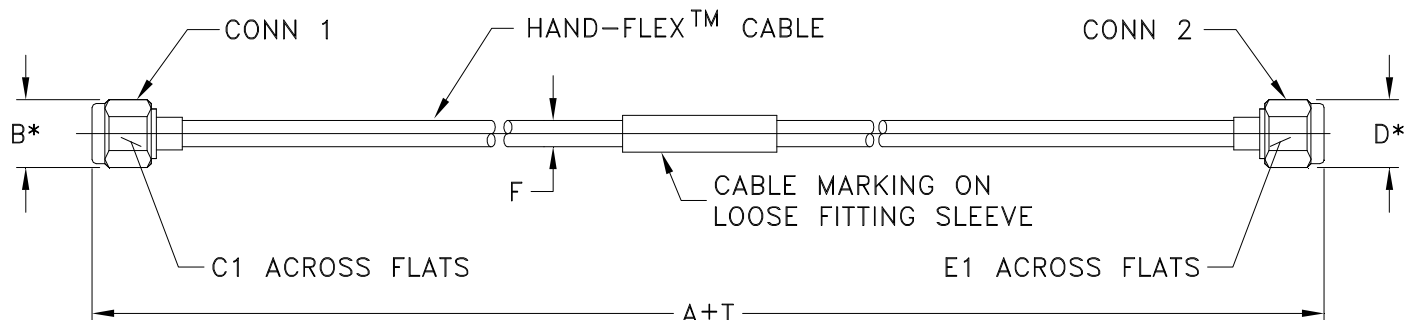


Case Style

RQ

RQ2535

Outline Dimensions



*OVERALL CONNECTOR OR CABLE & BOOT DIM
[CONNECTOR SHAPE MAY VARY]

RQ2535 SERIES

2.92mm MALE (CONN-1)

2.92mm MALE (CONN-2)

CASE STYLE #	A		B	C1	C2	D	E1	E2	F 086-AKM+	T		WEIGHT GRAMS
	INCH	MM								INCH	MM	
RQ2535-3	3.00	76.20	.36 (9.14)	.315 (8.00)	--	.36 (9.14)	.315 (8.00)	--	.104 (2.65)	.08	2.00	9.64
RQ2535-4	4.00	101.60								.08	2.00	10.19
RQ2535-6	6.00	152.40								.08	2.00	11.28
RQ2535-9	9.00	228.60								.08	2.00	12.92
RQ2535-12	12.00	304.80								.08	2.00	14.56
RQ2535-15	15.00	381.00								.15	3.81	16.21
RQ2535-18	18.00	457.20								.15	3.81	17.85
RQ2535-24	24.00	609.60								.15	3.81	21.13

Unless otherwise specified dimensions are in inches (mm).

Tolerances: 2Pl. $\pm .03$; 3Pl. $\pm .015$

Note:

1. 086 Hand-Flex™ Coaxial Cable.
2. "A" Represents Length of Cable.

Mini-Circuits®
ISO 9001 ISO 14001 CERTIFIED

ALL NEW
minicircuits.com

P.O. Box 350166, Brooklyn, New York 11235-0003 (718) 934-4500 Fax (718) 332-4661 For detailed performance specs & shopping online see Mini-Circuits web site



The Design Engineers Search Engine Provides ACTUAL Data Instantly From MINI-CIRCUITS At: www.minicircuits.com

RF/IF MICROWAVE COMPONENTS



All Mini-Circuits products are manufactured under exacting quality assurance and control standards, and are capable of meeting published specifications after being subjected to any or all of the following physical and environmental test.

Specification	Test/Inspection Condition	Reference/Spec
Operating Temperature	-55° to 105° C or -55° to 85° C (see datasheet) Ambient Environment	Individual Model Data sheet
Storage Temperature	-55° to 105° C or -55° to 85° C (see data sheet) Ambient Environment	Individual Model Data Sheet
Thermal Shock	-55° to 100°C, 100 Cycles	MIL-STD-202F; Method 107G
Multiple Bend Radius	40 mm, 5 times for 141 series cables 30 mm, 5 times for 086 series cables	
Single Bend Radius	8 mm for 141 series cables 6 mm for 086 series cables	