

Voltage Controlled Oscillator

ZX95-6030C+

Frequency Doubling 5890 to 6010 MHz

Features

- frequency based on multiplication of carrier frequency
- low phase noise
- low pushing
- low pulling
- 5V tuning voltage range
- protected by US patent 6,790,049

Applications

- r & d
- lab
- instrumentation
- wireless communications
- point-to-point radio



CASE STYLE: GB956

Connectors	Model
SMA	ZX95-6030C-S+

+RoHS Compliant

The +Suffix identifies RoHS Compliance. See our web site for RoHS Compliance methodologies and qualifications

Electrical Specifications

MODEL NO.	FREQ. (MHz)		POWER OUTPUT (dBm)	PHASE NOISE dBc/Hz SSB at offset frequencies, kHz				TUNING					NON HARMONIC SPURIOUS (dBc)	HARMONICS (dBc)			PULLING pk-pk @ 12 dB (MHz)	PUSHING (MHz/V)	DC OPERATING POWER	
	F 2X(1/2F)			Typ.				VOLTAGE RANGE (V)	SENSI- TIVITY (MHz/V)	PORT CAP (pF)	3 dB MODULATION BANDWIDTH (MHz)	Max.		F0.5	F1.5	F2			Vcc (volts)	Current (mA)
	Min.	Max.		1	10	100	1000													
ZX95-6030C+	5890	6010	+2	-73	-102	-124	-143	0.5	5	63-73	12	140	-90	-27	-25	-22	1.2	2	5	28

Maximum Ratings

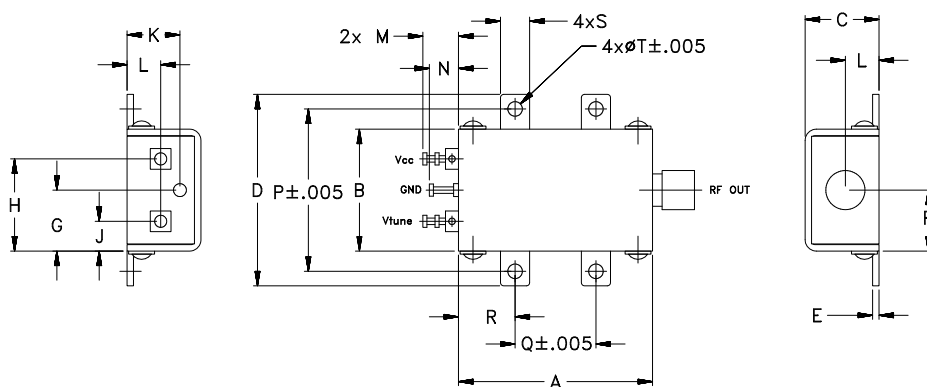
Operating Temperature	-55°C to 85°C
Storage Temperature	-55°C to 100°C
Absolute Max. Supply Voltage (Vcc)	7V
Absolute Max. Tuning Voltage (Vtune)	7V
All specifications	50 ohm system

Permanent damage may occur if any of these limits are exceeded.



NOTE: When soldering the DC connections, caution must be used to avoid overheating the DC terminals. See Application Note AN-40-10.

Outline Drawing



Outline Dimensions (inch/mm)

A	B	C	D	E	F	G	H	J	K	L	M	N	P	Q	R	S	T	wt.
1.20	.75	.46	1.18	.04	.38	.38	.57	.18	.33	.21	.22	.18	1.00	.50	.35	.18	.106	grams
30.48	19.05	11.68	29.97	1.02	9.65	9.65	14.48	4.57	8.38	5.33	5.59	4.57	25.40	12.70	8.89	4.57	2.69	35.0

Notes

- Performance and quality attributes and conditions not expressly stated in this specification document are intended to be excluded and do not form a part of this specification document.
- Electrical specifications and performance data contained in this specification document are based on Mini-Circuit's applicable established test performance criteria and measurement instructions.
- The parts covered by this specification document are subject to Mini-Circuits standard limited warranty and terms and conditions (collectively, "Standard Terms"); Purchasers of this part are entitled to the rights and benefits contained therein. For a full statement of the Standard Terms and the exclusive rights and remedies thereunder, please visit Mini-Circuits' website at www.minicircuits.com/MCLStore/terms.jsp

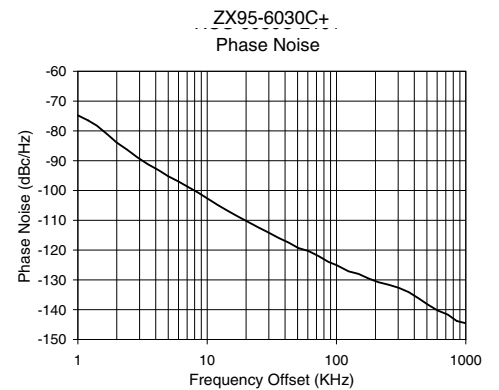
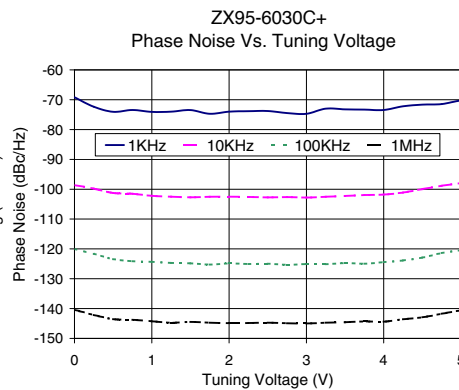
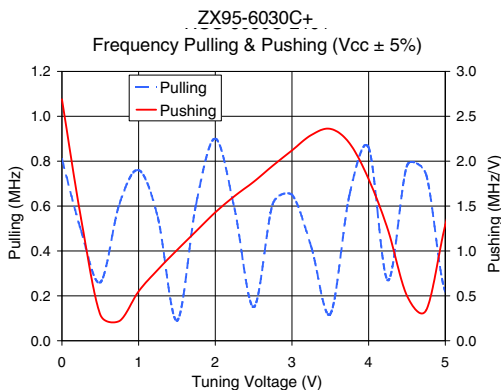
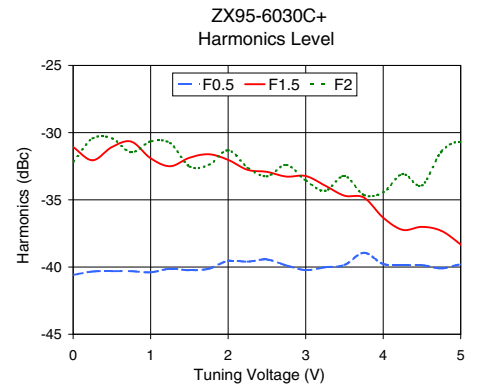
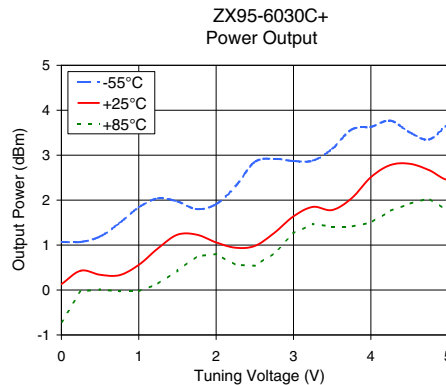
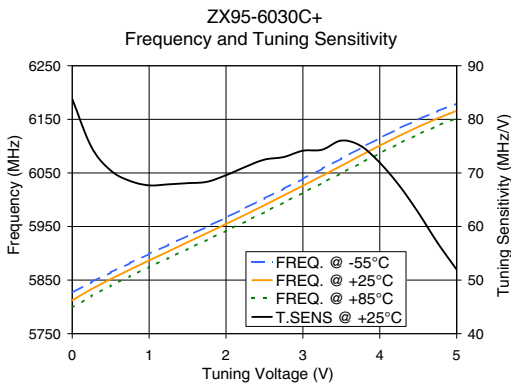


Performance Data & Curves*

ZX95-6030C+

V TUNE	TUNE SENS (MHz/V)	FREQUENCY (MHz)			POWER OUTPUT (dBm)			Icc (mA)	HARMONICS (dBc)			FREQ. PUSH (MHz/V)	FREQ. PULL (MHz)	PHASE NOISE (dBc/Hz) at offsets				FREQ OFFSET (KHz)	PHASE NOISE at 5950MHz (dBc/Hz)
		-55°C	+25°C	+85°C	-55°C	+25°C	+85°C		F0.5	F1.5	F2			1KHz	10KHz	100KHz	1MHz		
0.00	83.80	5826.6	5812.3	5798.4	3.36	2.32	1.32	18.47	-38.0	-37.4	-31.1	1.85	1.75	-71.7	-101.2	-122.4	-141.0	1.0	-73.26
0.25	74.83	5846.2	5833.2	5820.4	3.54	2.56	1.42	18.57	-37.6	-38.2	-32.3	0.12	2.18	-73.7	-102.3	-124.9	-142.4	2.5	-85.70
0.50	70.46	5864.2	5852.0	5839.4	3.65	2.69	1.64	18.62	-37.9	-39.5	-29.6	0.55	1.06	-73.8	-102.8	-125.0	-143.0	4.2	-92.26
0.75	68.51	5881.7	5869.6	5857.3	3.64	2.77	1.76	18.66	-37.9	-38.9	-33.9	0.95	1.55	-73.9	-103.5	-125.5	-143.6	7.2	-98.71
1.00	67.67	5898.8	5886.7	5874.4	3.75	2.78	1.78	18.70	-37.8	-38.6	-30.4	1.25	1.88	-72.9	-103.0	-125.0	-143.7	8.7	-100.74
1.25	67.87	5915.7	5903.6	5891.3	3.69	2.83	1.75	18.72	-37.3	-39.3	-32.7	1.50	1.77	-74.3	-102.8	-124.7	-144.5	10.0	-102.18
1.50	68.08	5932.5	5920.6	5908.1	3.65	2.76	1.78	18.74	-37.3	-39.0	-32.6	1.69	0.86	-74.7	-102.6	-125.2	-143.4	23.9	-111.63
1.75	68.34	5949.5	5937.6	5925.0	3.72	2.77	1.69	18.75	-36.9	-38.5	-31.7	1.84	1.12	-73.2	-102.5	-125.1	-143.3	40.2	-116.62
2.00	69.57	5966.7	5954.7	5942.0	3.57	2.80	1.66	18.76	-36.5	-39.4	-34.2	1.97	1.65	-72.4	-101.7	-124.3	-143.1	66.2	-121.03
2.25	71.11	5984.4	5972.1	5959.2	3.35	2.71	1.66	18.77	-36.4	-39.8	-34.1	2.08	1.29	-73.1	-101.9	-124.7	-143.2	79.2	-122.58
2.50	72.49	6002.3	5989.9	5976.8	3.45	2.48	1.53	18.77	-35.9	-39.1	-32.3	2.16	0.51	-73.1	-102.4	-124.5	-142.9	100.0	-124.80
2.75	72.97	6020.4	6008.0	5994.8	3.31	2.42	1.28	18.79	-35.9	-38.5	-35.5	2.15	0.67	-72.8	-101.7	-124.8	-142.2	156.0	-128.63
3.00	74.15	6038.9	6026.2	6013.0	3.09	2.38	1.22	18.79	-36.0	-38.8	-31.8	2.16	1.55	-72.4	-102.1	-124.1	-142.7	183.1	-129.54
3.25	74.34	6057.6	6044.8	6031.2	2.84	2.19	1.14	18.77	-35.5	-38.5	-35.6	2.11	1.38	-74.1	-101.7	-124.2	-142.5	218.9	-130.80
3.50	76.03	6076.9	6063.3	6049.7	2.41	1.93	0.97	18.74	-34.9	-36.4	-32.8	2.03	0.56	-72.2	-100.6	-124.0	-142.7	307.3	-133.53
3.75	75.06	6096.3	6082.4	6068.1	2.45	1.46	0.70	18.70	-34.4	-37.1	-34.2	1.98	1.48	-72.6	-100.7	-122.8	-141.6	360.8	-135.18
4.00	71.90	6115.1	6101.1	6086.7	2.24	1.53	0.16	18.72	-34.0	-36.5	-33.1	1.62	1.53	-70.4	-100.7	-122.5	-141.7	506.4	-138.66
4.50	62.63	6149.6	6136.0	6122.0	1.74	1.10	0.12	18.78	-33.6	-35.6	-32.4	0.96	0.76	-71.1	-100.4	-122.4	-141.8	605.4	-140.52
4.75	56.99	6165.1	6151.7	6137.9	1.53	0.88	-0.07	18.79	-32.8	-35.6	-29.7	0.80	1.08	-71.1	-100.6	-122.3	-141.9	997.8	-144.70
5.00	51.97	6179.4	6165.9	6152.5	1.15	0.78	-0.30	18.80	-32.6	-36.8	-27.9	0.83	1.29	-73.2	-100.3	-122.1	-141.7	1000.0	-144.71

*at 25°C unless mentioned otherwise



Notes

- A. Performance and quality attributes and conditions not expressly stated in this specification document are intended to be excluded and do not form a part of this specification document.
- B. Electrical specifications and performance data contained in this specification document are based on Mini-Circuit's applicable established test performance criteria and measurement instructions.
- C. The parts covered by this specification document are subject to Mini-Circuits standard limited warranty and terms and conditions (collectively, "Standard Terms"); Purchasers of this part are entitled to the rights and benefits contained therein. For a full statement of the Standard Terms and the exclusive rights and remedies thereunder, please visit Mini-Circuits' website at www.minicircuits.com/MCLStore/terms.jsp

