

Voltage Controlled Oscillator

ZX95-5776+

Frequency Doubling 5726 to 5826 MHz

Features

- frequency based on multiplication of carrier frequency
- low phase noise
- low pushing & pulling
- 5V Tuning voltage range
- protected by US patent 6,790,049



CASE STYLE: GB956

Connectors	Model
SMA	ZX95-5776-S+

Applications

- r & d
- lab
- instrumentation
- wireless communications
- uniband cable program

+RoHS Compliant
The +Suffix identifies RoHS Compliance. See our web site for RoHS Compliance methodologies and qualifications

Electrical Specifications

MODEL NO.	FREQ. (MHz)		POWER OUTPUT (dBm)	PHASE NOISE dBc/Hz SSB at offset frequencies, kHz				TUNING					NON HARMONIC SPURIOUS (dBc)	HARMONICS (dBc)			PULLING pk-pk @12 dB (MHz)	PUSHING (MHz/V)	DC OPERATING POWER	
	F 2X(1/2F)			Typ.				VOLTAGE RANGE (V)	SENSI-TIVITY (MHz/V)	PORT CAP (pF)	3 dB MODULATION BANDWIDTH (MHz)	Max.			Vcc	Current (mA)				
	Min.	Max.		1	10	100	1000					Min.		Max.					Typ.	Typ.
ZX95-5776+	5726	5826	+1.5	-75	-102	-122	-142	0.5	5	59-78	18	130	-90	-19	-21	-16	0.5	3	5	33

Maximum Ratings

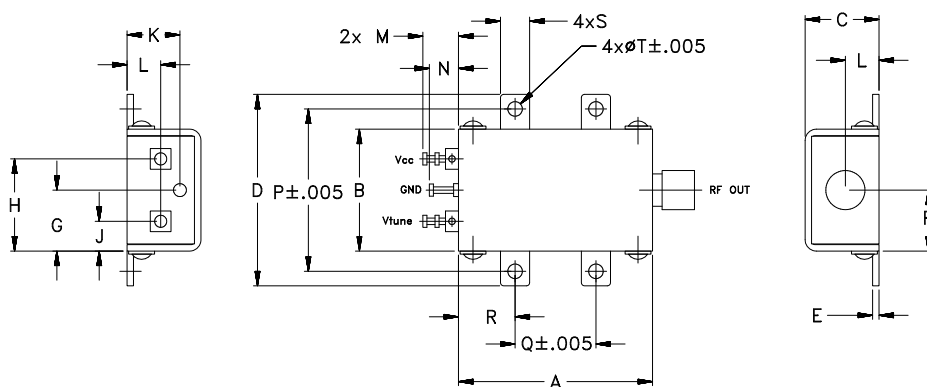
Operating Temperature	-55°C to 85°C
Storage Temperature	-55°C to 100°C
Absolute Max. Supply Voltage (Vcc)	7V
Absolute Max. Tuning Voltage (Vtune)	7V
All specifications	50 ohm system

Permanent damage may occur if any of these limits are exceeded.



NOTE: When soldering the DC connections, caution must be used to avoid overheating the DC terminals. See Application Note AN-40-10.

Outline Drawing



Outline Dimensions (inch/mm)

A	B	C	D	E	F	G	H	J	K	L	M	N	P	Q	R	S	T	wt.
1.20	.75	.46	1.18	.04	.38	.38	.57	.18	.33	.21	.22	.18	1.00	.50	.35	.18	.106	grams
30.48	19.05	11.68	29.97	1.02	9.65	9.65	14.48	4.57	8.38	5.33	5.59	4.57	25.40	12.70	8.89	4.57	2.69	35.0

Notes

- Performance and quality attributes and conditions not expressly stated in this specification document are intended to be excluded and do not form a part of this specification document.
- Electrical specifications and performance data contained in this specification document are based on Mini-Circuit's applicable established test performance criteria and measurement instructions.
- The parts covered by this specification document are subject to Mini-Circuits standard limited warranty and terms and conditions (collectively, "Standard Terms"); Purchasers of this part are entitled to the rights and benefits contained therein. For a full statement of the Standard Terms and the exclusive rights and remedies thereunder, please visit Mini-Circuits' website at www.minicircuits.com/MCLStore/terms.jsp

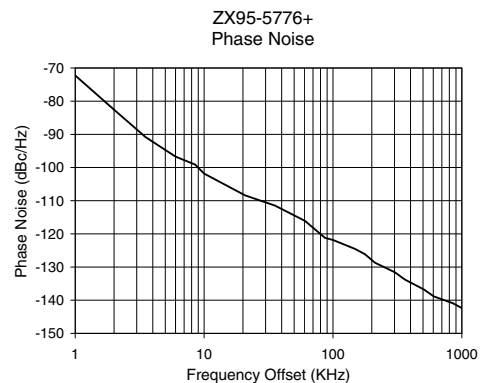
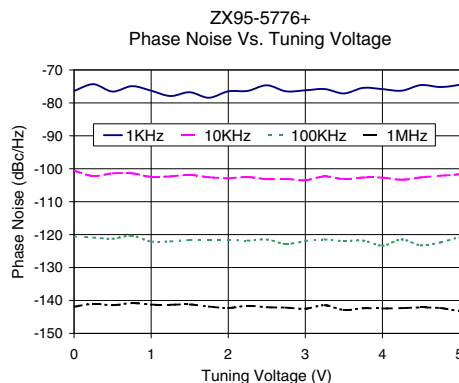
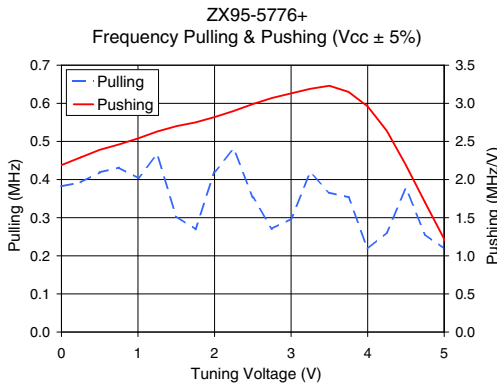
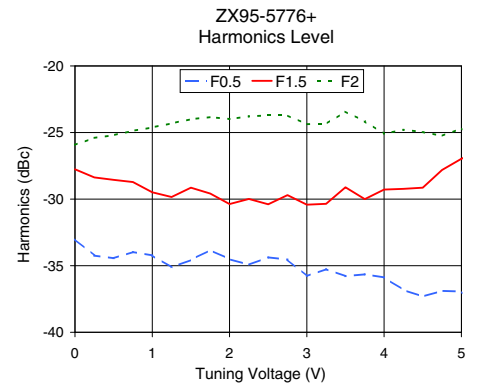
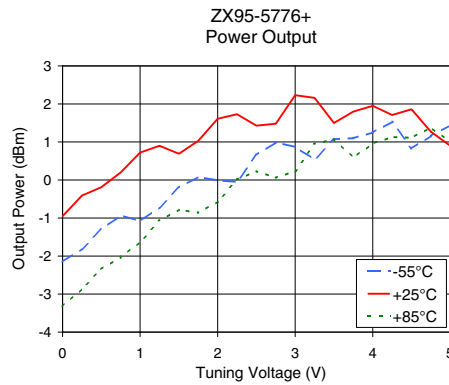
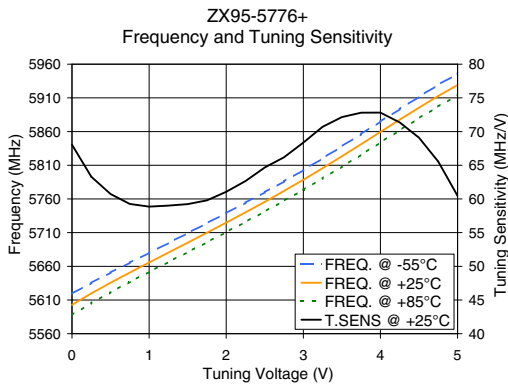


Performance Data & Curves*

ZX95-5776+

V TUNE	TUNE SENS (MHz/V)	FREQUENCY (MHz)			POWER OUTPUT (dBm)			Icc (mA)	HARMONICS (dBc)			FREQ. PUSH (MHz/V)	FREQ. PULL (MHz)	PHASE NOISE (dBc/Hz) at offsets				FREQ OFFSET (KHz)	PHASE NOISE at 5776 MHz (dBc/Hz)
		-55°C	+25°C	+85°C	-55°C	+25°C	+85°C		F0.5	F1.5	F2			1kHz	10kHz	100kHz	1MHz		
0.00	68.04	5619.2	5602.8	5587.7	-2.15	-0.95	-3.32	21.27	-33.0	-27.8	-25.9	2.19	0.38	-76.4	-100.6	-120.6	-141.9	1.0	-72.27
0.25	63.29	5635.4	5619.8	5605.4	-1.81	-0.41	-2.86	21.42	-34.2	-28.4	-25.4	2.29	0.39	-74.3	-102.2	-120.9	-141.0	2.0	-82.58
0.50	60.74	5650.7	5635.6	5621.5	-1.30	-0.19	-2.34	21.56	-34.4	-28.6	-25.2	2.39	0.42	-76.6	-101.4	-121.2	-141.5	3.5	-90.80
0.75	59.26	5665.4	5650.8	5636.9	-0.93	0.20	-2.03	21.70	-34.0	-28.7	-24.9	2.46	0.43	-74.9	-101.4	-120.3	-140.8	6.0	-96.72
1.00	58.86	5680.0	5665.6	5651.8	-1.08	0.72	-1.63	21.83	-34.2	-29.5	-24.6	2.54	0.40	-76.3	-102.5	-122.1	-141.3	8.5	-99.09
1.25	59.01	5694.6	5680.3	5666.4	-0.72	0.90	-1.07	21.97	-35.1	-29.8	-24.3	2.63	0.47	-77.9	-102.3	-122.1	-141.3	10.0	-101.83
1.50	59.23	5709.2	5695.1	5681.0	-0.20	0.69	-0.78	22.12	-34.6	-29.1	-24.0	2.70	0.30	-76.8	-101.9	-121.6	-141.2	20.8	-108.40
1.75	59.79	5723.9	5709.9	5695.7	0.08	1.03	-0.86	22.28	-33.8	-29.6	-23.8	2.75	0.27	-78.4	-102.6	-121.5	-141.8	35.5	-111.49
2.00	61.06	5738.9	5724.8	5710.7	-0.01	1.61	-0.57	22.43	-34.5	-30.4	-24.0	2.82	0.42	-76.5	-102.9	-121.6	-142.3	60.7	-116.09
2.25	62.66	5754.3	5740.1	5725.9	-0.05	1.73	0.01	22.59	-34.9	-30.0	-23.8	2.90	0.48	-76.4	-102.5	-121.8	-141.6	86.7	-121.21
2.50	64.67	5770.0	5755.7	5741.3	0.66	1.43	0.23	22.74	-34.4	-30.4	-23.7	2.99	0.35	-74.7	-103.2	-121.5	-142.1	100.0	-121.84
2.75	66.19	5786.1	5771.9	5757.2	0.99	1.48	0.06	22.90	-34.5	-29.7	-23.7	3.07	0.27	-76.5	-103.1	-122.8	-142.2	148.1	-124.53
3.00	68.36	5802.9	5788.5	5773.7	0.87	2.23	0.23	23.05	-35.8	-30.4	-24.4	3.13	0.30	-76.2	-103.5	-121.9	-142.5	177.0	-126.12
3.25	70.71	5820.2	5805.6	5790.5	0.54	2.16	0.95	23.20	-35.3	-30.4	-24.4	3.19	0.42	-75.8	-102.3	-121.5	-141.4	211.6	-128.69
3.50	72.15	5838.1	5823.2	5807.9	1.07	1.50	1.07	23.35	-35.8	-29.1	-23.4	3.23	0.37	-77.1	-103.1	-122.0	-142.9	302.4	-131.59
3.75	72.81	5856.3	5841.3	5825.7	1.10	1.80	0.59	23.51	-35.7	-30.0	-24.2	3.15	0.35	-75.4	-102.7	-121.8	-142.4	361.5	-133.77
4.00	72.81	5874.9	5859.5	5843.9	1.25	1.95	0.96	23.65	-35.9	-29.3	-25.1	2.96	0.22	-75.8	-102.7	-123.4	-142.4	507.5	-136.12
4.50	69.08	5911.7	5895.5	5879.9	0.83	1.86	1.11	23.89	-37.3	-29.1	-25.0	2.19	0.38	-74.6	-102.6	-123.3	-142.1	606.7	-138.86
4.75	65.55	5929.3	5912.8	5897.2	1.16	1.27	1.38	23.98	-36.9	-27.8	-25.3	1.70	0.26	-75.2	-102.1	-122.4	-142.3	851.6	-140.91
5.00	60.47	5945.8	5929.2	5913.7	1.44	0.90	1.00	24.07	-36.9	-27.0	-24.7	1.22	0.22	-74.5	-101.6	-120.9	-143.1	1000.0	-142.38

*at 25°C unless mentioned otherwise



Notes

- A. Performance and quality attributes and conditions not expressly stated in this specification document are intended to be excluded and do not form a part of this specification document.
- B. Electrical specifications and performance data contained in this specification document are based on Mini-Circuit's applicable established test performance criteria and measurement instructions.
- C. The parts covered by this specification document are subject to Mini-Circuits standard limited warranty and terms and conditions (collectively, "Standard Terms"); Purchasers of this part are entitled to the rights and benefits contained therein. For a full statement of the Standard Terms and the exclusive rights and remedies thereunder, please visit Mini-Circuits' website at www.minicircuits.com/MCLStore/terms.jsp

