

Voltage Controlled Oscillator

ZX95-445+

5V Tuning for PLL IC's 410 to 445 MHz

Features

- linear tuning characteristics
- low phase noise
- low pushing
- low pulling
- 0.5-5V tuning voltage range
- protected by US patent 6,790,049



CASE STYLE: GB956

Connectors	Model
SMA	ZX95-445-S+

Applications

- R&D
- lab
- instrumentation
- PLL circuitry
- wireless microphones

+RoHS Compliant
The +Suffix identifies RoHS Compliance. See our web site for RoHS Compliance methodologies and qualifications

Electrical Specifications

MODEL NO.	FREQ. (MHz)		POWER OUTPUT (dBm)	PHASE NOISE dBc/Hz SSB at offset frequencies, KHz				TUNING				NON HARMONIC SPURIOUS (dBc)	HARMONICS (dBc)		PULLING pk-pk @12 dB (MHz)	PUSHING (MHz/V)	DC OPERATING POWER		
	Min.	Max.		Typ.	1	10	100	1000	VOLTAGE RANGE (V)	SENSITIVITY (MHz/V)	PORT CAP (pF)		3 dB MODULATION BANDWIDTH (MHz)	Typ.			Max.	Typ.	Typ.
ZX95-445+	410	445	-0.2	-91	-115	-135	-155	0.5	5	11-12	70	60	-90	-20	-11	0.4	0.2	5	16

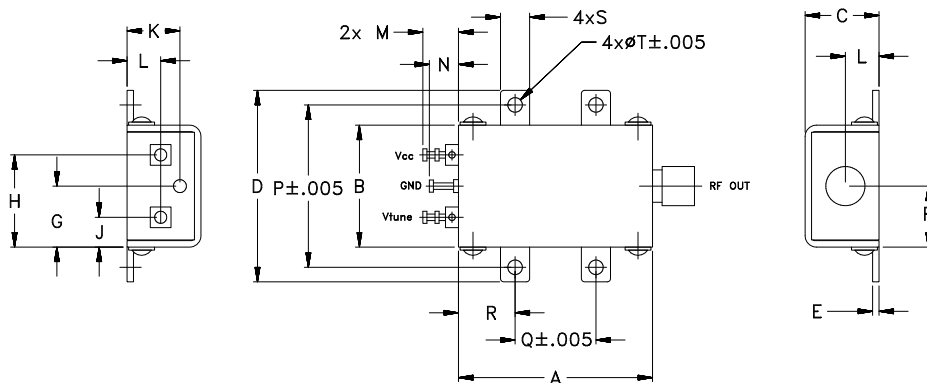
Maximum Ratings

Operating Temperature	-55°C to 85°C
Storage Temperature	-55°C to 100°C
Absolute Max. Supply Voltage (Vcc)	7V
Absolute Max. Tuning Voltage (Vtune)	7V
All specifications	50 ohm system

Permanent damage may occur if any of these limits are exceeded.

! NOTE: When soldering the DC connections, caution must be used to avoid overheating the DC terminals. See Application Note AN-40-10.

Outline Drawing



Outline Dimensions (inch/mm)

A	B	C	D	E	F	G	H	J	K	L	M	N	P	Q	R	S	T	wt.
1.20	.75	.46	1.18	.04	.38	.38	.57	.18	.33	.21	.22	.18	1.00	.50	.35	.18	.106	grams
30.48	19.05	11.68	29.97	1.02	9.65	9.65	14.48	4.57	8.38	5.33	5.59	4.57	25.40	12.70	8.89	4.57	2.69	35.0

Notes

- Performance and quality attributes and conditions not expressly stated in this specification document are intended to be excluded and do not form a part of this specification document.
- Electrical specifications and performance data contained in this specification document are based on Mini-Circuit's applicable established test performance criteria and measurement instructions.
- The parts covered by this specification document are subject to Mini-Circuits standard limited warranty and terms and conditions (collectively, "Standard Terms"); Purchasers of this part are entitled to the rights and benefits contained therein. For a full statement of the Standard Terms and the exclusive rights and remedies thereunder, please visit Mini-Circuits' website at www.minicircuits.com/MCLStore/terms.jsp

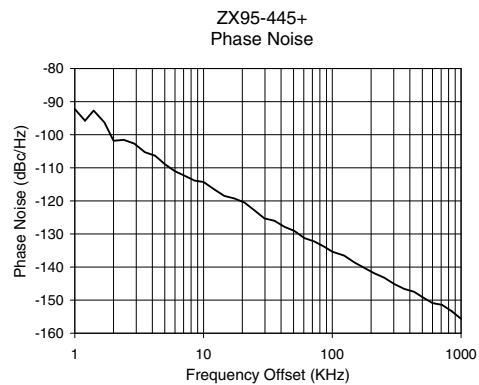
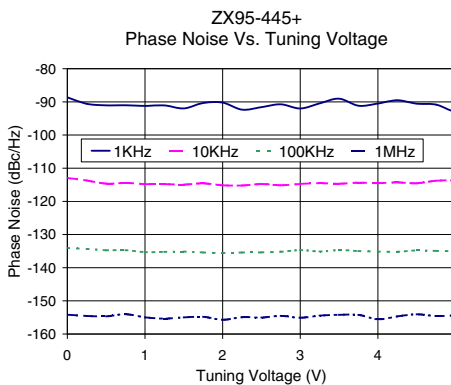
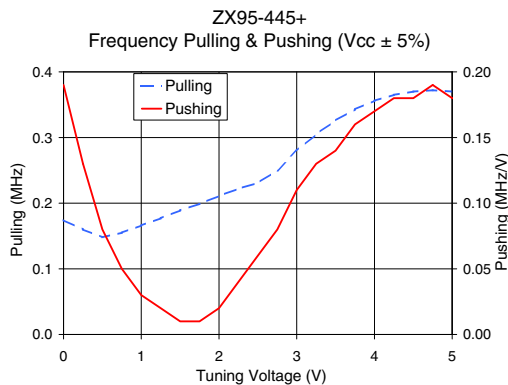
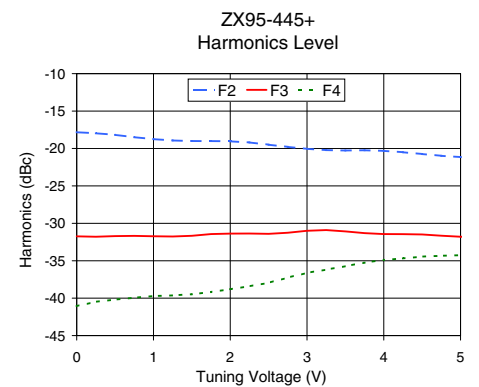
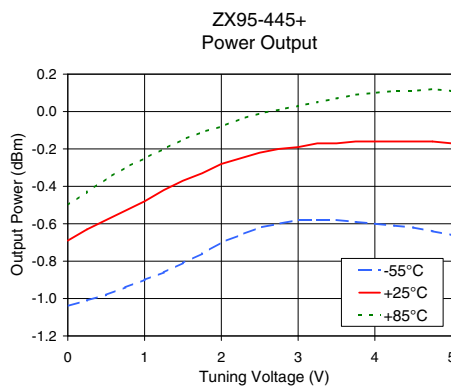
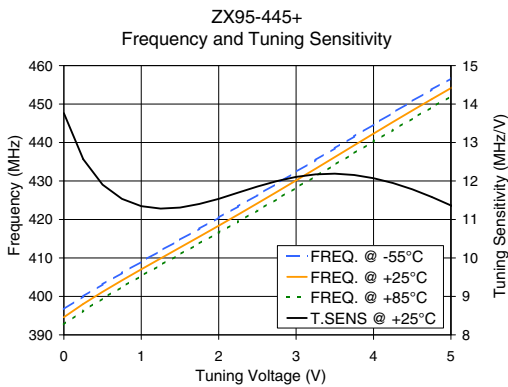


Performance Data & Curves*

ZX95-445+

V TUNE	TUNE SENS (MHz/V)	FREQUENCY (MHz)			POWER OUTPUT (dBm)			Icc (mA)	HARMONICS (dBc)			FREQ. PUSH (MHz/V)	FREQ. PULL (MHz)	PHASE NOISE (dBc/Hz) at offsets				FREQ OFFSET (KHz)	PHASE NOISE at 422 MHz (dBc/Hz)
		-55°C	+25°C	+85°C	-55°C	+25°C	+85°C		F2	F3	F4			1kHz	10kHz	100kHz	1MHz		
0.00	13.76	396.7	394.6	392.7	-1.04	-0.69	-0.50	10.37	-17.8	-31.7	-41.1	0.19	0.17	-88.7	-112.9	-134.1	-154.2	1.0	-92.25
0.50	11.90	403.1	401.2	399.5	-0.98	-0.58	-0.36	10.43	-18.2	-31.7	-40.2	0.08	0.15	-91.0	-114.7	-134.7	-154.7	2.0	-101.84
0.75	11.54	406.1	404.2	402.4	-0.94	-0.53	-0.30	10.46	-18.5	-31.7	-39.9	0.05	0.16	-91.0	-114.5	-134.7	-154.0	3.5	-105.28
1.00	11.35	409.0	407.0	405.3	-0.90	-0.48	-0.25	10.49	-18.8	-31.7	-39.7	0.03	0.17	-91.2	-114.8	-135.3	-155.0	6.0	-111.05
1.25	11.28	411.9	409.9	408.2	-0.86	-0.42	-0.20	10.51	-18.9	-31.8	-39.6	0.02	0.18	-91.1	-114.8	-135.2	-155.4	8.5	-113.85
1.50	11.31	414.7	412.7	411.0	-0.81	-0.37	-0.15	10.54	-19.0	-31.7	-39.5	0.01	0.19	-92.0	-114.9	-135.2	-155.0	10.0	-114.31
1.75	11.40	417.6	415.5	413.8	-0.76	-0.33	-0.11	10.56	-19.0	-31.4	-39.2	0.01	0.20	-90.3	-114.6	-135.4	-154.8	20.8	-120.51
2.00	11.54	420.5	418.4	416.6	-0.70	-0.28	-0.08	10.58	-19.0	-31.4	-38.8	0.02	0.21	-90.2	-115.2	-135.6	-155.7	35.5	-126.00
2.25	11.70	423.4	421.3	419.4	-0.66	-0.25	-0.04	10.60	-19.2	-31.4	-38.4	0.04	0.22	-92.4	-115.2	-135.4	-154.9	60.7	-131.24
2.50	11.86	426.3	424.2	422.3	-0.62	-0.22	-0.01	10.62	-19.5	-31.4	-38.0	0.06	0.23	-91.6	-114.8	-135.4	-155.1	86.7	-133.87
2.75	12.00	429.3	427.2	425.3	-0.60	-0.20	0.01	10.64	-19.8	-31.3	-37.3	0.08	0.25	-90.7	-115.2	-135.2	-154.5	100.0	-135.35
3.00	12.11	432.4	430.2	428.2	-0.58	-0.19	0.03	10.66	-20.1	-31.0	-36.6	0.11	0.28	-92.0	-114.7	-134.7	-155.1	148.1	-138.60
3.25	12.17	435.4	433.2	431.2	-0.58	-0.17	0.05	10.68	-20.2	-30.9	-36.2	0.13	0.31	-90.5	-114.5	-135.1	-154.5	177.0	-140.25
3.50	12.19	438.5	436.2	434.2	-0.58	-0.17	0.07	10.69	-20.3	-31.1	-35.7	0.14	0.33	-89.1	-114.7	-134.7	-154.2	211.6	-141.87
3.75	12.16	441.6	439.3	437.2	-0.59	-0.16	0.09	10.71	-20.2	-31.3	-35.3	0.16	0.34	-91.2	-114.4	-135.0	-154.2	302.4	-145.13
4.00	12.07	444.7	442.3	440.3	-0.60	-0.16	0.10	10.72	-20.3	-31.4	-34.9	0.17	0.36	-90.5	-114.5	-135.2	-155.6	361.5	-146.59
4.25	11.95	447.7	445.3	443.2	-0.61	-0.16	0.11	10.74	-20.5	-31.5	-34.7	0.18	0.37	-89.5	-114.3	-135.2	-154.7	507.5	-149.22
4.50	11.79	450.8	448.3	446.2	-0.62	-0.16	0.11	10.75	-20.7	-31.5	-34.5	0.18	0.37	-90.6	-114.5	-134.8	-154.0	600.0	-150.88
4.75	11.59	453.7	451.3	449.1	-0.64	-0.16	0.12	10.76	-21.0	-31.7	-34.3	0.19	0.37	-90.8	-113.8	-134.9	-154.6	851.6	-153.44
5.00	11.37	456.7	454.2	452.0	-0.66	-0.17	0.11	10.77	-21.2	-31.8	-34.3	0.18	0.37	-93.0	-113.7	-135.0	-154.4	1000.0	-155.65

*at 25°C unless mentioned otherwise



Notes

- A. Performance and quality attributes and conditions not expressly stated in this specification document are intended to be excluded and do not form a part of this specification document.
- B. Electrical specifications and performance data contained in this specification document are based on Mini-Circuit's applicable established test performance criteria and measurement instructions.
- C. The parts covered by this specification document are subject to Mini-Circuits standard limited warranty and terms and conditions (collectively, "Standard Terms"); Purchasers of this part are entitled to the rights and benefits contained therein. For a full statement of the Standard Terms and the exclusive rights and remedies thereunder, please visit Mini-Circuits' website at www.minicircuits.com/MCLStore/terms.jsp

