

Coaxial

Voltage Controlled Oscillator

ZX95-3245+

Linear Tuning 3100 to 3245 MHz

Features

- low phase noise
- low pulling
- protected by US patent 6,790,049

Applications

- r & d
- lab
- instrumentation
- wireless communications
- radio link



CASE STYLE: GB956

Connectors	Model
SMA	ZX95-3245-S+

+RoHS Compliant

The +Suffix identifies RoHS Compliance. See our web site for RoHS Compliance methodologies and qualifications

Electrical Specifications

MODEL NO.	FREQ. (MHz)		POWER OUTPUT (dBm)	PHASE NOISE dBc/Hz SSB at offset frequencies, kHz				TUNING					NON HARMONIC SPURIOUS (dBc)	HARMONICS (dBc)		PULLING pk-pk @ 12 dB (MHz)	PUSHING (MHz/V)	DC OPERATING POWER	
								VOLTAGE RANGE (V)	SENSITIVITY (MHz/V)	PORT CAP (pF)	3 dB MODULATION BANDWIDTH (MHz)	V _{cc} (volts)							
	Typ.	Min.		Max.	Typ.	Typ.	Typ.							Typ.	Max.			Max.	
ZX95-3245+	3100	3245	+6	-72	-98	-119	-139	0.5	10	27-32	30	30	-90	-26	-18	2	4	5	40

Maximum Ratings

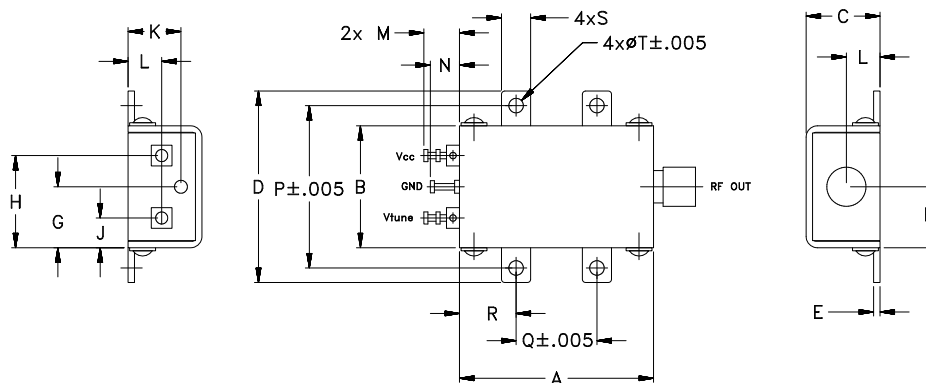
Operating Temperature	-55°C to 85°C
Storage Temperature	-55°C to 100°C
Absolute Max. Supply Voltage (V _{cc})	6V
Absolute Max. Tuning Voltage (V _{tune})	12V
All specifications	50 ohm system

Permanent damage may occur if any of these limits are exceeded.



NOTE: When soldering the DC connections, caution must be used to avoid overheating the DC terminals. See Application Note AN-40-10.

Outline Drawing



Outline Dimensions (inch/mm)

A	B	C	D	E	F	G	H	J	K	L	M	N	P	Q	R	S	T	wt.
1.20	.75	.46	1.18	.04	.38	.38	.57	.18	.33	.21	.22	.18	1.00	.50	.35	.18	.106	grams
30.48	19.05	11.68	29.97	1.02	9.65	9.65	14.48	4.57	8.38	5.33	5.59	4.57	25.40	12.70	8.89	4.57	2.69	35.0

Notes

- Performance and quality attributes and conditions not expressly stated in this specification document are intended to be excluded and do not form a part of this specification document.
- Electrical specifications and performance data contained in this specification document are based on Mini-Circuit's applicable established test performance criteria and measurement instructions.
- The parts covered by this specification document are subject to Mini-Circuits standard limited warranty and terms and conditions (collectively, "Standard Terms"); Purchasers of this part are entitled to the rights and benefits contained therein. For a full statement of the Standard Terms and the exclusive rights and remedies thereunder, please visit Mini-Circuits' website at www.minicircuits.com/MCLStore/terms.jsp



www.minicircuits.com P.O. Box 350166, Brooklyn, NY 11235-0003 (718) 934-4500 sales@minicircuits.com

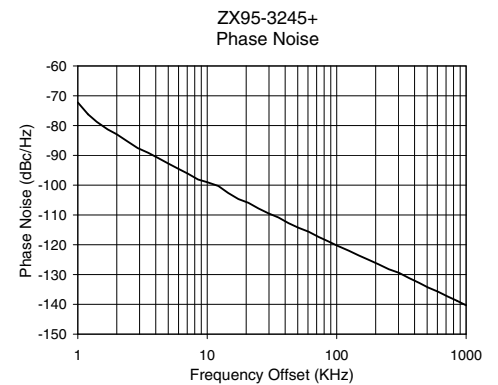
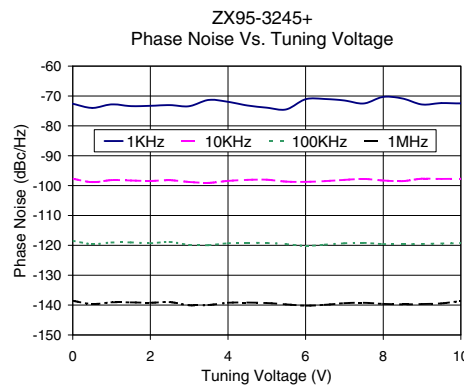
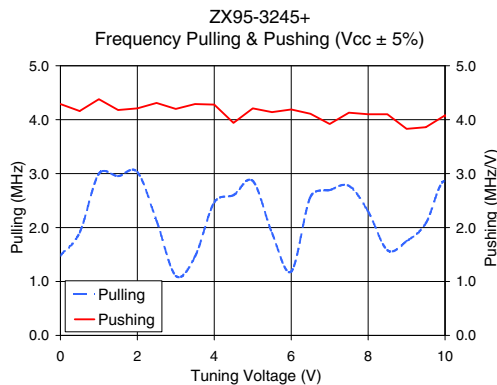
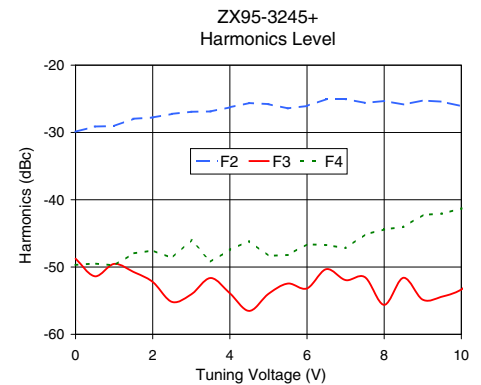
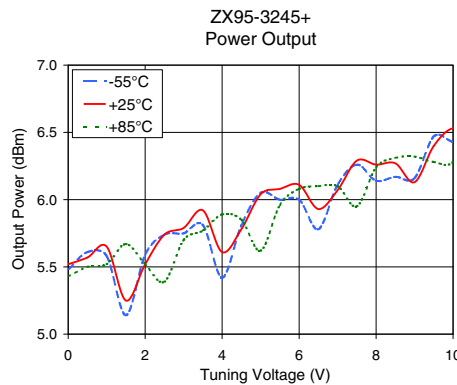
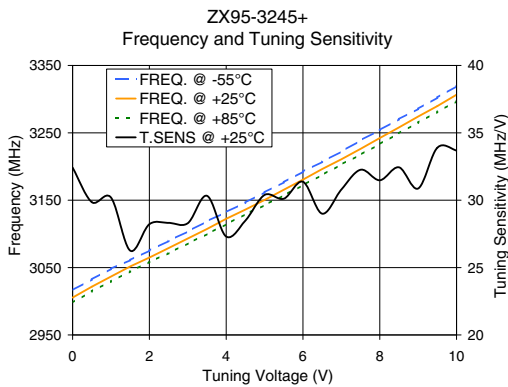
REV. A
M152326
EDR-7447/1
ZX95-3245+
RAV
151018
Page 1 of 2

Performance Data & Curves*

ZX95-3245+

V TUNE	TUNE SENS (MHz/V)	FREQUENCY (MHz)			POWER OUTPUT (dBm)			Icc (mA)	HARMONICS (dBc)			FREQ. PUSH (MHz/V)	FREQ. PULL (MHz)	PHASE NOISE (dBc/Hz) at offsets				FREQ OFFSET (KHz)	PHASE NOISE at 3175 MHz (dBc/Hz)
		-55°C	+25°C	+85°C	-55°C	+25°C	+85°C		F2	F3	F4			1kHz	10kHz	100kHz	1MHz		
0.00	32.42	3016.5	3005.5	2998.0	5.48	5.52	5.43	33.14	-29.9	-48.8	-49.7	4.29	1.48	-72.6	-97.7	-118.5	-138.6	1.0	-72.23
0.50	29.85	3032.5	3021.7	3014.9	5.61	5.57	5.50	33.20	-29.1	-51.4	-49.5	4.16	1.91	-74.0	-98.8	-119.6	-139.6	2.0	-82.93
1.00	30.20	3048.2	3036.6	3029.5	5.58	5.65	5.52	33.21	-29.1	-49.5	-49.8	4.38	3.00	-72.8	-98.2	-119.1	-139.1	3.5	-89.15
1.50	26.25	3061.2	3051.7	3044.2	5.14	5.25	5.67	33.29	-28.0	-50.7	-48.0	4.18	2.95	-73.4	-98.3	-119.0	-139.1	6.0	-94.54
2.00	28.22	3075.2	3064.8	3058.3	5.59	5.52	5.52	33.35	-27.8	-52.2	-47.5	4.21	3.03	-73.3	-98.4	-119.3	-139.2	8.5	-98.11
2.50	28.32	3089.5	3078.9	3071.4	5.74	5.74	5.39	33.38	-27.2	-55.2	-48.7	4.31	2.12	-73.0	-98.2	-118.9	-139.0	10.0	-98.99
3.00	28.30	3103.6	3093.1	3085.8	5.75	5.79	5.70	33.44	-26.9	-54.1	-46.0	4.20	1.10	-73.4	-98.8	-119.9	-140.0	20.8	-105.91
3.50	30.32	3118.7	3107.2	3099.7	5.81	5.92	5.77	33.48	-26.9	-51.6	-49.2	4.29	1.46	-71.3	-99.1	-119.9	-140.0	35.5	-110.85
4.00	27.30	3132.3	3122.4	3114.2	5.42	5.61	5.89	33.56	-26.3	-53.9	-47.4	4.28	2.47	-72.0	-98.4	-119.3	-139.2	60.7	-115.61
4.50	28.48	3146.4	3136.1	3129.1	5.81	5.78	5.85	33.67	-25.6	-56.5	-46.2	3.94	2.60	-73.2	-98.1	-119.2	-139.1	86.7	-118.92
5.00	30.39	3161.6	3150.3	3142.6	6.05	6.04	5.62	33.69	-25.8	-54.0	-48.3	4.21	2.86	-73.9	-98.0	-119.2	-139.3	100.0	-120.22
5.50	30.11	3176.7	3165.5	3157.2	6.00	6.08	5.96	33.74	-26.4	-52.5	-48.2	4.14	1.90	-74.5	-98.7	-119.6	-139.8	148.1	-123.59
6.00	31.37	3192.4	3180.6	3172.3	6.00	6.11	6.08	33.80	-26.1	-53.2	-46.6	4.19	1.19	-71.1	-98.7	-120.2	-140.2	177.0	-125.08
6.50	29.00	3207.0	3196.2	3187.5	5.78	5.93	6.10	33.91	-25.0	-50.3	-46.7	4.11	2.57	-71.0	-98.5	-119.8	-139.9	211.6	-126.59
7.00	30.78	3222.2	3210.7	3203.0	6.11	6.07	6.10	34.02	-25.0	-51.9	-47.2	3.92	2.69	-71.5	-98.1	-119.3	-139.4	302.4	-129.39
7.50	32.26	3238.6	3226.1	3217.5	6.26	6.29	5.95	34.06	-25.6	-51.5	-45.2	4.13	2.77	-72.5	-97.8	-119.2	-139.2	361.5	-131.15
8.00	31.48	3254.1	3242.3	3233.3	6.14	6.26	6.24	34.15	-25.3	-55.6	-44.4	4.10	2.30	-70.3	-98.3	-119.6	-139.6	507.5	-134.32
8.50	32.44	3270.2	3258.0	3249.3	6.17	6.27	6.31	34.26	-25.8	-51.6	-44.0	4.10	1.58	-70.8	-98.5	-119.6	-139.8	606.7	-135.74
9.00	30.87	3285.5	3274.2	3265.2	6.16	6.13	6.32	34.41	-25.3	-54.9	-42.3	3.83	1.75	-72.8	-97.7	-119.5	-139.6	851.6	-138.82
10.00	33.68	3319.2	3306.6	3296.6	6.43	6.53	6.28	34.54	-26.1	-53.3	-41.3	4.08	2.86	-72.5	-97.7	-119.2	-138.7	1000.0	-140.34

*at 25°C unless mentioned otherwise



Notes

- A. Performance and quality attributes and conditions not expressly stated in this specification document are intended to be excluded and do not form a part of this specification document.
- B. Electrical specifications and performance data contained in this specification document are based on Mini-Circuit's applicable established test performance criteria and measurement instructions.
- C. The parts covered by this specification document are subject to Mini-Circuits standard limited warranty and terms and conditions (collectively, "Standard Terms"); Purchasers of this part are entitled to the rights and benefits contained therein. For a full statement of the Standard Terms and the exclusive rights and remedies thereunder, please visit Mini-Circuits' website at www.minicircuits.com/MCLStore/terms.jsp

