

Coaxial

Voltage Controlled Oscillator

ZX95-1023+

5V Tuning for PLL IC's 945 to 1023 MHz

Features

- linear tuning characteristics
- low phase noise
- low pushing
- protected by US patent 6,790,049



CASE STYLE: GB956

Applications

- r & d
- lab
- instrumentation
- wireless communications
- industrial communications

Connectors	Model
SMA	ZX95-1023-S+

+RoHS Compliant
The +Suffix identifies RoHS Compliance. See our web site for RoHS Compliance methodologies and qualifications

Electrical Specifications

MODEL NO.	FREQ. (MHz)		POWER OUTPUT (dBm)	PHASE NOISE				TUNING					NON HARMONIC SPURIOUS (dBc)	HARMONICS (dBc)		PULLING pk-pk @ 12 dB (MHz)	PUSHING (MHz/V)	DC OPERATING POWER		
				dBc/Hz SSB at offset frequencies, kHz				VOLTAGE RANGE (V)	SENSI-TIVITY (MHz/V)	PORT CAP (pF)	3 dB MODULATION BANDWIDTH (MHz)	Typ.		Typ.	Typ.			Max.	Typ.	Max.
	1	10		100	1000	Min.	Max.													
ZX95-1023+	945	1023	+6.6	-81	-109	-130	-150	0.5	5	32	43	40	-90	-26	-19	1.4	0.4	5	35	

Maximum Ratings

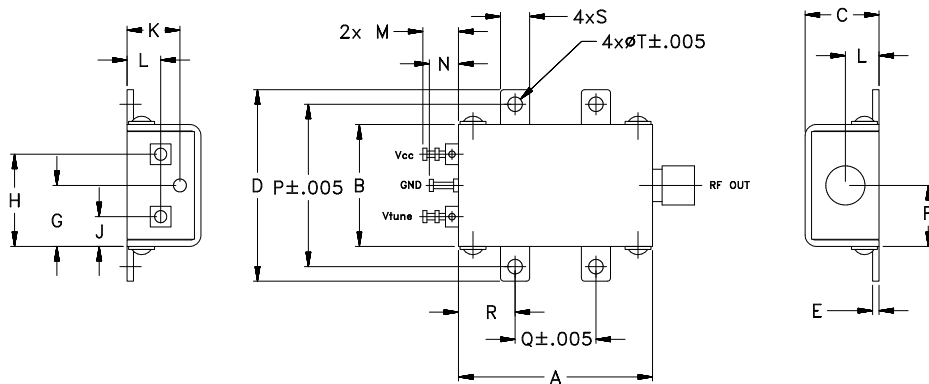
Operating Temperature	-55°C to 85°C
Storage Temperature	-55°C to 100°C
Absolute Max. Supply Voltage (Vcc)	6V
Absolute Max. Tuning Voltage (Vtune)	7V
All specifications	50 ohm system

Permanent damage may occur if any of these limits are exceeded.



NOTE: When soldering the DC connections, caution must be used to avoid overheating the DC terminals. See Application Note AN-40-10.

Outline Drawing



Outline Dimensions (inch/mm)

A	B	C	D	E	F	G	H	J	K	L	M	N	P	Q	R	S	T	wt.
1.20	.75	.46	1.18	.04	.38	.38	.57	.18	.33	.21	.22	.18	1.00	.50	.35	.18	.106	grams
30.48	19.05	11.68	29.97	1.02	9.65	9.65	14.48	4.57	8.38	5.33	5.59	4.57	25.40	12.70	8.89	4.57	2.69	35.0

Notes

- Performance and quality attributes and conditions not expressly stated in this specification document are intended to be excluded and do not form a part of this specification document.
- Electrical specifications and performance data contained in this specification document are based on Mini-Circuits' applicable established test performance criteria and measurement instructions.
- The parts covered by this specification document are subject to Mini-Circuits standard limited warranty and terms and conditions (collectively, "Standard Terms"); Purchasers of this part are entitled to the rights and benefits contained therein. For a full statement of the Standard Terms and the exclusive rights and remedies thereunder, please visit Mini-Circuits' website at www.minicircuits.com/MCLStore/terms.jsp



www.minicircuits.com P.O. Box 350166, Brooklyn, NY 11235-0003 (718) 934-4500 sales@minicircuits.com

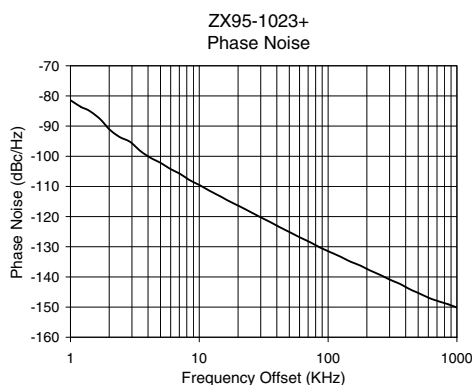
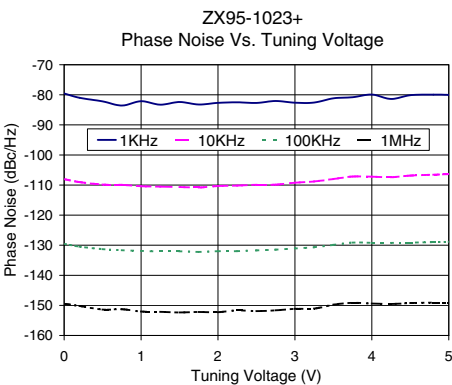
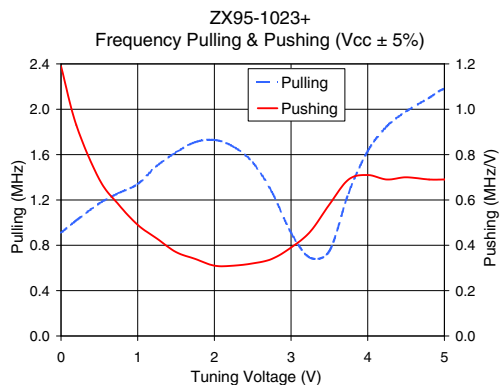
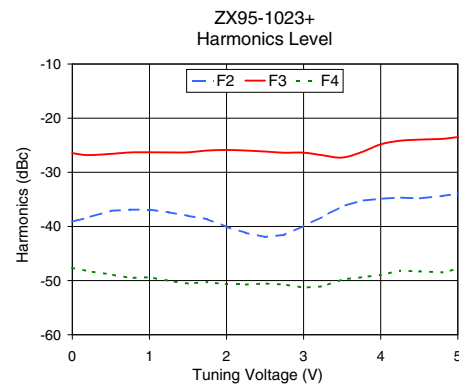
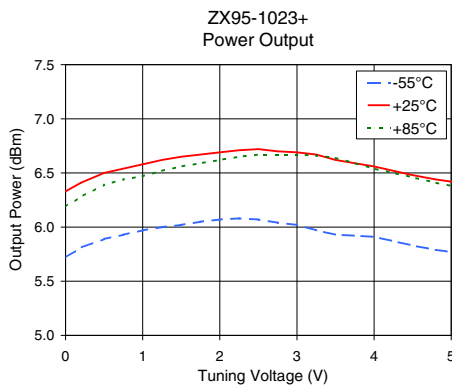
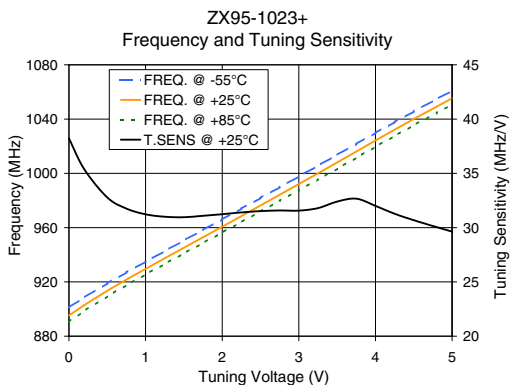
REV. A
M152326
EDR-9227F2
ZX95-1023+
RAV
150923
Page 1 of 2

Performance Data & Curves*

ZX95-1023+

V TUNE	TUNE SENS (MHz/V)	FREQUENCY (MHz)			POWER OUTPUT (dBm)			Icc (mA)	HARMONICS (dBc)			FREQ. PUSH (MHz/V)	FREQ. PULL (MHz)	PHASE NOISE (dBc/Hz) at offsets				FREQ OFFSET (KHz)	PHASE NOISE at 984 MHz (dBc/Hz)
		-55°C	+25°C	+85°C	-55°C	+25°C	+85°C		F2	F3	F4			1kHz	10kHz	100kHz	1MHz		
0.00	38.22	901.2	895.3	890.7	5.72	6.33	6.19	26.13	-39.1	-26.5	-47.6	1.19	0.91	-79.5	-108.0	-129.5	-149.5	1.0	-81.42
0.50	32.78	918.9	913.5	909.4	5.89	6.50	6.39	26.52	-37.1	-26.6	-48.9	0.69	1.17	-82.2	-109.8	-131.3	-151.4	2.0	-91.02
0.75	31.75	927.0	921.7	917.6	5.93	6.54	6.44	26.69	-36.9	-26.3	-49.5	0.58	1.26	-83.6	-109.9	-131.7	-151.3	3.5	-98.31
1.00	31.23	934.9	929.6	925.5	5.97	6.58	6.47	26.85	-36.9	-26.3	-49.4	0.49	1.34	-82.1	-110.4	-131.9	-152.0	6.0	-104.26
1.25	31.00	942.8	937.4	933.3	6.00	6.62	6.52	27.01	-37.4	-26.3	-50.0	0.43	1.50	-83.3	-110.5	-132.1	-152.1	8.5	-108.01
1.50	30.96	950.5	945.2	941.0	6.02	6.65	6.56	27.15	-38.0	-26.3	-50.6	0.37	1.62	-82.4	-110.7	-132.0	-152.4	10.0	-109.51
1.75	31.09	958.3	952.9	948.7	6.05	6.67	6.59	27.28	-38.7	-26.0	-50.3	0.34	1.71	-83.2	-110.8	-132.2	-152.2	20.8	-116.72
2.00	31.23	966.1	960.7	956.4	6.07	6.69	6.62	27.40	-40.1	-25.9	-50.7	0.31	1.73	-82.7	-110.3	-132.0	-152.3	35.5	-121.82
2.25	31.40	974.0	968.5	964.2	6.08	6.71	6.65	27.50	-41.2	-26.0	-50.7	0.31	1.67	-82.5	-110.2	-132.0	-151.7	60.7	-126.94
2.50	31.52	981.9	976.4	972.0	6.07	6.72	6.67	27.58	-41.9	-26.2	-50.5	0.32	1.53	-82.7	-109.9	-131.7	-151.9	86.7	-130.26
2.75	31.58	989.8	984.3	979.8	6.04	6.70	6.67	27.65	-41.6	-26.4	-50.7	0.34	1.27	-82.1	-109.9	-131.5	-151.6	100.0	-131.47
3.00	31.56	997.8	992.1	987.6	6.02	6.69	6.67	27.71	-39.9	-26.4	-51.3	0.39	0.91	-82.6	-109.2	-131.1	-151.2	148.1	-134.89
3.25	31.80	1005.7	1000.0	995.5	5.97	6.67	6.66	27.74	-38.2	-26.9	-51.1	0.46	0.69	-82.6	-108.8	-130.7	-151.1	177.0	-136.21
3.50	32.40	1013.6	1008.0	1003.4	5.93	6.62	6.64	27.76	-36.3	-27.3	-49.8	0.58	0.75	-81.2	-108.0	-129.9	-149.8	211.6	-137.87
3.75	32.67	1021.7	1016.1	1011.5	5.92	6.59	6.59	27.79	-35.2	-26.3	-49.4	0.69	1.26	-80.8	-107.2	-129.1	-149.1	302.4	-140.91
4.00	32.00	1029.9	1024.3	1019.6	5.91	6.56	6.54	27.87	-34.9	-24.8	-49.0	0.71	1.63	-79.9	-107.2	-129.2	-149.4	361.5	-142.31
4.25	31.27	1037.8	1032.3	1027.6	5.87	6.52	6.50	27.95	-34.7	-24.2	-48.2	0.69	1.85	-81.4	-107.4	-129.2	-149.5	507.5	-145.41
4.50	30.69	1045.6	1040.1	1035.5	5.83	6.48	6.46	28.04	-34.8	-24.0	-48.3	0.70	1.98	-80.1	-106.9	-129.1	-149.2	606.7	-146.95
4.80	30.04	1054.8	1049.3	1044.7	5.79	6.44	6.41	28.13	-34.4	-23.8	-48.5	0.69	2.10	-79.9	-106.6	-129.0	-149.1	851.6	-149.05
5.00	29.64	1060.8	1055.3	1050.7	5.77	6.42	6.38	28.19	-34.0	-23.5	-47.8	0.69	2.18	-80.0	-106.4	-128.9	-149.1	1000.0	-150.16

*at 25°C unless mentioned otherwise



Notes

- A. Performance and quality attributes and conditions not expressly stated in this specification document are intended to be excluded and do not form a part of this specification document.
- B. Electrical specifications and performance data contained in this specification document are based on Mini-Circuit's applicable established test performance criteria and measurement instructions.
- C. The parts covered by this specification document are subject to Mini-Circuits standard limited warranty and terms and conditions (collectively, "Standard Terms"); Purchasers of this part are entitled to the rights and benefits contained therein. For a full statement of the Standard Terms and the exclusive rights and remedies thereunder, please visit Mini-Circuits' website at www.minicircuits.com/MCLStore/terms.jsp

