

Coaxial

NON-CATALOG

# Low Pass Filter

VLF-6700

50Ω \*DC to 6700 MHz



CASE STYLE: FF704

## Maximum Ratings

Operating Temperature	-55°C to 100°C
Storage Temperature	-55°C to 100°C
RF Power Input*	9W max. at 25°C
DC Current Input to Output	0.5A max. at 25°C

\* Passband rating, derate linearly to 3W at 100°C ambient. Permanent damage may occur if any of these limits are exceeded.

## Features

- rugged uni-body construction, small size
- 7 sections
- excellent power handling, 9W
- temperature stable
- low cost
- protected by U.S. Patent 6,943,646

Connectors	Model
SMA	VLF-6700

Price: Contact Sales Dept.

## Applications

- harmonic rejection
- transmitters/receivers
- lab use

## Electrical Specifications at 25°C

PASSBAND (MHz) (loss < 1.2 dB)	fco, MHz Nom. (loss 3 dB)	STOP BAND (MHz) (loss, dB)			VSWR (:1)		NO. OF SECTIONS
		f 20 Min.	30 Typ.	fr 20 Typ.	Stopband Typ.	Passband Typ.	
Max.	Typ.						
*DC-6700	7600	9300	9500-11000	18000	20	1.3	7

\* Not for use with DC voltage at input and output ports

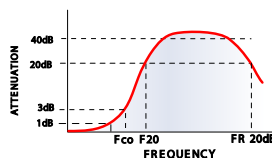
## Outline Drawing



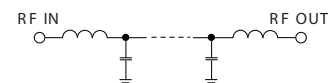
## Outline Dimensions (inch/mm)

B	D	E	wt
.410	1.43	.312	grams
10.41	36.32	7.92	10.0

## typical frequency response

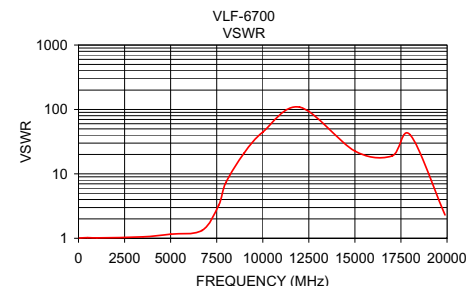
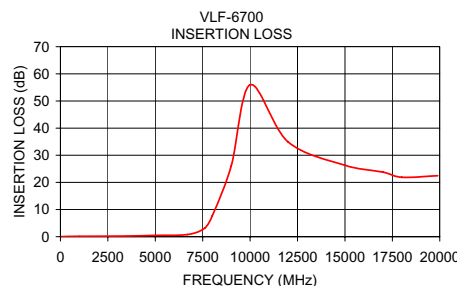


## electrical schematic



## Typical Performance Data at 25°C

Frequency (MHz)	Insertion Loss (dB)	VSWR (:1)
50.00	0.03	1.01
500.00	0.08	1.02
1000.00	0.15	1.01
3500.00	0.25	1.05
5000.00	0.47	1.16
6700.00	0.79	1.32
7600.00	3.12	3.22
8000.00	7.62	7.34
9000.00	26.00	21.20
10000.00	55.95	44.55
12000.00	34.91	108.58
15000.00	26.32	22.58
17000.00	23.79	18.90
18000.00	21.88	40.41
19890.00	22.46	2.30



## Notes

- Performance and quality attributes and conditions not expressly stated in this specification document are intended to be excluded and do not form a part of this specification document.
- Electrical specifications and performance data contained in this specification document are based on Mini-Circuit's applicable established test performance criteria and measurement instructions.
- The parts covered by this specification document are subject to Mini-Circuit's standard limited warranty and terms and conditions (collectively, "Standard Terms"); Purchasers of this part are entitled to the rights and benefits contained therein. For a full statement of the Standard Terms and the exclusive rights and remedies thereunder, please visit Mini-Circuit's website at [www.minicircuits.com/MCLStore/terms.jsp](http://www.minicircuits.com/MCLStore/terms.jsp)

