

# Low Pass Filter

VLF-2850

50Ω \*DC to 2850 MHz



CASE STYLE: FF704

### Maximum Ratings

Operating Temperature	-55°C to 100°C
Storage Temperature	-55°C to 100°C
RF Power Input*	10W max. at 25°C
DC Current Input to Output	0.5A max. at 25°C

\* Passband rating, derate linearly to 3.5W at 100°C ambient. Permanent damage may occur if any of these limits are exceeded.

### Features

- rugged uni-body construction, small size
- 7 sections
- excellent power handling, 10W
- temperature stable
- low cost
- protected by U.S. Patent 6,943,646

Connectors	Model
SMA	VLF-2850

Price: Contact Sales Dept.

### Applications

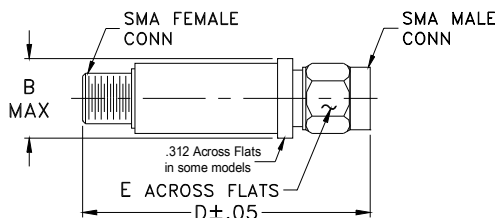
- harmonic rejection
- transmitters/receivers
- lab use

### Electrical Specifications at 25°C

PASSBAND (MHz) (loss < 1.5 dB)	f <sub>co</sub> , MHz Nom. (loss 3 dB)	STOP BAND (MHz) (loss, dB)			VSWR (:1)		NO. OF SECTIONS
		f 20 Min.	30 Typ.	fr 20 Typ.	Stopband Typ.	Passband Typ.	
Max.	Typ.						
*DC-2800	3300	4000	4200-7400	9000	20	1.2	7

\* Not for use with DC voltage at input and output ports

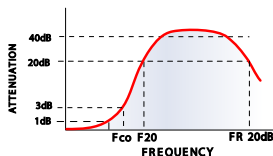
### Outline Drawing



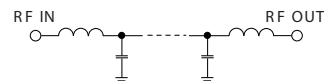
### Outline Dimensions (inch/mm)

B	D	E	gra
.410	1.43	.312	1
10.41	36.32	7.92	1

### typical frequency response

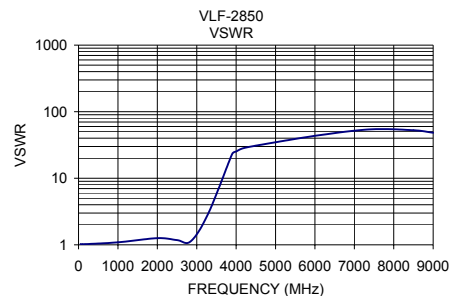


### electrical schematic



### Typical Performance Data at 25°C

Frequency (MHz)	Insertion Loss (dB)	VSWR (:1)
50	0.09	1.03
100	0.10	1.02
1000	0.29	1.09
2000	0.52	1.26
2500	0.64	1.18
2850	0.81	1.13
3300	3.09	3.00
3900	24.62	23.18
4000	30.09	25.19
4200	44.37	28.49
5000	41.19	34.75
6140	47.87	44.55
7400	28.61	54.29
8500	24.29	52.65
9000	22.82	48.26



### Notes

- Performance and quality attributes and conditions not expressly stated in this specification document are intended to be excluded and do not form a part of this specification document.
- Electrical specifications and performance data contained in this specification document are based on Mini-Circuit's applicable established test performance criteria and measurement instructions.
- The parts covered by this specification document are subject to Mini-Circuits standard limited warranty and terms and conditions (collectively, "Standard Terms"); Purchasers of this part are entitled to the rights and benefits contained therein. For a full statement of the Standard Terms and the exclusive rights and remedies thereunder, please visit Mini-Circuits' website at [www.minicircuits.com/MCLStore/terms.jsp](http://www.minicircuits.com/MCLStore/terms.jsp)

