

Coaxial Low Pass Filter

SLP-600+

50Ω DC to 580 MHz

Maximum Ratings

Operating Temperature	-55°C to 100°C
Storage Temperature	-55°C to 100°C
RF Power Input	0.5W max.

Permanent damage may occur if any of these limits are exceeded.

Features

- good attenuation rate, 1.35 typ. 20dB/ 3dB BW ratio
- rugged shielded case
- other SLP models available with wide selection of cut-off frequencies



CASE STYLE: FF99

Connectors	Model	Price	Qty.
SMA	SLP-600+	\$34.95 ea.	(1-9)

+ RoHS compliant in accordance with EU Directive (2002/95/EC)

The +Suffix has been added in order to identify RoHS Compliance. See our web site for RoHS Compliance methodologies and qualifications.

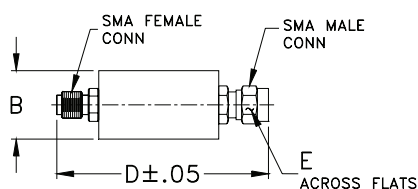
Applications

- lab use
- test equipment
- video equipment

Low Pass Filter Electrical Specifications

PASSBAND (MHz)	fco (MHz) Nom.	STOPBAND (MHz)		VSWR (:1)	
		(loss > 20 dB)	(loss > 40 dB)	Passband Typ.	Stopband Typ.
(loss < 1 dB)	(loss 3 dB)	(loss > 20 dB)	(loss > 40 dB)	Passband Typ.	Stopband Typ.
DC-580	640	840-1120	1120-2000	1.7	18

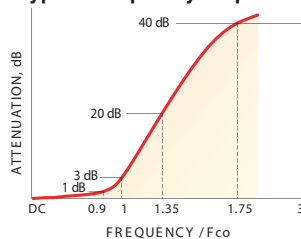
Outline Drawing



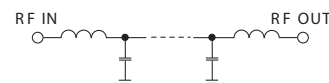
Outline Dimensions (inch/mm)

B	D	E	wt
.67	1.98	.312	grams
17.02	50.29	7.92	42.0

typical frequency response

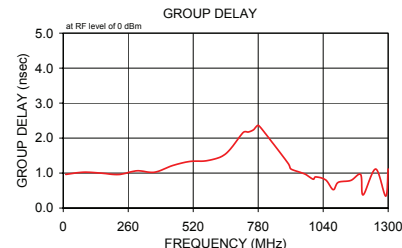
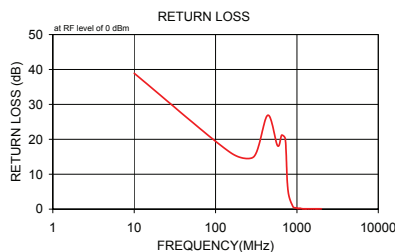
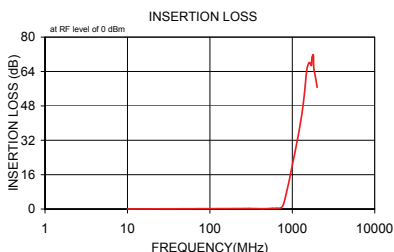


electrical schematic



Typical Performance Data

Frequency (MHz)	Insertion Loss (dB)		Return Loss (dB)	Frequency (MHz)	Group Delay (nsec)
	\bar{x}	σ			
10.00	0.01	0.1	39.3	10.00	1.41
152.50	0.22	0.2	16.2	80.00	1.44
295.00	0.20	0.1	25.3	152.50	1.38
437.50	0.28	0.1	20.5	222.50	1.42
507.50	0.37	0.1	21.9	295.00	1.59
577.50	0.59	0.1	22.0	365.00	1.79
580.00	0.60	0.1	21.9	437.50	1.95
620.00	1.50	0.3	9.6	507.50	2.27
640.00	2.98	0.4	5.1	577.50	2.86
670.00	7.09	0.6	2.1	580.00	2.85
720.00	15.52	2.0	0.4	600.00	3.36
800.00	28.44	4.7	0.3	620.00	3.84
820.00	31.52	5.4	0.3	630.00	4.98
830.00	33.06	5.7	0.3	640.00	3.81
840.00	34.63	6.1	0.3	670.00	3.37
880.00	41.22	8.0	0.2	700.00	2.26
920.00	48.84	9.9	0.2	720.00	2.30
960.00	58.62	9.9	0.2	750.00	1.48
1000.00	59.95	9.9	0.2	800.00	0.77
1100.00	59.89	8.4	0.1	820.00	0.93
1120.00	62.05	8.8	0.1	830.00	1.54
1360.00	71.05	2.3	0.1	840.00	1.00
1502.50	73.53	9.3	0.2	880.00	0.79
1572.50	70.71	4.9	0.1	900.00	1.01
1650.00	67.12	3.4	0.1	920.00	1.11
1750.00	67.73	7.7	0.1	940.00	1.28
1800.00	70.74	9.5	0.1	960.00	1.15
1850.00	68.64	9.1	0.1	1000.00	1.02
1950.00	68.21	7.1	0.1	1100.00	1.95
2000.00	65.82	4.6	0.1	1120.00	0.85



Mini-Circuits®
ISO 9001 ISO 14001 AS 9100 CERTIFIED

P.O. Box 350166, Brooklyn, New York 11235-0003 (718) 934-4500 Fax (718) 332-4661 The Design Engineers Search Engine Provides ACTUAL Data Instantly at minicircuits.com

For detailed performance specs & shopping online see web site

Notes: 1. Performance and quality attributes and conditions not expressly stated in this specification sheet are intended to be excluded and do not form a part of this specification sheet. 2. Electrical specifications and performance data contained herein are based on Mini-Circuit's applicable established test performance criteria and measurement instructions. 3. The parts covered by this specification sheet are subject to Mini-Circuits standard limited warranty and terms and conditions (collectively, "Standard Terms"); Purchasers of this part are entitled to the rights and benefits contained therein. For a full statement of the Standard Terms and the exclusive rights and remedies thereunder, please visit Mini-Circuits' website at www.minicircuits.com/MCLStore/terms.jsp.

REV. B
M108294
SLP-600+
090821