

NON-CATALOG

Surface Mount

Voltage Controlled Oscillator

ROS-1000PV

5V Tuning for PLL IC's 900 to 1000 MHz



CASE STYLE: CK605
PRICE: Contact Sales Dept.

+RoHS Compliant
The +Suffix identifies RoHS Compliance. See our web site for RoHS Compliance methodologies and qualifications

Features

- low phase noise, -144 dBc/Hz at 1 MHz, typ.
- linear tuning, 27-38 MHz/V typ.
- aqueous washable

Applications

- cellular
- instrumentation
- fast tuning
- PLL circuitry

Electrical Specifications

FREQUENCY (MHz)		POWER OUTPUT (dBm)	TUNING VOLTAGE (V)		PHASE NOISE (dBc/Hz) SSB at offset frequencies: Typ.				PULLING pk-pk @ 12 dB (MHz)	PUSHING (MHz/V)	TUNING SENSITIVITY (MHz/V)	HARMONICS (dBc)		3 dB MODULATION BANDWIDTH (MHz)	DC OPERATING POWER	
Min.	Max.	Typ.	Min.	Max.	1 kHz	10 kHz	100 kHz	1 MHz	Typ.	Typ.	Typ.	Typ.	Max.	Typ.	Voltage (V)	Current (mA) Max.
900	1000	6	0.5	5.0	-80	-104	-124	-144	2.0	0.7	27-38	-33	-20	1.0	5	22

Pin Connections

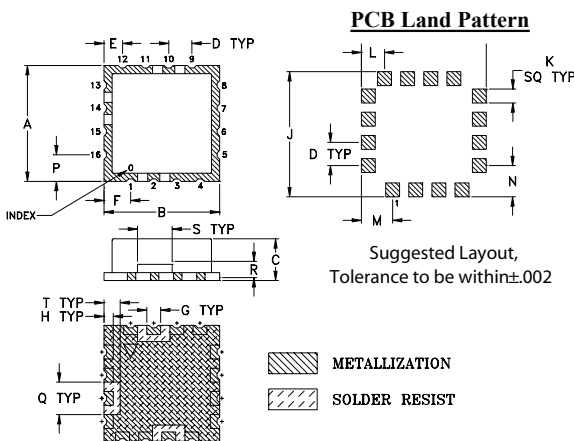
RF OUT	10
VCC	14
V-TUNE	2
GROUND	1,3,4,5,6,7,8,9,11,12,13,15,16

Maximum Ratings

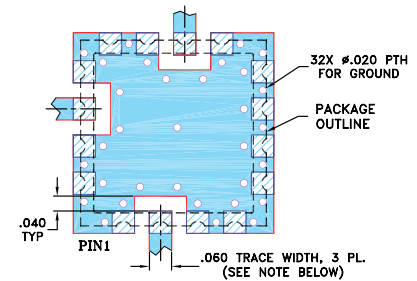
Operating Temperature	-55°C to 85°C
Storage Temperature	-55°C to 100°C
Absolute Max. Supply Voltage (Vcc)	+6V
Absolute Max. Tuning Voltage (Vtune)	+6V

all specifications: 50 ohm system
Permanent damage may occur if any of these limits are exceeded.

Outline Drawing



Demo Board MCL PIN: TB-10 Suggested PCB Layout (PL-012)



- NOTES: 1. TRACE WIDTH IS SHOWN FOR FR4 WITH DIELECTRIC THICKNESS .030" ± .002"; COPPER: 1/2 OZ. EACH SIDE. FOR OTHER MATERIALS TRACE WIDTH MAY NEED TO BE MODIFIED.
2. BOTTOM SIDE OF THE PCB IS CONTINUOUS GROUND PLANE.

- DENOTES PCB COPPER LAYOUT WITH SMOBC (SOLDER MASK OVER BARE COPPER)
- DENOTES COPPER LAND PATTERN FREE OF SOLDER MASK

Outline Dimensions (inch/mm)

A	B	C	D	E	F	G	H	J	K	L	M	N	P	Q	R	S	T	wt.
.500	.500	.180	.100	.080	.115	.060	.040	.540	.060	.100	.135	.135	.115	.140	.070	.150	.070	grams
12.70	12.70	4.57	2.54	2.03	2.92	1.52	1.02	13.72	1.52	2.54	3.43	3.43	2.92	3.56	1.78	3.81	1.78	1.0



P.O. Box 350166, Brooklyn, New York 11235-0003 (718) 934-4500 Fax (718) 332-4661 *The Design Engineers Search Engine* Provides ACTUAL Data Instantly at minicircuits.com

Notes: 1. Performance and quality attributes and conditions not expressly stated in this specification sheet are intended to be excluded and do not form a part of this specification sheet. 2. Electrical specifications and performance data contained herein are based on Mini-Circuit's applicable established test performance criteria and measurement instructions. 3. The parts covered by this specification sheet are subject to Mini-Circuits standard limited warranty and terms and conditions (collectively, "Standard Terms"); Purchasers of this part are entitled to the rights and benefits contained therein. For a full statement of the Standard Terms and the exclusive rights and remedies thereunder, please visit Mini-Circuits' website at www.minicircuits.com/MCLStore/terms.jsp.

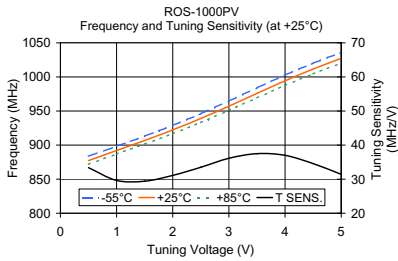
For detailed performance specs & shipping online see web site

REV. C
M102713
ED-6448A/1
ROS-1000PV
MM/TD/CP/AM
120627
Page 1 of 2

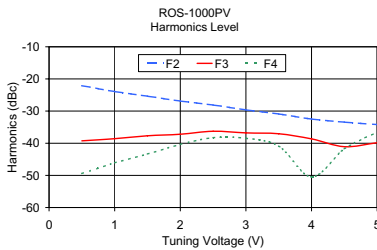
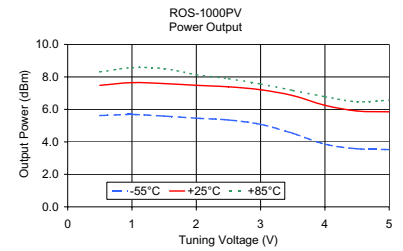
NON-CATALOG

Performance Data & Curves

ROS-1000PV



V TUNE	TUNING SENS. (MHz/V)	FREQUENCY (MHz)			POWER OUTPUT (dBm)		
		-55°C	+25°C	+85°C	-55°C	+25°C	+85°C
0.50	33.38	883.62	877.27	871.87	5.62	7.48	8.31
1.00	29.63	898.34	892.08	886.86	5.69	7.65	8.57
1.50	29.41	913.14	906.78	901.47	5.59	7.59	8.51
2.00	31.11	928.99	922.34	916.79	5.46	7.48	8.14
2.50	33.50	946.22	939.08	933.18	5.35	7.39	7.89
3.00	36.13	964.78	957.15	950.93	5.08	7.21	7.56
3.50	37.49	983.97	975.89	969.35	4.53	6.85	7.17
4.00	36.99	1002.83	994.39	987.52	3.86	6.25	6.78
4.50	34.57	1020.29	1011.67	1004.57	3.58	5.90	6.47
5.00	31.42	1036.01	1027.38	1020.23	3.53	5.85	6.57



V TUNE	HARMONICS (dBc)			FREQ. PUSHING (MHz/V)
	F2	F3	F4	
0.50	-22.09	-39.25	-49.42	0.29
1.00	-23.91	-38.58	-46.08	0.25
1.50	-25.35	-37.69	-43.35	0.21
2.00	-26.87	-37.20	-40.37	0.21
2.50	-28.10	-36.27	-38.27	0.36
3.00	-29.62	-36.79	-38.45	0.77
3.50	-30.89	-37.05	-40.89	1.21
4.00	-32.47	-38.64	-50.47	1.39
4.50	-33.42	-41.08	-41.75	1.31
5.00	-34.18	-39.85	-36.51	1.17

