


Plug-In

NON-CATALOG

Voltage Controlled Oscillator

POS-200P

5V Tuning for PLL IC's 95 to 120 MHz



CASE STYLE: A06
PRICE: Contact Sales Dept.

Features

- 5V tuning voltage range
- low phase noise
- hermetically sealed

Applications

- PLL circuitry
- instrumentation

+RoHS Compliant

The +Suffix identifies RoHS Compliance. See our web site for RoHS Compliance methodologies and qualifications

Electrical Specifications

FREQUENCY (MHz)		POWER OUTPUT (dBm)	TUNING VOLTAGE (V)		PHASE NOISE (dBc/Hz) SSB at offset frequencies: Typ.				PULLING pk-pk @ 12 dB (MHz)	PUSHING (MHz/V)	TUNING SENSITIVITY (MHz/V)	HARMONICS (dBc)		3 dB MODULATION BANDWIDTH (MHz)	DC OPERATING POWER	
Min.	Max.	Typ.	Min.	Max.	1 kHz	10 kHz	100 kHz	1 MHz	Typ.	Typ.	Typ.	Typ.	Max.	Typ.	Vcc (volts)	Current (mA) Max.
95	120	10	0.5	5.0	-77	-102	-123	-146	1.0	0.2	7-10	-30	-20	0.1	12	20

Pin Connections

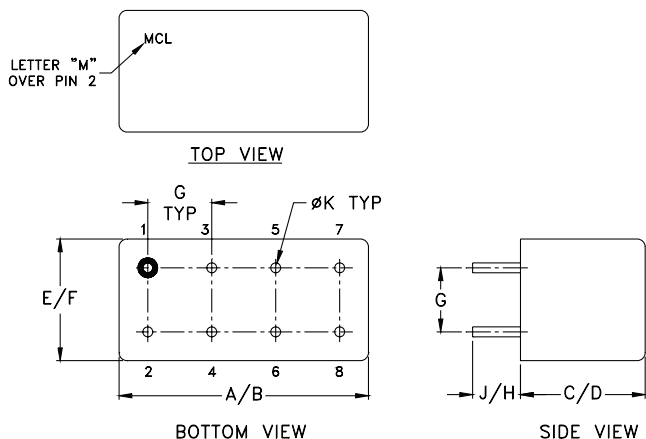
RF OUT	2
VCC	1
V-TUNE	8
GROUND	3,4,5,6,7
CASE GROUND	3,4,5,6,7

Maximum Ratings

Operating Temperature	-55°C to 85°C
Storage Temperature	-55°C to 100°C
Absolute Max. Supply Voltage (Vcc)	+16V
Absolute Max. Tuning Voltage (Vtune)	+7V

all specifications: 50 ohm system
Permanent damage may occur if any of these limits are exceeded.

Outline Drawing



Outline Dimensions (inch mm)

A	B	C	D	E	F	G	H	J	K	wt
.770	.800	.285	.310	.370	.400	.200	.20	.14	.031	grams
19.558	20.32	7.239	7.874	9.398	10.16	5.08	5.08	3.556	0.7874	5.2



P.O. Box 350166, Brooklyn, New York 11235-0003 (718) 934-4500 Fax (718) 332-4661 The Design Engineers Search Engine Provides ACTUAL Data Instantly at minicircuits.com

For detailed performance specs & shopping online see web site

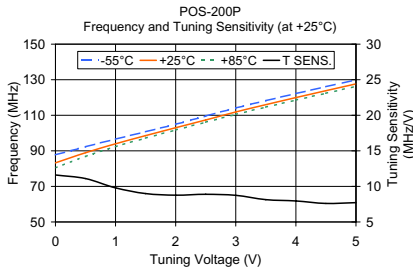
Notes: 1. Performance and quality attributes and conditions not expressly stated in this specification sheet are intended to be excluded and do not form a part of this specification sheet. 2. Electrical specifications and performance data contained herein are based on Mini-Circuit's applicable established test performance criteria and measurement instructions. 3. The parts covered by this specification sheet are subject to Mini-Circuits standard limited warranty and terms and conditions (collectively, "Standard Terms"); Purchasers of this part are entitled to the rights and benefits contained therein. For a full statement of the Standard Terms and the exclusive rights and remedies thereunder, please visit Mini-Circuits' website at www.minicircuits.com/MCLStore/terms.jsp.

REV. H
M111708
POS-200P
SK/TD/CP/AM
120622
Page 1 of 2

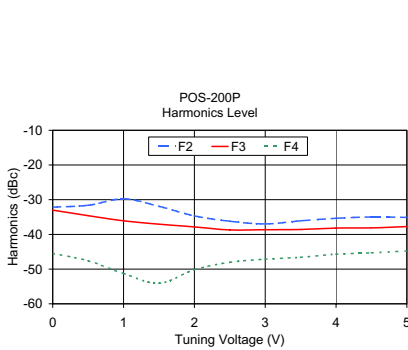
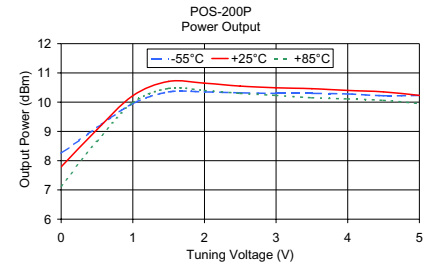
NON-CATALOG

Performance Data & Curves

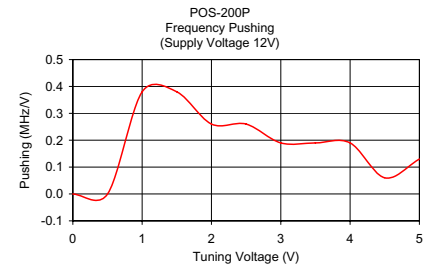
POS-200P



V TUNE	TUNING SENS. (MHz/V)	FREQUENCY (MHz)			POWER OUTPUT (dBm)		
		-55°C	+25°C	+85°C	-55°C	+25°C	+85°C
0.00	11.60	87.77	83.24	80.40	8.25	7.79	7.13
0.50	11.10	92.32	88.92	86.83	9.13	9.06	8.66
1.00	9.79	96.60	93.96	92.34	9.95	10.22	9.98
1.50	8.99	100.73	98.54	97.18	10.35	10.71	10.47
2.00	8.77	104.99	103.01	101.73	10.35	10.65	10.40
2.50	8.89	109.57	107.36	106.12	10.32	10.55	10.30
3.00	8.75	114.11	111.84	110.50	10.30	10.49	10.23
3.50	8.14	118.25	115.96	114.62	10.30	10.46	10.15
4.00	7.95	122.24	119.97	118.56	10.28	10.40	10.11
4.50	7.60	126.11	123.82	122.40	10.22	10.35	10.06
5.00	7.72	129.94	127.66	126.28	10.23	10.23	9.95



V TUNE	HARMONICS (dBc)			FREQ. PUSHING (MHz/V)
	F2	F3	F4	
0.00	-32.16	-33.00	-45.50	0.00
0.50	-31.60	-34.60	-47.60	0.00
1.00	-29.76	-36.09	-51.26	0.38
1.50	-31.90	-37.06	-54.06	0.38
2.00	-34.67	-37.84	-50.17	0.26
2.50	-36.20	-38.70	-48.03	0.26
3.00	-36.97	-38.64	-47.14	0.19
3.50	-36.08	-38.58	-46.58	0.19
4.00	-35.35	-38.18	-45.68	0.19
4.50	-34.97	-38.13	-45.30	0.06
5.00	-35.08	-37.75	-44.75	0.13



P.O. Box 350166, Brooklyn, New York 11235-0003 (718) 934-4500 Fax (718) 332-4661 The Design Engineers Search Engine Provides ACTUAL Data Instantly at minicircuits.com

For detailed performance specs & shopping online see web site

Notes: 1. Performance and quality attributes and conditions not expressly stated in this specification sheet are intended to be excluded and do not form a part of this specification sheet. 2. Electrical specifications and performance data contained herein are based on Mini-Circuit's applicable established test performance criteria and measurement instructions. 3. The parts covered by this specification sheet are subject to Mini-Circuits standard limited warranty and terms and conditions (collectively, "Standard Terms"); Purchasers of this part are entitled to the rights and benefits contained therein. For a full statement of the Standard Terms and the exclusive rights and remedies thereunder, please visit Mini-Circuits' website at www.minicircuits.com/MCLStore/terms.jsp.