


# Plug-In Voltage Controlled Oscillator

## POS-1060+ POS-1060

### Linear Tuning 750 to 1060 MHz



CASE STYLE: A06  
PRICE: \$ 14.95 ea QTY (5-49)

#### Features

- wide tuning range
- 3 dB modulation bandwidth 1 MHz, typ.
- low phase noise
- hermetically sealed

#### Applications

- cellular up & down converters
- CATV distribution set top converters
- agile communications systems
- test instruments

**+RoHS Compliant**

The +Suffix identifies RoHS Compliance. See our web site for RoHS Compliance methodologies and qualifications

#### Electrical Specifications

FREQUENCY (MHz)		POWER OUTPUT (dBm)	TUNING VOLTAGE (V)		PHASE NOISE (dBc/Hz) SSB at offset frequencies: Typ.				PULLING pk-pk @ 12 dB (MHz)	PUSHING (MHz/V)	TUNING SENSITIVITY (MHz/V)	HARMONICS (dBc)		3 dB MODULATION BANDWIDTH (MHz)	DC OPERATING POWER	
Min.	Max.	Typ.	Min.	Max.	1 kHz	10 kHz	100 kHz	1 MHz	Typ.	Typ.	Typ.	Typ.	Max.	Typ.	Vcc (volts)	Current (mA) Max.
750	1060	+12.0	1	20	-65	-90	-112	-132	50	3.0	18-32	-11	—	1.0	8	30

#### Pin Connections

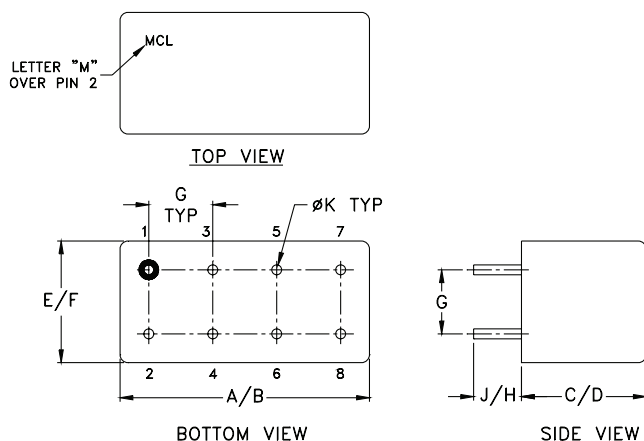
RF OUT	2
VCC	1
V-TUNE	8
GROUND	3,4,5,6,7
CASE GROUND	3,4,5,6,7

#### Maximum Ratings

Operating Temperature	-55°C to 85°C
Storage Temperature	-55°C to 100°C
Absolute Max. Supply Voltage (Vcc)	+10V
Absolute Max. Tuning Voltage (Vtune)	+22V

all specifications: 50 ohm system  
Permanent damage may occur if any of these limits are exceeded.

#### Outline Drawing



#### Outline Dimensions (inch/mm)

A	B	C	D	E	F	G	H	J	K	wt
.770	.800	.285	.310	.370	.400	.200	.20	.14	.031	grams
19.558	20.32	7.239	7.874	9.398	10.16	5.08	5.08	3.556	0.7874	5.2

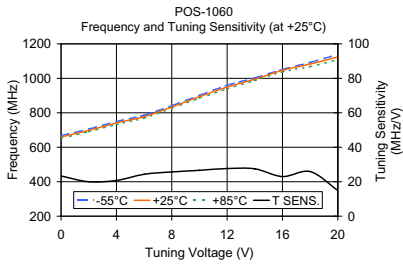
#### Notes

- Performance and quality attributes and conditions not expressly stated in this specification document are intended to be excluded and do not form a part of this specification document.
- Electrical specifications and performance data contained in this specification document are based on Mini-Circuit's applicable established test performance criteria and measurement instructions.
- The parts covered by this specification document are subject to Mini-Circuits standard limited warranty and terms and conditions (collectively, "Standard Terms"); Purchasers of this part are entitled to the rights and benefits contained therein. For a full statement of the Standard Terms and the exclusive rights and remedies thereunder, please visit Mini-Circuits' website at [www.minicircuits.com/MCLStore/terms.jsp](http://www.minicircuits.com/MCLStore/terms.jsp)

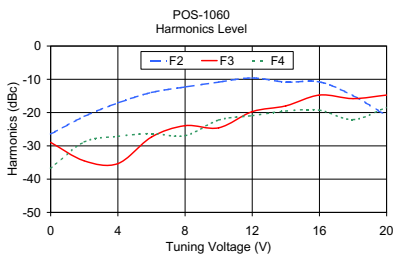
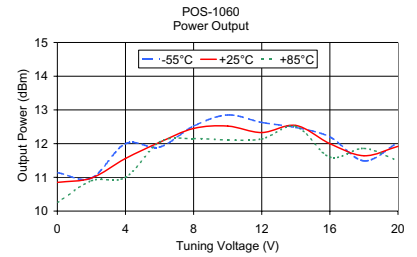


# Performance Data & Curves

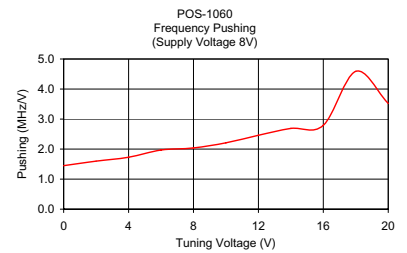
# POS-1060+ POS-1060



V TUNE	TUNING SENS. (MHz/V)	FREQUENCY (MHz)			POWER OUTPUT (dBm)		
		-55°C	+25°C	+85°C	-55°C	+25°C	+85°C
0.00	23.35	667.98	660.15	652.46	11.14	10.85	10.25
2.00	19.99	705.71	697.66	690.63	10.98	10.98	10.90
4.00	20.73	749.19	741.35	732.14	12.00	11.56	11.00
6.00	24.32	786.40	777.56	770.01	11.90	12.04	12.05
8.00	25.69	841.58	833.68	826.97	12.52	12.45	12.15
10.00	26.61	901.15	893.70	884.16	12.85	12.52	12.11
12.00	27.64	959.47	949.31	938.49	12.63	12.33	12.14
14.00	27.49	1002.41	994.54	986.85	12.48	12.54	12.51
16.00	23.00	1052.01	1046.38	1037.38	12.20	12.00	11.60
18.00	25.88	1092.75	1083.05	1067.83	11.49	11.64	11.86
20.00	14.94	1138.66	1124.15	1108.01	12.03	11.92	11.49



V TUNE	HARMONICS (dBc)			FREQ. PUSHING (MHz/V)
	F2	F3	F4	
0.00	-26.45	-28.96	-36.75	1.45
2.00	-21.14	-34.52	-28.82	1.60
4.00	-17.10	-35.34	-27.13	1.73
6.00	-13.96	-27.35	-26.30	1.97
8.00	-12.30	-23.93	-26.93	2.04
10.00	-10.84	-24.58	-22.23	2.21
12.00	-9.60	-19.71	-20.91	2.46
14.00	-10.84	-17.99	-19.54	2.69
16.00	-10.78	-14.74	-19.27	2.79
18.00	-14.89	-15.81	-22.11	4.59
20.00	-20.96	-14.73	-18.43	3.52



**Notes**

- A. Performance and quality attributes and conditions not expressly stated in this specification document are intended to be excluded and do not form a part of this specification document.
- B. Electrical specifications and performance data contained in this specification document are based on Mini-Circuit's applicable established test performance criteria and measurement instructions.
- C. The parts covered by this specification document are subject to Mini-Circuits standard limited warranty and terms and conditions (collectively, "Standard Terms"); Purchasers of this part are entitled to the rights and benefits contained therein. For a full statement of the Standard Terms and the exclusive rights and remedies thereunder, please visit Mini-Circuits' website at [www.minicircuits.com/MCLStore/terms.jsp](http://www.minicircuits.com/MCLStore/terms.jsp)