

# Coaxial Low Pass Filter

## BLP-850-75+ BLP-850-75

75Ω DC to 780 MHz

### Maximum Ratings

Operating Temperature	-55°C to 100°C
Storage Temperature	-55°C to 100°C
RF Power Input	0.5W max.

Permanent damage may occur if any of these limits are exceeded.

### Features

- rugged shielded case
- other standard and custom BLP models available with wide selection of fco

### Applications

- test equipment
- lab use
- video equipment



CASE STYLE: FF55

Connectors	Model
BNC	BLP-850-75(+)

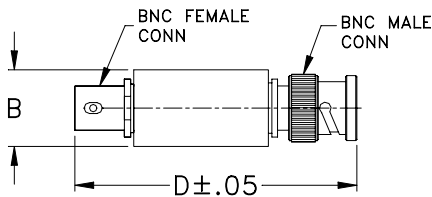
### +RoHS Compliant

The +Suffix identifies RoHS Compliance. See our web site for RoHS Compliance methodologies and qualifications

### Low Pass Filter Electrical Specifications

PASSBAND (MHz)	fco (MHz) Nom.	STOPBAND (MHz)		VSWR (:1)	
		(loss > 20 dB)	(loss > 40 dB)	Passband Typ.	Stopband Typ.
DC-750	850	1150-1490	1490-2000	1.7	18

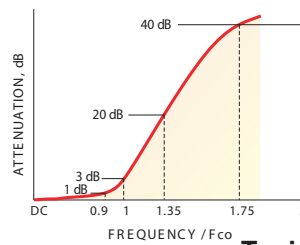
### Outline Drawing



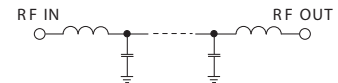
### Outline Dimensions (inch/mm)

B	D	wt
.54	2.59	grams
13.72	65.79	40.0

### typical frequency response

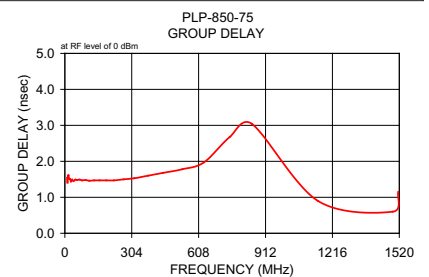
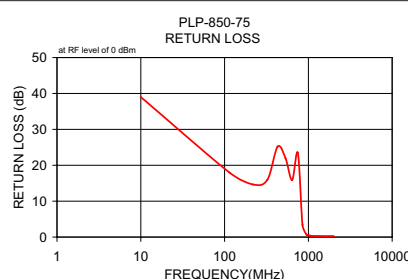
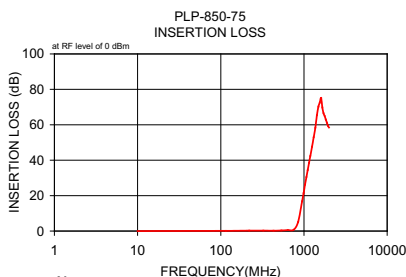


### electrical schematic



### Typical Performance Data

Frequency (MHz)	Insertion Loss (dB)		Return Loss (dB)	Frequency (MHz)	Group Delay (nsec)
	$\bar{x}$	$\sigma$			
10.00	0.00	0.01	39.00	10.00	1.54
115.00	0.11	0.00	17.92	11.91	1.41
220.00	0.25	0.01	14.64	14.07	1.60
325.00	0.26	0.03	16.02	16.62	1.61
430.00	0.21	0.03	25.19	19.64	1.51
535.00	0.32	0.03	21.89	23.52	1.51
640.00	0.53	0.06	15.89	27.79	1.44
750.00	0.71	0.06	23.37	33.28	1.49
850.00	5.08	1.38	3.44	39.32	1.45
950.00	16.83	2.42	0.70	47.09	1.49
990.00	21.45	2.68	0.50	55.63	1.48
1030.00	26.20	2.84	0.42	66.64	1.49
1070.00	30.43	2.97	0.35	78.72	1.47
1110.00	34.44	3.19	0.31	94.29	1.48
1150.00	38.50	3.39	0.28	111.38	1.46
1190.00	42.33	3.61	0.27	133.41	1.47
1250.00	47.58	4.02	0.25	157.80	1.47
1310.00	53.01	4.55	0.26	188.78	1.47
1370.00	58.31	5.90	0.22	223.00	1.47
1430.00	65.45	9.61	0.23	267.11	1.50
1490.00	70.21	7.22	0.21	315.54	1.53
1550.00	72.57	2.22	0.20	377.96	1.60
1606.30	75.16	7.29	0.21	446.48	1.68
1662.50	69.79	3.15	0.19	534.80	1.78
1718.80	66.56	1.75	0.21	631.76	1.97
1775.00	64.92	2.48	0.20	750.00	2.68
1831.30	62.90	1.72	0.20	850.00	3.04
1887.50	61.09	1.20	0.20	1150.00	0.90
1943.80	59.41	1.25	0.21	1490.00	0.60
2000.00	58.48	1.28	0.24	1515.07	1.15



### Notes

- Performance and quality attributes and conditions not expressly stated in this specification document are intended to be excluded and do not form a part of this specification document.
- Electrical specifications and performance data contained in this specification document are based on Mini-Circuit's applicable established test performance criteria and measurement instructions.
- The parts covered by this specification document are subject to Mini-Circuits standard limited warranty and terms and conditions (collectively, "Standard Terms"); Purchasers of this part are entitled to the rights and benefits contained therein. For a full statement of the Standard Terms and the exclusive rights and remedies thereunder, please visit Mini-Circuits' website at [www.minicircuits.com/MCLStore/terms.jsp](http://www.minicircuits.com/MCLStore/terms.jsp)

