

# Coaxial High Pass Filter

## BHP-100+

50Ω 90 to 2000 MHz

### Maximum Ratings

Operating Temperature -55°C to 100°C

Storage Temperature -55°C to 100°C

RF Power Input 0.5W max.

Permanent damage may occur if any of these limits are exceeded.

### Features

- rugged shielded case
- other standard and custom BHP models available with wide selection of fco

### Applications

- lab use
- transmitters/receivers
- radio communications



Generic photo used for illustration purposes only

CASE STYLE: FF55

Connectors	Model
BNC	BHP-100+

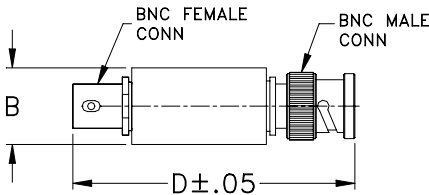
### +RoHS Compliant

The +Suffix identifies RoHS Compliance. See our web site for RoHS Compliance methodologies and qualifications

### High Pass Filter Electrical Specifications

STOPBAND (MHz)	fco (MHz) Nom.	PASSBAND (MHz)	VSWR (:1)
(loss > 40 dB)	(loss 3 dB)	(loss < 1 dB)	Stopband Typ. Passband Typ.
DC-40	40-55	82	17 1.5

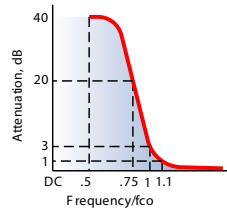
### Outline Drawing



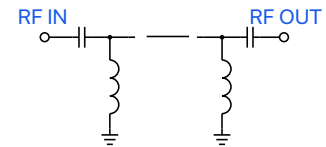
### Outline Dimensions (inch/mm)

B	D	wt
.57	2.59	grams
14.47	65.79	40.0

### typical frequency response

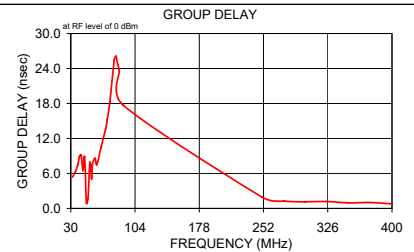
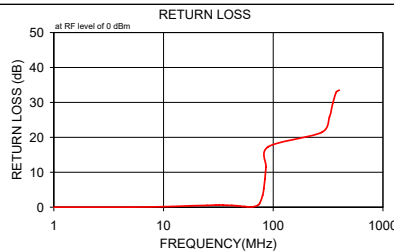


### electrical schematic



### Typical Performance Data

Frequency (MHz)	Insertion Loss (dB)	Return Loss (dB)	Frequency (MHz)	Group Delay (nsec)
	$\bar{x}$	$\sigma$		
0.30	89.11	2.62	31.00	8.89
8.00	99.03	2.59	39.00	6.70
15.00	99.15	9.35	46.00	3.14
23.00	85.95	3.83	54.00	7.36
31.00	70.59	1.33	62.00	10.03
39.00	57.79	1.32	70.00	15.90
46.00	47.39	1.59	71.00	17.05
54.00	35.98	1.77	72.00	18.27
62.00	25.00	2.07	73.00	19.57
70.00	14.11	2.38	74.00	20.91
74.00	8.90	2.38	78.00	25.23
78.00	4.58	1.93	82.00	24.35
80.00	3.05	1.49	84.00	22.20
82.00	1.97	1.01	90.00	15.92
83.00	1.59	0.78	195.00	2.32
85.00	1.07	0.43	11.60	0.70
90.00	0.60	0.07	17.02	0.55
195.00	0.20	0.02	20.29	0.47
305.00	0.26	0.03	16.03	0.44
635.00	0.23	0.02	20.93	0.38
745.00	0.22	0.01	23.04	0.42
855.00	0.24	0.01	25.13	0.37
1075.00	0.21	0.01	28.66	0.34
1180.00	0.19	0.01	29.41	0.33
1290.00	0.23	0.01	29.30	0.31
1400.00	0.24	0.02	28.38	0.31
1510.00	0.24	0.02	27.07	0.29
1730.00	0.28	0.03	23.89	0.36
1840.00	0.27	0.03	22.20	0.34
2060.00	0.21	0.02	18.99	0.33
			2495.00	



### Notes

- Performance and quality attributes and conditions not expressly stated in this specification document are intended to be excluded and do not form a part of this specification document.
- Electrical specifications and performance data contained in this specification document are based on Mini-Circuit's applicable established test performance criteria and measurement instructions.
- The parts covered by this specification document are subject to Mini-Circuits standard limited warranty and terms and conditions (collectively, "Standard Terms"); Purchasers of this part are entitled to the rights and benefits contained therein. For a full statement of the Standard Terms and the exclusive rights and remedies thereunder, please visit Mini-Circuits' website at [www.minicircuits.com/MCLStore/terms.jsp](http://www.minicircuits.com/MCLStore/terms.jsp)



[www.minicircuits.com](http://www.minicircuits.com) P.O. Box 350166, Brooklyn, NY 11235-0003 (718) 934-4500 sales@minicircuits.com

REV. E  
ECO-023903  
BHP-100+  
MCL NY  
241210